

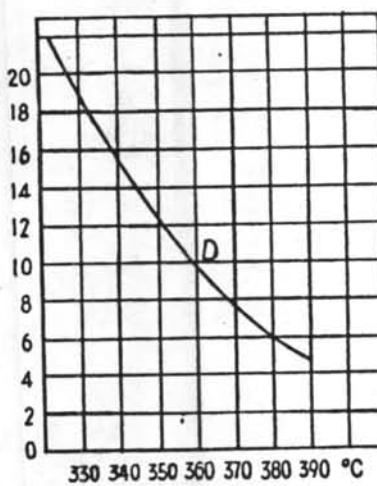
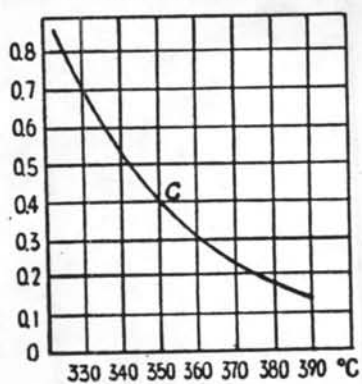
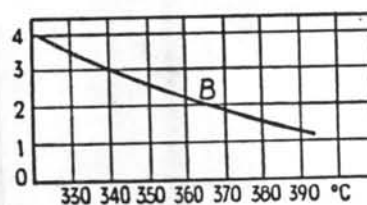
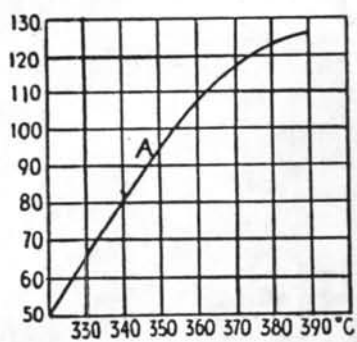
REFERENCES

1. Paul, J.K., in Methanol Technology and Application in Motor Fuels, pp. 1-38, Noyes Data Corp., 1978.
2. Woodward, H.F., in Methanol, Kirk-Othmer Encycl. Chem. Technol., 2nd ed., Vol. 13, pp. 370-398, McGraw-Hill, New York, 1967.
3. Natta, G., Pino, P., Mazzanti, G., and Pasquon, I., "Kinetic Interpretations of Heterogeneous Catalysis and their Applications to Reaction in the Gaseous Phase at High Pressures", Chem. Abstr., No. 3124 i, 1953.
4. Uchida, H., and Ogino, Y., "Rate of Methanol Synthesis", Chem. Abstr., No.17088e, 1958.
5. Rogerson, P.L., "100-Atm-Methanol Synthesis", Chem.Eng., (1973): 112-113.
6. Kung, H.H., "Methanol Synthesis", Catal. Rev-Sci.Eng., 22(2), (1980): 235-259.
7. Hosaka, S., "Alcohols and Hydrocarbon Gas from Carbon Monoxide and Hydrogen", Chem. Abstr., No. 106792 y, 1982.
8. Ramarosan, E., "Reactions of Carbon Monoxide-Hydrogen and Carbondioxide-Hydrogen on Copper-Zinc Catalysts Promoted by Metal Oxides of Groups III and IV", Chem. Abstr., No.6869 q, 1982.
9. Leonov, V.E., Kochergin, N.A., Bel'tser, I.I., Kalinichenko, L.M., and Prokopenko, A.G., "Coproducton of Methanol and Higher Alcohols", Chem. Abstr., No. 74251 c, 1982.

10. Asakawa, K., "Methanol Preparation Using a Copper-Zinc Catalyst", Chem. Abstr., No. 4287 v, 1982.
11. Passariello, A., "Catalyst and Its Use for Synthesis of Methanol", Chem. Abstr., No. 7182 p. 1983.
12. Natta, G., "Synthesis of Methanol", in Catalysis (Emmett, P.H. ed.), Vol.3, pp. 349-411, Reinhold Pub. Corp., 1955.
13. Hougen, O.A., and Watson, K.M. in Chemical Process Principles pt.2, John Wiley & Sons, New York, 1959.
14. Reid, R.C., Prausnitz, J.M., and Sherwood, T.K., in The Properties of Gases and Liquids, pp. 135, McGraw-Hill New York, 1980.
15. Reid, R.C., Prausnitz, J.M. and Sherwood, T.K., in The Properties of Gases and Liquids, pp. 410-434, McGraw-Hill, New York, 1980.
16. Tarhan, M.O., in Catalytic Reactor Design, pp.79, McGraw-Hill, New York, 1983.
17. Tanthapanichakoon, W., "Constructing and Test-Running A High-Pressure Through-Flow Tubular Reactor", Research Report to Asahi Glass Foundation, 1984.

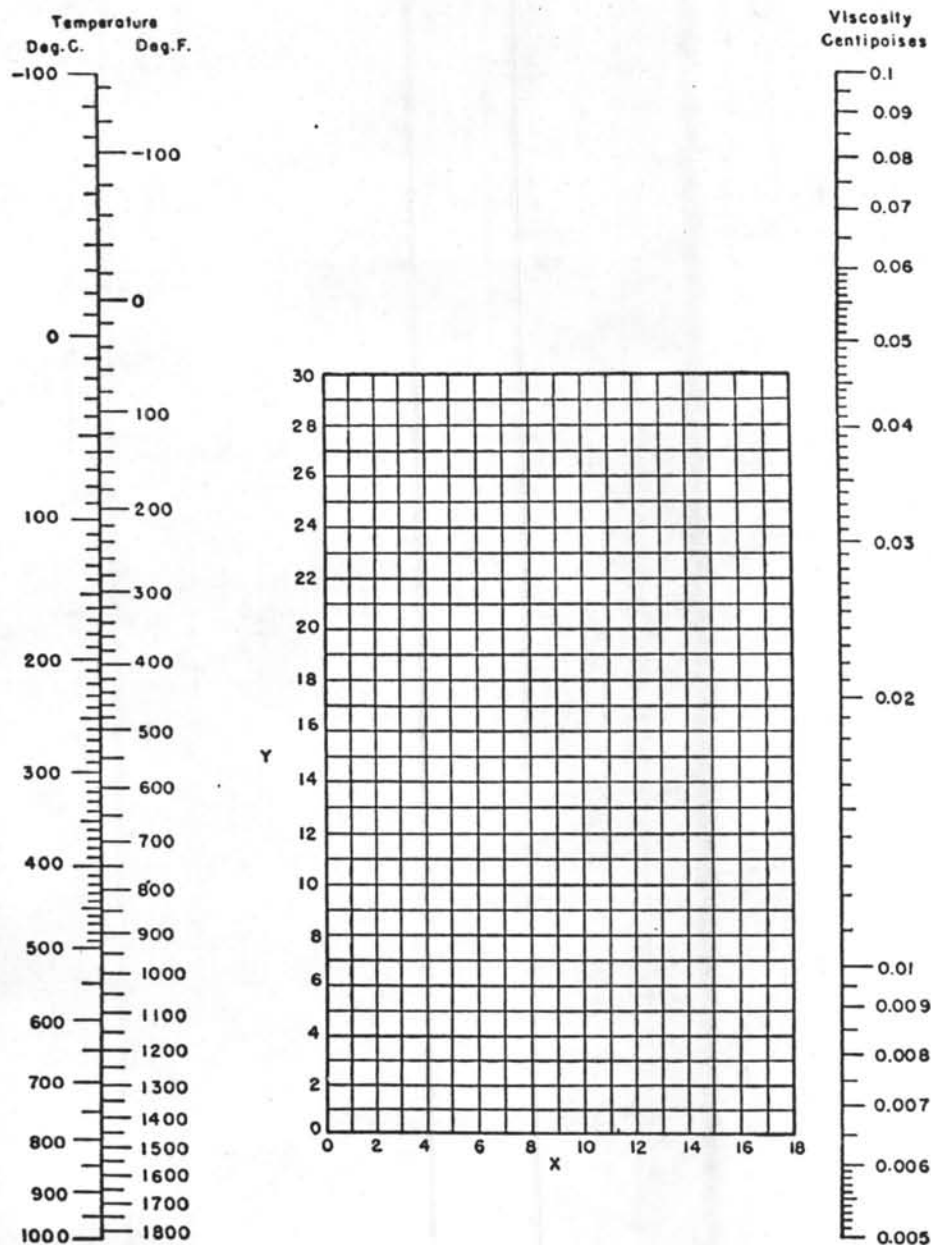
APPENDICES

APPENDIX A

DEPENDENCE ON TEMPERATURE OF THE CONSTANTS A, B, C, D ($\text{ZnO-Cr}_2\text{O}_3$ CATALYST)

APPENDIX B

VISCOSITIES OF GASES AT 1 Atm.



Coordinates for use

No.	Gas	X	Y	No.	Gas	X	Y	No.	Gas	X	Y	No.	Gas	X	Y
1	Acetic acid	7.7	14.3	15	Chloroform	8.9	15.7	29	Freon-113	11.3	14.0	43	Nitric oxide	10.9	20.5
2	Acetone	8.9	13.0	16	Cyanogen	9.2	15.2	30	Helium	10.9	20.5	44	Nitrogen	10.6	20.0
3	Acetylene	9.8	14.9	17	Cyclohexane	9.2	12.0	31	Hexane	8.6	11.8	45	Nitrosyl chloride	8.0	17.6
4	Air	11.0	20.0	18	Ethane	9.1	14.5	32	Hydrogen	11.2	12.4	46	Nitrous oxide	8.8	19.0
5	Ammonia	8.4	16.0	19	Ethyl acetate	8.5	13.2	33	$3H_2 + 1N_2$	11.2	17.2	47	Oxygen	11.0	21.3
6	Argon	10.5	22.4	20	Ethyl alcohol	9.2	11.2	34	Hydrogen bromide	8.8	20.9	48	Pentane	7.0	12.8
7	Benzene	8.5	13.2	21	Ethyl chloride	8.5	15.6	35	Hydrogen chloride	8.8	18.7	49	Propane	9.7	12.9
8	Bromine	8.9	19.2	22	Ethyl ether	8.9	13.0	36	Hydrogen cyanide	9.8	14.9	50	Propyl alcohol	8.4	13.1
9	Butene	9.2	13.7	23	Ethylene	9.5	15.1	37	Hydrogen iodide	9.0	21.3	51	Propylene	9.0	13.8
10	Butylene	8.9	13.0	24	Fluorine	7.3	23.8	38	Hydrogen sulfide	8.6	18.0	52	Sulfur dioxide	9.6	17.0
11	Carbon dioxide	9.5	18.7	25	Freon-11	10.6	15.1	39	Iodine	9.0	18.4	53	Toluene	8.6	12.1
12	Carbon disulfide	8.0	16.0	26	Freon-12	11.1	16.0	40	Mercury	5.3	22.9	54	2, 3, 3-Trimethylbutane	9.5	10.5
13	Carbon monoxide	11.0	20.0	27	Freon-21	10.8	15.3	41	Methane	9.9	15.5	55	Water	8.0	16.0
14	Chlorine	9.0	18.1	28	Freon-22	10.1	17.0	42	Methyl alcohol	8.5	15.6	56	Xenon	9.3	23.0

APPENDIX C

EXAMPLE OF ANALYSIS OF EXPERIMENTAL DATA

The original data for 40 atg, 330°C and 7000 hr⁻¹ are shown in Figures C.1 and C.2. Figure C.1 shows the raw data obtained from dry gas analysis by gas chromatography using a MS-5A column; the sample is taken at point SP-2. Figure C.2 shows the raw data obtained from wet gas analysis by gas chromatography using a Porapak T column; the sample is taken at point SP-1. Using the above data, the calculation procedure is as follows :

The area under each peak of Figures C.1 and C.2, corresponding to each gas component, is converted to the moles of each respective component with the aid of a previously prepared calibration curve. Since the 0.5-ml samples taken at SP-1 and SP-2 are different in that the SP-2 sample is dry but the SP-1 sample is wet. Thus it is necessary to take this into account when carrying out data analysis, as follows.

- Let a = moles of dry gas contained in the 0.5-ml sample taken at SP-2 at 32°C and detected by MS-5A (that is, the sum of CO, H₂, and CH₄).
- b = moles of wet gas contained in the 0.5-ml sample taken at Sp-1 at 100°C and detected by Porapak T (that is, the sum of CH₃OH, CH₃OCH₃, C₂H₆, C₃H₈, CO₂, and H₂O).

c = moles of condensible vapors in the wet gas (that is, moles of water and methanol).

d = temperature conversion factor (from 100°C to 32°C)
 $= \frac{273 + 100}{273 + 32} = 1.223$

F = total moles of wet gas

Next let

$$X = \frac{C}{F-C} \quad \text{-----}(C.1)$$

Then total wet gas

$$F = \frac{a}{1+x} \cdot \frac{1}{d} + b \quad \text{-----}(C.2)$$

From equations (C.1) and (C.2)

$$\frac{C(1+x)}{x} = \frac{a}{1+x} \cdot \frac{1}{d} + b$$

or

$$(c-b)x^2 + (2c - \frac{a}{d})x + c = 0$$

Thus

$$x = \frac{-\alpha - \gamma}{2\beta}$$

Where

$$\beta = c - b$$

$$\alpha = (2c - \frac{a}{d})$$

$$\gamma = \sqrt{\alpha^2 - 4\beta c}$$

The moles of dry gas at SP-2 can be converted to that of wet gas at SP-1 by multiplying with $\frac{1}{d} \cdot \frac{1}{1+x}$.

Since the feed gas (synthesis gas) contains H_2 and CO at a ratio of 2 to 1, the atomic ratios of H:C, C:O, and H:O in the feed are 4:1, 1:1, and 4:1, respectively. This fact is used in carrying out C, H and O balances to account for those hydrocarbons (C_4H_{10} , etc.) that can not be detected.

Total CO conversion (%) and product selectivity (%) can be calculated as follows.

$$\text{Total CO conversion(\%)} = \frac{\text{total g-atom of C that is converted} \times 100}{\text{sum of g-atom of C in feed}}$$

$$\text{Product selectivity (\%)} = \frac{\text{g-atom of C that is converted to the product} \times 100}{\text{total g-atm of C that is converted}}$$

$$\text{Space time yield of a product} = \frac{(\% \text{total CO conversion}) \times (\% \text{selectivity})}{22.4 \times 3 \times 100 \times 100} \times \text{GHSV} \quad (\text{mol/l-cat.hr})$$

Specifically, from Table C.1 we have

$$a = 11.16 \times 10^{-6} \text{ mol}$$

$$b = 4.82 \times 10^{-7} \text{ mol}$$

$$c = 1.95 \times 10^{-7} \text{ mol}$$

$$d = 1.223 \text{ mol}$$

$$\text{Therefore } x = 0.02114$$

$$\text{and } \frac{1}{d} \cdot \frac{1}{1+x} = \frac{1}{1.223} \cdot \frac{1}{1+0.02114} = 0.800734$$

Thus

$$\text{moles of CO in wet gas} = 3.8 \times 10^{-6} \times 0.800734 = 3.0428 \times 10^{-6} \text{ mol}$$

$$\text{moles of } H_2 \text{ in wet gas} = 72.5 \times 10^{-7} \times 0.800734 = 5.805308 \times 10^{-6} \text{ mol}$$

$$\text{moles of } CH_4 \text{ in wet gas} = 1.1 \times 10^{-7} \times 0.800734 = 8.808 \times 10^{-8} \text{ mol}$$

Therefore the products contained in wet gas are :

CO	=	3.0428×10^{-6}	mol
H ₂	=	5.805308×10^{-6}	mol
CH ₄	=	8.808×10^{-8}	mol
C ₂ H ₆	=	0.7×10^{-8}	mol
C ₃ H ₈	=	0	mol
CO ₂	=	2.8×10^{-7}	mol
CH ₃ OCH ₃	=	0	mol
CH ₃ OH	=	1.75×10^{-7}	mol
H ₂ O	=	0.02×10^{-6}	mol

Hence the g-atoms of C, H, and O are found to be 3.59988×10^{-6} , 1.2744938×10^{-5} , and 3.7978×10^{-6} , respectively. The ratios of C/O, H/O, and H/C are 0.948, 3.356, and 3.54, respectively. After accounting for undetected compounds, the g-atoms of C, H, and O become 3.7978×10^{-6} , 1.51912×10^{-5} , and 3.7978×10^{-6} , respectively.

$$\begin{aligned} \text{So the g-atoms of C that are converted} &= 3.7978 \times 10^{-6} - 3.0428 \times 10^{-6} \\ &= 0.755 \times 10^{-6} \text{ mol} \end{aligned}$$

$$\begin{aligned} \text{and the total CO conversion} &= \frac{0.755 \times 10^{-6}}{3.7978 \times 10^{-6}} \times 100 \\ &= 19.88\% \end{aligned}$$

Similarly,

$$\begin{aligned} \text{CH}_4 \text{ selectivity} &= \frac{8.808 \times 10^{-8}}{0.755 \times 10^{-6}} \times 100 \\ &= 11.67\% \end{aligned}$$

$$\begin{aligned} \text{C}_2\text{H}_6 \text{ selectivity} &= \frac{1.4 \times 10^{-8}}{0.755 \times 10^{-6}} \times 100 \\ &= 1.85\% \end{aligned}$$

$$\begin{array}{lcl}
 \text{C}_3\text{H}_8 & \text{selectivity} & = 0 \\
 \text{CO}_2 & \text{selectivity} & = \frac{2.8 \times 10^{-7}}{0.755 \times 10^{-6}} \times 100 = 37.09\% \\
 \text{CH}_3\text{OCH}_3 & \text{selectivity} & = 0 \\
 \text{CH}_3\text{OH} & \text{selectivity} & = \frac{1.75 \times 10^{-7}}{0.755 \times 10^{-6}} \times 100 = 23.18\%
 \end{array}$$

and

$$\begin{aligned}
 \text{Space-time yield of methanol} &= \frac{7000 \times 19.88 \times 23.18}{22.4 \times 3 \times 100 \times 100} \\
 &= 4.8 \text{ mol/l-cat.hr}
 \end{aligned}$$




Figure C.1 Gas Chromatography Obtained with a MS-5A Column

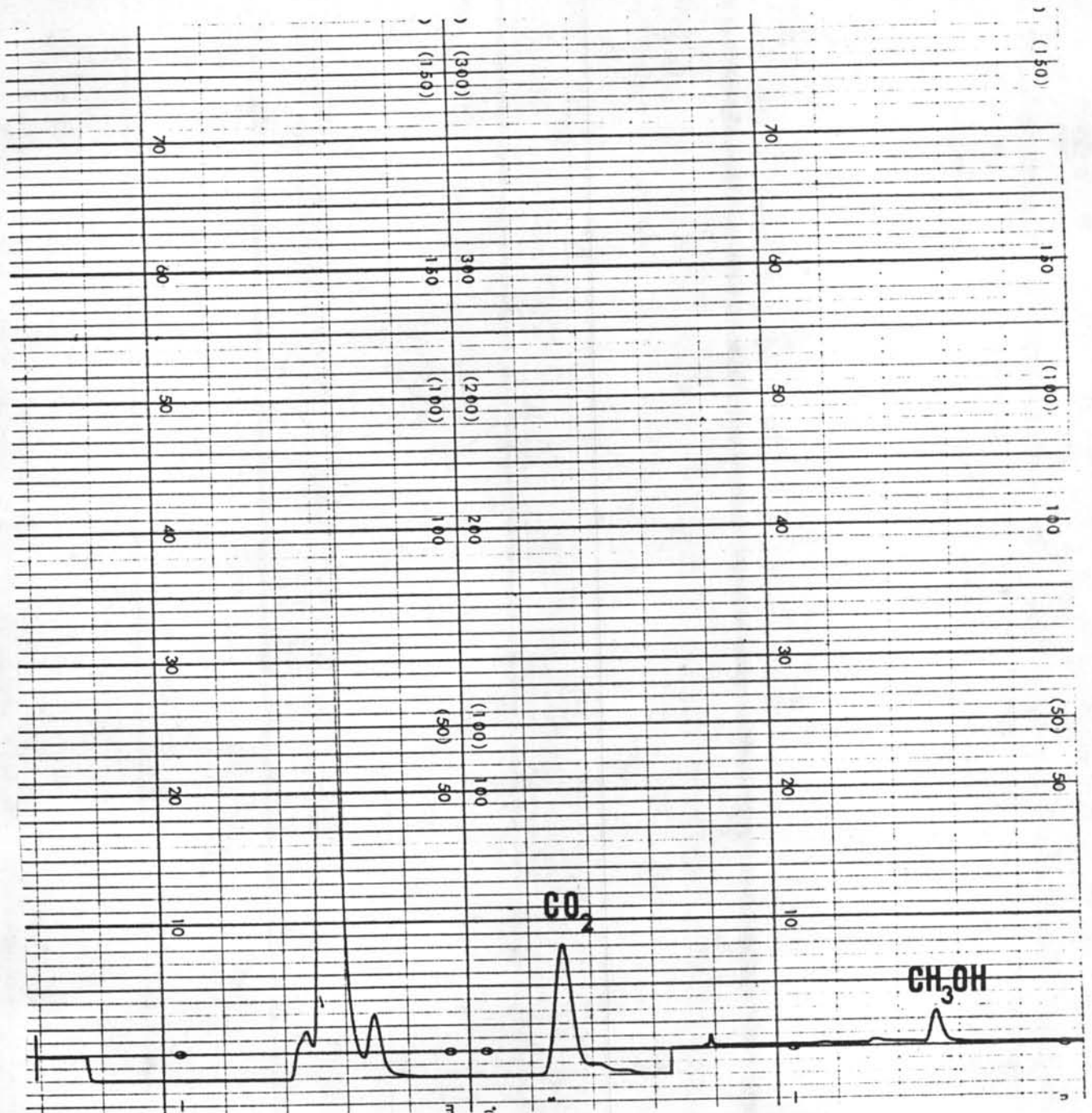


Figure C.2 Gas Chromatography Obtained with a Porapak T Column

Table C.1 Experimental Data

Reaction Conditions : 40 atg, 7000 hr⁻¹, 330 °C

	Raw Data					Total	g-atom			CO Conversion = 19.88%	Reaction
	Dry Gas (32°C)		Wet Gas (100°C)			Wet Gas	C	H	O	Product Selectivity(%)	
	Area cm ²	0.5 c.c mol	Area cm ²	0.5 c.c mol	1.0 c.c mol	0.5 c.c mol					
CO	1.82	3.8x10 ⁻⁶	-	-	-	3.0428x10 ⁻⁶	3.0428x10 ⁻⁶	-	3.0428x10 ⁻⁶	-	$CO + 3H_2 \rightarrow CH_4 + H_2O$ $2CO + 5H_2 \rightarrow C_2H_6 + 2H_2O$ $3CO + 7H_2 \rightarrow C_3H_8 + 3H_2O$ $CO + H_2O \rightarrow CO_2 + H_2$ $2CO + 2H_2 \rightarrow CH_3OCH_3 + H_2O$ $CO + 2H_2 \rightarrow CH_3OH$ $mCO + \frac{(n+m)}{2}H_2 \rightarrow C_mH_n + nH_2O$
H ₂	.242	72.5x10 ⁻⁷	-	-	-	5.805308x10 ⁻⁶	-	1.1610616x10 ⁻⁵	-	11.67	
CH ₄	.2	1.1x10 ⁻⁷	-	-	-	8.808x10 ⁻⁸	8.808x10 ⁻⁸	3.523x10 ⁻⁷	-	1.85	
C ₂ H ₆	-	-	0.0175	0.7x10 ⁻⁸	-	0.7x10 ⁻⁸	1.4x10 ⁻⁸	4.2x10 ⁻⁸	-	0	
C ₃ H ₈	-	-	0	0	-	0	0	0	-	0	
CO ₂	-	-	0.753	2.8x10 ⁻⁷	-	2.8x10 ⁻⁷	-	5.6x10 ⁻⁷	-	37.09	
CH ₃ OCH ₃	-	-	0	0	-	0	0	0	-	0	
CH ₃ OH	-	-	0.1	1.75x10 ⁻⁷	-	1.75x10 ⁻⁷	1.75x10 ⁻⁷	7x10 ⁻⁷	1.75x10 ⁻⁷	23.18	
H ₂ O	-	-	7.5x10 ⁻³	0.02x10 ⁻⁶	-	0.02x10 ⁻⁶	-	0.04x10 ⁻⁶	0.02x10 ⁻⁶	0	
C _m H _n	-	-	-	-	-	-	(1.9792x10 ⁻⁷)	(2.44626x10 ⁻⁴)	-	26.21	
Other	-	-	-	-	-	-	-	-	-	-	
Total		11.16x10 ⁻⁶		4.82x10 ⁻⁷		9.41817x10 ⁻⁶	3.59988x10 ⁻⁶	1.2744938x10 ⁻⁵	3.7978x10 ⁻⁶	100	
Total adjust							(3.7978x10 ⁻⁶)	(1.51912x10 ⁻⁵)	(3.7978x10 ⁻⁶)		

	a	d = 1.223	b	c = 1.95x10 ⁻⁷
$\alpha = \frac{2c-a-b}{d}$				-9.2171022x10 ⁻⁶
$\beta = c-b$				-2.87x10 ⁻⁷
$\gamma = \frac{2}{\alpha} - 4\beta c$				9.229238x10 ⁻⁶
$x = \frac{-\alpha-\gamma}{2\beta}$				0.02114

กองเทคนิคการวิเคราะห์ทางเคมี
 กรมวิทยาศาสตร์บริการ
 กรุงเทพมหานคร 10700

APPENDIX D

RESULTS OF EXPERIMENT

D-1 Results of Experiment at 40 atg, 1700 hr⁻¹

Reaction Condition P = 40 atg

GHSV = 1700 hr⁻¹

Reaction Temperature (°C)		281	301	330	360	380
Product Selectivity	CH ₃ OH (%)	64.79	44.02	9.20	2.44	-
	CO ₂ (%)	13.38	26.32	43.68	46.77	-
	CH ₄ (%)	3.50	4.77	7.17	21.60	-
	C ₂ H ₆ (%)	0.84	1.24	5.52	7.19	-
	C ₃ H ₈ (%)	0	0.86	2.87	3.66	-
	C ₂ H ₄ (%)	-	-	-	-	-
	C ₃ H ₆ (%)	-	-	-	-	-
	CH ₃ OCH ₃ (%)	0	2.87	1.15	0.35	-
	other H.C(%)	17.49	19.92	30.42	17.98	-
	total H.C(%)	21.83	26.79	45.98	50.43	-
Conversion of CO (%)		15.00	21.48	42.94	48.95	-
Space-Time Yield of CH ₃ OH, (mol/l-cat.hr)		2.399	2.334	0.975	0.295	-

D-2 Results of Experiment at 40 atg, 3900 hr⁻¹

Reaction Condition P = 40 atg
 GHSV = 3900 hr⁻¹

Reaction Temperature (°C)		277	302	332	360	380
Product Selectivity	CH ₃ OH (%)	6.93	1.26	0.47	1.54	-
	CO ₂ (%)	45.54	37.97	44.39	45.77	-
	CH ₄ (%)	8.01	19.39	16.23	18.33	-
	C ₂ H ₆ (%)	5.54	8.23	8.64	7.92	-
	C ₃ H ₈ (%)	4.46	5.98	4.42	2.88	-
	C ₂ H ₄ (%)	-	-	-	-	-
	C ₃ H ₆ (%)	-	-	-	-	-
	CH ₃ OCH ₃ (%)	0	0	0	0	-
	other H.C(%)	29.51	27.16	25.85	23.55	-
	total H.C(%)	47.52	60.76	55.14	52.68	-
Conversion of CO (%)		26.85	62.10	79.84	64.52	-
Space-Time Yield of CH ₃ OH, (mol/l-cat.hr)		1.068	0.449	0.215	0.570	-

D-3 Results of Experiment at 40 atg, 7000 hr⁻¹

Reaction Condition P = 40 atg

GHSV = 7000 hr⁻¹

Reaction Temperature (°C)		281	301	330	360	380
Product Selectivity	CH ₃ OH (%)	11.43	1.60	23.18	8.00	4.86
	CO ₂ (%)	44.28	40.00	37.09	44.67	46.18
	CH ₄ (%)	9.31	5.13	11.69	15.00	14.30
	C ₂ H ₆ (%)	1.88	7.60	1.85	4.13	5.00
	C ₃ H ₈ (%)	0	4.56	0	0.60	0.65
	C ₂ H ₄ (%)	-	-	-	-	-
	C ₃ H ₆ (%)	-	-	-	-	-
	CH ₃ OCH ₃ (%)	0	0	0	0	0
	other H.C (%)	33.09	41.11	26.21	27.60	29.04
	total H.C (%)	44.28	58.40	39.75	47.33	48.99
Conversion of CO (%)		9.59	48.25	19.88	36.48	36.90
Space-Time Yield of CH ₃ OH, (mol/l-cat.hr)		1.148	0.808	4.826	3.056	1.878

D-4 Results of Experiment at 40 atg, 16000 hr⁻¹
 Reaction Condition P = 40 atg
 GHSV = 16000 hr⁻¹

Reaction Temperature (°C)		280	302	332	360	380
Product Selectivity	CH ₃ OH (%)	7.69	0	0	2.36	-
	CO ₂ (%)	42.31	37.97	43.96	47.17	-
	CH ₄ (%)	9.40	13.20	12.00	8.34	-
	C ₂ H ₆ (%)	2.31	8.66	6.37	4.06	-
	C ₃ H ₈ (%)	0	4.81	2.97	1.70	-
	C ₂ H ₄ (%)	-	-	-	-	-
	C ₃ H ₆ (%)	-	-	-	-	-
	CH ₃ OCH ₃ (%)	0	0	0	0	-
	other H.C (%)	38.29	35.36	34.70	36.38	-
	total H.C (%)	50.00	62.03	56.04	50.48	-
Conversion of CO (%)		6.99	46.85	47.32	53.42	-
Space-Time Yield of CH ₃ OH, (mol/l-cat.hr)		1.250	0	0	2.930	-

D-5 Results of Experiments at 30 atg, 2400 hr⁻¹

Reaction Condition P = 30 atg

GHSV = 2400 hr⁻¹

Reaction Temperature (°C)		300	320	340	360	380
Product Selectivity	CH ₃ OH (%)	40.80	6.17	4.92	3.86	4.60
	CO ₂ (%)	27.86	46.19	46.72	47.38	45.98
	CH ₄ (%)	3.27	5.05	6.79	8.73	13.83
	C ₂ H ₆ (%)	1.29	3.12	2.95	2.31	3.22
	C ₃ H ₈ (%)	0	1.36	1.11	0.99	1.03
	C ₂ H ₄ (%)	-	-	-	-	-
	C ₃ H ₆ (%)	-	-	-	-	-
	CH ₃ OCH ₃ (%)	2.98	0	0	0.55	2.30
	other H.C(%)	23.80	38.10	37.51	36.17	29.04
	total H.C(%)	28.36	47.63	48.36	48.20	47.12
Conversion of CO (%)		26.46	56.64	49.32	39.02	20.60
Space-Time Yield of CH ₃ OH, (mol/l-cat.hr)		3.830	1.240	0.860	0.534	0.336

D-6 Results of Experiments at 30 atg, 3500 hr⁻¹

Reaction Condition P = 30 atg
 GHSV = 3500 hr⁻¹

Reaction Temperature (°C)		281	300	330	360	380
Product Selectivity	CH ₃ OH (%)	1.93	0.33	0.25	1.12	-
	CO ₂ (%)	22.22	36.88	43.22	46.93	-
	CH ₄ (%)	18.58	19.34	20.93	20.65	-
	C ₂ H ₆ (%)	5.60	8.66	7.90	5.64	-
	C ₃ H ₈ (%)	3.62	4.62	3.30	2.09	-
	C ₂ H ₄ (%)	-	-	-	-	-
	C ₃ H ₆ (%)	-	-	-	-	-
	CH ₃ OCH ₃ (%)	0	0	0	0	-
	other H.C(%)	48.04	30.16	24.39	23.57	-
	total H.C(%)	75.84	62.78	56.52	51.95	-
Conversion of CO (%)		39.70	84.87	77.05	61.24	-
Space-Time Yield of CH ₃ OH, (mol/l-cat.hr)		0.390	0.142	0.098	0.349	-

D-7 Results of Experiments at 30 atg, 6700 hr⁻¹

Reaction Condition P = 30 atg

GHSV = 6700 hr⁻¹

Reaction Temperature (°C)		280	300	331	360	380
Product Selectivity	CH ₃ OH (%)	1.73	0.74	0.28	1.43	-
	CO ₂ (%)	26.01	31.11	41.81	47.06	-
	CH ₄ (%)	28.44	25.74	17.98	14.59	-
	C ₂ H ₆ (%)	7.51	7.63	7.06	5.60	-
	C ₃ H ₈ (%)	4.34	4.00	3.47	2.38	-
	C ₂ H ₄ (%)	-	-	-	-	-
	C ₃ H ₆ (%)	-	-	-	-	-
	CH ₃ OCH ₃ (%)	0	0	0	0	-
	other H.C (%)	31.96	30.77	29.40	28.94	-
	total H.C (%)	72.25	68.14	57.91	51.51	-
Conversion of CO (%)		43.62	48.96	61.96	55.75	-
Space-Time Yield of CH ₃ OH, (mol/l-cat.hr)		0.752	0.361	0.173	0.795	-

D-8 Results of Experiments at 30 atg, 13000 hr⁻¹

Reaction Condition P = 30 atg

GHSV = 13000 hr⁻¹

Reaction Temperature (°C)		280	301	330	360	380
Product Selectivity	CH ₃ OH (%)	1.04	1.18	0.74	1.59	-
	CO ₂ (%)	30.69	31.36	42.26	46.68	-
	CH ₄ (%)	7.63	14.64	23.30	17.39	-
	C ₂ H ₆ (%)	8.98	8.22	5.94	4.62	-
	C ₃ H ₈ (%)	4.70	3.82	2.58	1.99	-
	C ₂ H ₄ (%)	-	-	-	-	-
	C ₃ H ₆ (%)	-	-	-	-	-
	CH ₃ OCH ₃ (%)	0	0	0	0	-
	other H.C(%)	46.96	40.77	25.17	27.73	-
	total H.C(%)	68.27	67.45	56.99	51.73	-
Conversion of CO (%)		34.64	31.51	39.26	37.39	-
Space-Time Yield of CH ₃ OH, (mol/l-cat.hr)		0.719	0.742	0.580	1.186	-

D-9 Results of Experiments at 20 atg, 1600 hr⁻¹

Reaction Condition P = 20 atg

GHSV = 1600 hr⁻¹

Reaction Temperature (°C)		280	301	332	360	380
Product Selectivity	CH ₃ OH (%)	0.50	0.16	0.17	0	-
	CO ₂ (%)	36.47	42.57	42.10	42.90	-
	CH ₄ (%)	25.79	19.44	23.99	27.69	-
	C ₂ H ₆ (%)	7.91	9.41	8.63	7.79	-
	C ₃ H ₈ (%)	5.20	5.58	4.41	3.22	-
	C ₂ H ₄ (%)	-	-	-	-	-
	C ₃ H ₆ (%)	-	-	-	-	-
	CH ₃ OCH ₃ (%)	0	0	0	0	-
	other H.C (%)	24.12	22.84	20.69	18.40	-
	total H.C (%)	63.02	57.27	57.72	57.10	-
Conversion of CO (%)		89.74	90.73	87.23	86.09	-
Space-Time Yield of CH ₃ OH, (mol/l-cat.hr)		0.106	0.034	0.035	0	-

D-11 Results of Experiments at 20 atg, 6000 hr⁻¹

Reaction Condition P = 20 atg

GHSV = 6000 hr⁻¹

Reaction Temperature (°C)		278	300	330	360	380
Product Selectivity	CH ₃ OH (%)	1.24	0.75	1.36	1.05	-
	CO ₂ (%)	29.24	38.27	47.28	46.96	-
	CH ₄ (%)	16.55	21.71	14.32	12.03	-
	C ₂ H ₆ (%)	8.11	7.32	1.63	3.65	-
	C ₃ H ₈ (%)	4.39	3.15	1.55	1.57	-
	C ₂ H ₄ (%)	-	-	-	-	-
	C ₃ H ₆ (%)	-	-	-	-	-
	CH ₃ OCH ₃ (%)	0	0	0	0	-
	other H.C (%)	40.47	28.79	33.86	34.74	-
	total H.C (%)	69.52	60.97	51.36	51.99	-
Conversion of CO (%)		33.63	47.32	37.70	43.84	-
Space-Time Yield of CH ₃ OH, (mol/l-cat.hr)		0.364	0.310	0.447	0.402	-

กองเคมีวิศวกรรมศาสตร์
จุฬาลงกรณ์มหาวิทยาลัย

D-12 Results of Experiments at 20 atg, 13000 hr⁻¹

Reaction Condition P = 20 atg

GHSV = 13000 hr⁻¹

Reaction Temperature (°C)		278	298	330	360	380
Product Selectivity	CH ₃ OH (%)	3.45	2.41	0.83	2.94	-
	CO ₂ (%)	34.48	34.94	44.63	47.06	-
	CH ₄ (%)	15.81	28.79	18.64	16.39	-
	C ₂ H ₆ (%)	5.06	5.18	4.46	2.98	-
	C ₃ H ₈ (%)	3.10	2.71	1.82	1.64	-
	C ₂ H ₄ (%)	-	-	-	-	-
	C ₃ H ₆ (%)	-	-	-	-	-
	CH ₃ OCH ₃ (%)	0	0	0	0	-
	other H.C (%)	38.10	25.97	29.62	28.98	-
	total H.C (%)	62.07	62.65	54.54	49.99	-
Conversion of CO (%)		9.40	17.15	34.65	25.85	-
Space-Time Yield of CH ₃ OH, (mol/l-cat.hr)		0.629	0.801	0.558	1.473	-

VITA

Miss Sunun Limtrakul was born on October 14, 1958 at Nan Province, Thailand. She graduated with a Bachelor Degree of Science in Chemistry from Cheing Mai University in 1980.