

ความสำคัญของการตรวจกรองอัลฟาธาลัสซีเมียโดยวิธีการดูตะกอนสีในเม็ดเลือดแดง

ในผู้ที่ให้ผลบวกต่อการทดสอบความเปราะบางของเม็ดเลือดแดง



พินเอก กิตติ ต่อจรัส

วิทยานิพนธ์นี้เป็นส่วนหนึ่งของการศึกษาตามหลักสูตรปริญญาวิทยาศาสตรมหาบัณฑิต

สาขาวิชาการพัฒนาสุขภาพ หลักสูตรการพัฒนาสุขภาพ

บัณฑิตวิทยาลัย จุฬาลงกรณ์มหาวิทยาลัย

ปีการศึกษา 2541

ISBN 974-331-100-9

ลิขสิทธิ์ของบัณฑิตวิทยาลัย จุฬาลงกรณ์มหาวิทยาลัย

THE VALUE OF MODIFIED HEMOGLOBIN H INCLUSION TEST FOR
SCREENING ALPHA-THALASSEMIA TRAIT AMONG OSMOTIC FRAGILITY
POSITIVE SCREENER

Colonel Kittti Torcharus

A Thesis Submitted in Partial Fulfillment of the Requirements
for the Degree of Master of Science in Health Development

Health Development Program

Graduate School

Chulalongkorn University

Academic Year 1998

ISBN 974-331-100-9

Thesis Title : The value of modified hemoglobin H
inclusion test for screening alpha-
thalassemia trait among osmotic
fragility positive screenee

By : Kitti Torcharus

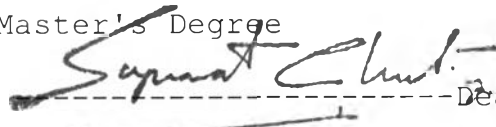
Program : Health Development

Thesis Advisor: Professor Chitr Sitthi-amorn


Co-advisor : Assoc. Prof. Sungkom Jongpiputvanich

Co-advisor : Assoc. Prof. Tanin Intragumtornchai


Accepted by the Graduate School, Chulalongkorn
University in partial fulfillment of the requirement for
the Master's Degree


-----Dean of Graduate School
(Prof. Supawat Chutivongse, M.D.)

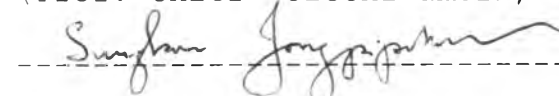
Thesis Committee


-----Chairman

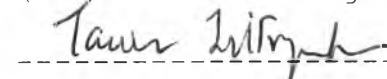
(Assoc. Prof. Sompop Limpongsanurak, M.D.)


-----Thesis Advisor

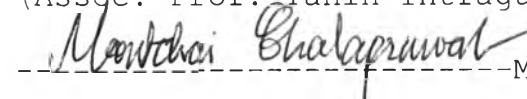
(Prof. Chitr Sitthi-amorn, M.D., M.Sc., Ph.D.)


-----Co-advisor

(Assoc. Prof. Sungkom Jongpiputvanich, M.D.)


-----Co-advisor

(Assoc. Prof. Tanin Intragumtornchai, M.D.)


-----Member

(Assist. Prof. Montchai Chalaprawat, M.D.)

ต้นฉบับ หน้าขาดหาย

ต้นฉบับ หน้าขาดหาย

ACKNOWLEDGEMENT

The author wishes to express his gratitude to Professor Chitr Sitthi-Amorn for his parental attitude toward the author. His continuous and exceptionally wise criticism and advice prior to the commencement until the completion of this program have been very encouraging.

The author is also grateful to Associate Professor Sungkom Jongpiputvanich, Associate Professor Tanin Intragumtornchai and all other teachers for their invaluable comments and suggestions throughout this program and also to all of the staffs in Thai CERTC Consortium Office for their valuable support especially to Mrs. Tati Mekanandha who always keeps the intensive atmosphere cheerful. The author also wants to express his thanks and appreciation to all of his classmate students, whose friendship will be everlasting.

Heartfelt thanks are due upon Maj. Gen. Pravit Thanprasert M.C., former Director of Phramongkutklao Hospital and Associate Professor Aphornpirom Ketupanya for their academic guidance and administrative support while conducting this research at Phramongkutklao Hospital, Royal Thai Army. The author appreciates the cooperation and discussion with his colleagues in particular: Dr. Wirote Areekul, Captain Pasra Arnutti and Captain Chamaiporn Suwannasopon.

Special thanks are due upon Hematology Unit, Department of Pediatrics, Department of Clinical Pathology and Department of Military Community Medicine Phramongkutklao Hospital and the College of Medicine for their supportive contribution in regard to laboratory and community screening.

Last but not least, the author particularly thanks INCLEN, Thai Research Fund, Phramongkutklao Foundation and Chulalongkorn University for giving him a precious opportunity to undertake this study in Clinical Epidemiology/Health Development Program.

CONTENTS

ABSTRACT (THAI)	iv
ABSTRACT (ENGLISH).....	v
ACKNOWLEDGMENT	vi
LISTS OF TABLES	ix
LISTS OF FIGURES	x

CHAPTER

1. BACKGROUND AND RATIONALE	1
2. LITERATURE REVIEW	3
3. RESEARCH METHODOLOGY	12
3.1 Research Question and Objectives	12
3.1.1 Research Question	12
3.1.2 Research Objectives	12
3.1.3 Operational Definitions	13
3.1.4 Key words	13
3.2 Research Design	14
3.2.1 Design overview	14
3.3 The Sample	15
3.3.1 Target Population	15
3.3.2 Sample population	15
3.3.3 Inclusion Criterion	15
3.3.4 Exclusion Criterion	16
3.3.5 Sample Size Calculation	16
3.4 Data Collection	17

3.5	Measurement	18
3.5.1	Demographic Variables	18
3.5.2	Outcomes Variables	18
3.5.3	Gold Standard	19
3.5.4	Data Analysis	20
3.5.4.1	Summary Demographic Variables	20
3.5.4.2	Calculation of Outcome Variables	20
3.5.4.3	Economic Evaluation	23
3.5.4.4	Cost effectiveness ratio	25
3.6	Ethical Consideration	26
3.7	Limitations	26
3.8	Expected benefit and application	27
3.9	Administrative and time Schedule	28
4.	RESULTS	29
5.	DISCUSSION	35
6.	CONCLUSION	37
	REFERENCES	38
	APPENDIX	
1.	Diagram of Screening	45
2.	Consent Form	46
3.	Data Collection Form	47
	VITAE	48

LIST OF TABLES

Tables	Page
2.1 Comparison of genotype, clinical and Hb H inclusion	9
3.1 The two by two tables of modified Hb H inclusion test and the PCR test	21
3.2 Administration and time schedule	28
4.1 Demographic data of 2,328 healthy people.....	29
4.2 The two by two tables of modified Hb H inclusion test and the PCR test	30
4.3 Capital depreciation (CC) of Osmotic fragility test	31
4.4 Time used by technician during Osmotic Fragility test and modified Hb H test	31
4.5 Salary and overtime of technician for Osmotic Fragility test and modified Hb H Inclusion test	31
4.6 Labour cost of Osmotic fragility test	31
4.7 Material cost of Osmotic fragility test	32
4.8 Capital depreciation (CC) of PCR test	32
4.9 Time used by technician during Osmotic Fragility test and PCR test	32
4.10 Salary and overtime of technician for Osmotic Fragility test and PCR test	33

4.11	Labour cost of PCR test	33
4.12	Material cost of PCR test	33
4.13	Labour cost of PCR test	33
4.14	Cost effectiveness ratio	33

LIST OF FIGURES

Figures	Page
2.1 Model of α -globin gene deletion as molecular basis for the various α -thalassemia syndromes Hb H inclusion	5
3.1 Design overview of screening test for α -thalassemia 1 trait	14
3.2 A decision tree for α -thalassemia 1 trait and normal	24