

**SUSTAINABILITY OF ONCHOCERCIASIS CONTROL PROGRAM IN BENIN:
A METHODOLOGICAL APPROACH**



Mr. EKANMIAN GATIEN KOFFI

**A Thesis Submitted in Partial Fulfillment of the Requirements
for the Degree of Master of Science in Health Economics
Faculty of Economics
Graduate School
Chulalongkorn University
Academic Year 1997
ISBN: 974-638-916-5
Copyright of Chulalongkorn University**

I 19053691


Thesis Title : SUSTAINABILITY OF ONCHOCERCIASIS CONTROL PROGRAM
IN BENIN: A METHODODOLOGICAL APPROACH

By : Ekanmian Gatien Koffi

Programme : Health Economics

Thesis Advisor : Dr. Paitoon Kaipornsak, Ph.D.

Accepted by the Graduate School, Chulalongkorn University in Partial
Fulfillment of the Requirements for Master of Science Degree in Health Economics



..... Dean of Graduate School


(Prof. Supawat Chutivongse, M.D.)

Thesis Committee :



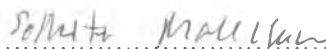
..... Chairman

(Asst. Prof. Isra Sarntisart, Ph. D.)




..... Thesis Advisor

(Dr. Paitoon Kaipornsak, Ph. D.)



..... Member

(Asst. Prof. Sothitorn Mallikamas, Ph. D.)



..... Member

(Asst. Prof. Chanetwallop N. Khumthong)

พิมพ์ขึ้นฉบับทดลองวิทยานิพนธ์ภายในกรอบสี่เหลี่ยมนี้เพียงแผ่นเดียว

408 58800 29 : MAJOR HEALTH ECONOMICS

KEY WORDS: SUSTAINABILITY / ABILITY TO PAY / WILLINGNESS TO
PAY / COMMUNITY INVOLVEMENT / ONCHOCERCIASIS/
BENIN

EKANMIAN GATIEN KOFFI: SUSTAINABILITY OF ONCHOCERCIASIS
CONTROL PROGRAM IN BENIN: A METHODOLOGICAL APPROACH.

THESIS ADVISOR: Dr. PAITON KAIPORNSAK, Ph. D. 73 pp.

ISBN 976-638-916-5.



The aim of Onchocerciasis Control Program (OCP) is to eliminate onchocerciasis disease of public health problem and as an obstacle to socioeconomic development; it incumbent on the participating countries to maintain this achievement. The primary purpose of this study is focus on the sustainability of Onchocerciasis control program in Benin. This study has designed a methodological approach to analyze the conditions in which the program can be sustained.

Hypothetical data has also been used in the study to test how the models work. The results of the evaluation of the approach using these hypothetical data are not to be taken directly as granted for policy implications.

This methodological approach shows us a way to obtain onchocerciasis control demand function and the elasticity of the demand, by using money metric indirect utility function and Cobb-Douglas utility function. The study reveals the utility for rich and poor regarding onchocerciasis control and the factors that influence ability to pay (ownership of property, type of saving, source of income, family size), willingness to pay (level of knowledge about the disease, level of exposure, priority ranking, risk of contracting onchocerciasis, transportation cost) and community involvement (perceived benefits of ivermectin, community leadership, designing the distribution system, availability of credible distributor, integration with local health system). Also this study reveals that, the above factors can shift onchocerciasis control demand curve. The result of such studies will help health planners and policy makers of the government to make a decision regarding the set of price of onchocerciasis treatment by year 2002 using the marginal utility analysis. Further work on empirical study on the model built in this study is also required.

In conclusion, this approach though designed with sustainability of onchocerciasis control as the focus could also be used in many other endemic disease control strategies. Though this methodological approach has some limitations, its strength lies in its possible practical uses as an operational tool.

ภาควิชา Economics
สาขาวิชา Health Economics
ปีการศึกษา 1997

ลายมือชื่อนิติ 
ลายมือชื่ออาจารย์ที่ปรึกษา 
ลายมือชื่ออาจารย์ที่ปรึกษาร่วม

Acknowledgements

First of all, I tender my humble thanksgiving to almighty God, who in his infinite mercy and grace, has made all things possible for me; and gives me necessary courage when a grievous illness took my brother Marius Gildas too soon from his loving family. Honor, glory, and praise are due to him both now and forever more. Amen!

I am immensely indebted to my advisor, Dr Paitoon Kaipomsak who eked out time from his busy schedule to give me all possible advice and assistance.

I would like to express my special thanks to Asst. Prof. Dr. Isra Sarntisart for his help on my thesis as chairman. So also goes to Asst. Prof. Dr. Sothitorn Mallikamas and Chanetwallop N. Khumthong for their suggestions and comments as members of the thesis. Their prolific guidance are important for me to accomplish this work.

“Merci infiniment” go to the Director of the Center for Health Economics, Asst. Prof. Dr. Kaemthong Indaratna for making my stay and study here more productive and useful for my current and future works in the health care sector. So goes to Raymond Hutubessy and Agnes Soucat for providing me continual assistant.

I wish to extend my thanks also to all lecturers of the Centre for Health Economics; especially Waranya Patarasuk, Siripen Supakarnkunti, Manisri Puntularp, Wattana Janjaroen, Phitsanes Jassadachatr, Pongsa Pornchaiwiseskul, Pirom K. and Chev Kidson. It is them who imparted me with health economics tools to work on my future career. Also, thanks to the Center’s office assistants for their kindness.

I am forever indebted to my family, my wife Elisabeth and my children Giraud, Brandon and Marina for their love, understanding, encouragement and prayers. I thank also all my colleagues and friends in Benin who sent valuable information to me, and made my family feel my absence less.

I owe a lot to the UNDP/World Bank/ WHO Special Programme for Research and training in Tropical Diseases (TDR), who supported me in funding for this programme. I accept it as a duty to ensure that the knowledge I have acquired helps as many communities as possible all over the World.

Last, but not least I would like to express my warmly thanks to my boss Prof. Eusebe Alihonou, General Director, Regional Center for Development and Health / Primary Health Care (CREDESA/SSP).

Gatien K. EKANMIAN
April 1998

Table of contents

Abstract.....	iii
Acknowledgments.....	iv
Table of contents.....	v
List of tables.....	vii
List of figures.....	viii
Abbreviations.....	ix
Chapter 1: Introduction	1
1.1 Rationale.....	1
1.2 Background.....	3
1.3 Research questions.....	5
1.4 Research objectives.....	5
1.4.1 General objective.....	5
1.4.2 Specific objectives.....	5
Chapter 2: Review of related literature.....	6
Section A: Onchocerciasis.....	6
2.1 Geographical distribution of onchocerciasis in Onchocerciasis Control Program.....	6
2.1.1 Rapid epidemiological mapping.....	6
2.1.2 Geographical information system.....	7
2.2 Structure, functional organization and operations of OCP.....	7
2.3 Onchocercal skin disease, blindness, public health and socioeconomic importance.....	9
2.4 Control operations.....	10
2.4.1 Interruption of transmission.....	10
2.4.2 Treatment with ivermectin.....	10
2.4.3 Modeling.....	11
Section B: Theoretical framework (review of previous works).....	11
2.5 Ability and willingness to pay.....	11
2.6 Community involvement.....	13
2.7 Sustainability.....	14

Chapter 3: Research methodology.....	16
3.1 Conceptual framework of the study	16
3.2 Framework for the study... ..	17
3.2.1 Study design.....	17
3.2.2 Study population.....	17
3.2.3 Sampling technique.....	18
3.2.4 Source of data.....	19
3.2.5 Designing the questionnaire for the variables of the models.....	19
3.3 Econometric estimations.....	24
3.3.1 Onchocerciasis control demand function.....	24
3.3.2 Willingness to pay parameters.....	25
3.3.3 Ability to pay parameters.....	27
3.3.4 Community involvement parameters.....	30
3.3.5 Estimations methods of onchocerciasis control demand function, CI, WTP, and ATP.....	32
3.4 Data collection.....	37
3.5 Variable of the model and their measurement.....	37
 Chapter 4 Evaluation of the approach.....	 40
4.1 Onchocerciasis demand function.....	40
4.1.1 Analysis of the multiple regression equation.....	40
a – low income group.....	40
b – middle and high income group.....	41
4.2 Ability to pay	48
4.3 Willingness to pay	49
4.4 Community involvement	50
 Chapter 5: Conclusion and policy recommendations.....	 53
 References.....	 56
 Appendices.....	 60
Appendix 1 Questionnaires.....	60
Appendix 2 The participating countries and donors.....	67
Appendix 3 Hypothetical data	68
Curriculum Vitae.....	73

List of tables

Table 1: Costs of onchocerciasis control.....	2
Table 2: Principles and components of Primary Health Care.....	4
Table 3: The four-tier structure of OCP.....	8
Table 4: Components of OCP.....	9
Table 5: WTP variables.....	33
Table 6: ATP variables.....	34
Table 7: C I variables.....	35
Table 8: ATP variables and their measurement.....	36
Table 9: WTP variables and their measurement.....	37
Table 10: CI variables and their measurement.....	38
Table 11: Low income group parameters for onchocerciasis control demand.....	39
Table 12: Middle and high income group parameters for onchocerciasis control demand.....	40
Table 13:Terminology for a demand curve to distinguish value of ϵ	42
Table 14: Response of change in price of treatment.....	43
Table 15:Marginal utility analysis.....	46
Table 16: Ability to pay parameters.....	47
Table 17: Willingness to pay parameters.....	48
Table 18: Community involvement parameters... ..	49
Table 19: Descriptive statistics of Community involvement	50

List of figures

Figure 1: Conceptual framework.....	16
Figure 2: Sampling technique.....	18
Figure 3: Utility curve given the budget constraint.....	20
Figure 4: Monotonic transformation of an indirect utility function (graphical example).....	22
Figure 5: Onchocerciasis control demand curves.....	30

Abbreviations

APOC: African Program for Onchocerciasis Control

ATP: Ability to Pay

BI: Bamako Initiative

BPOC: Benin Program of Onchocerciasis Control

CFA francs: Franc of Financial Community of Africa.

It is the single common currency for the following both Central and West African countries: Benin, Burkina-Faso, Cameroon, Central Africa Republic, Chad, Congo, Cote d'Ivoire, Gabon, Guinea Equatorial, Mali, Senegal, Togo...The exchange rate between CFA Franc and French Franc is fixed all the time for 1 FF = 100 CFA.

C I: Community Involvement

FAO: Food and Agriculture Organization

GIS: Geographical Information System

GNP: Gross National Product per Capita.

NGO: Non Governmental Organization

OCP: Onchocerciasis Control Program

PHC: Primary Health Care

REMO: Rapid Epidemiological Mapping of Onchocerciasis

TDR: Tropical Disease Research

UNDP: United Nations Development Program

UNICEF: United Nation Children and Emergency Fund

USAID: United States Agency for International Development

WHO: World Health Organization

WTP: Willingness to Pay