

## REFERENCES

- Arayawongkul, S. (2002). Characterization of polystyrene produced by admicellar polymerization. M.S.Thesis, The Petroleum and Petrochemical College Chulalongkorn University.
- Barraza, H.J., Hwa, M.J., Blakley, K., O'Rear, E.A., and Grady, B.P. (2001). Wetting behavior of elastomer-modified glass fibers. Langmuir, in press.
- Brady, P.V. (1996). Physics and Chemistry of Mineral Surfaces. CRC Press.
- Chaisirimahamorakot, S. (2001). Modification of silica surface for rubber reinforcement using a continuous admicellar polymerization system. M.S. Thesis, The Petroleum and Petrochemical College, Chulalongkorn University.
- Chakraverty, A., Mishra, P., and Banerjee, H.D. (1988). Investigation of combustion of raw and acid-leached rice husk for production of pure amorphous white silica. Journal of Materials Science, 23, 21-24.
- Chuayjuljit, S., Eiumnoh, S., and Potiyaraj, P. (2001). Using silica from rice husk as a reinforcing filler in natural rubber. Journal of Science Research Chulalongkorn University, 26(2), 127-138.
- Cutler, I.B. (1974). Production of silicon nitride from rice hulls. U.S. Patent 3.855.395.
- Fuad, M.Y.A., Ismail, Z., Ishak, Z.A., and Omar, A.K.M. (1995). Application of rice husk ash as fillers in polypropylene: effect of titanate, zirconate and silane coupling agents. European Polymer Journal, 31(9), 885-893.
- Gächter, R. and Müller, H. (1984). Plastics Additives Handbook. 2<sup>nd</sup> edition. New York: Hanser Publishers, Munich Vienna.
- Genetti, W.B., Yuan, W.L., Grady, B.P., O'Rear, E.A., Lai, C.L., and Glatzhofer, D.T. (1998). Journal of Materials Science, 33, 3085-3093.
- Grady, B.P., O'Rear, E.A., Penn, L.S., and Pedicini, A. (1998). Polymerization of styrene-isoprene on glass cloth for use in composite manufacture. Polymer composite, 19(5), 579-587.
- James, J. and Rao, M. S. (1986). Characterization of silica in rice husk ash. American Ceramic Society Bulletin, 65(8), 1177-1180.

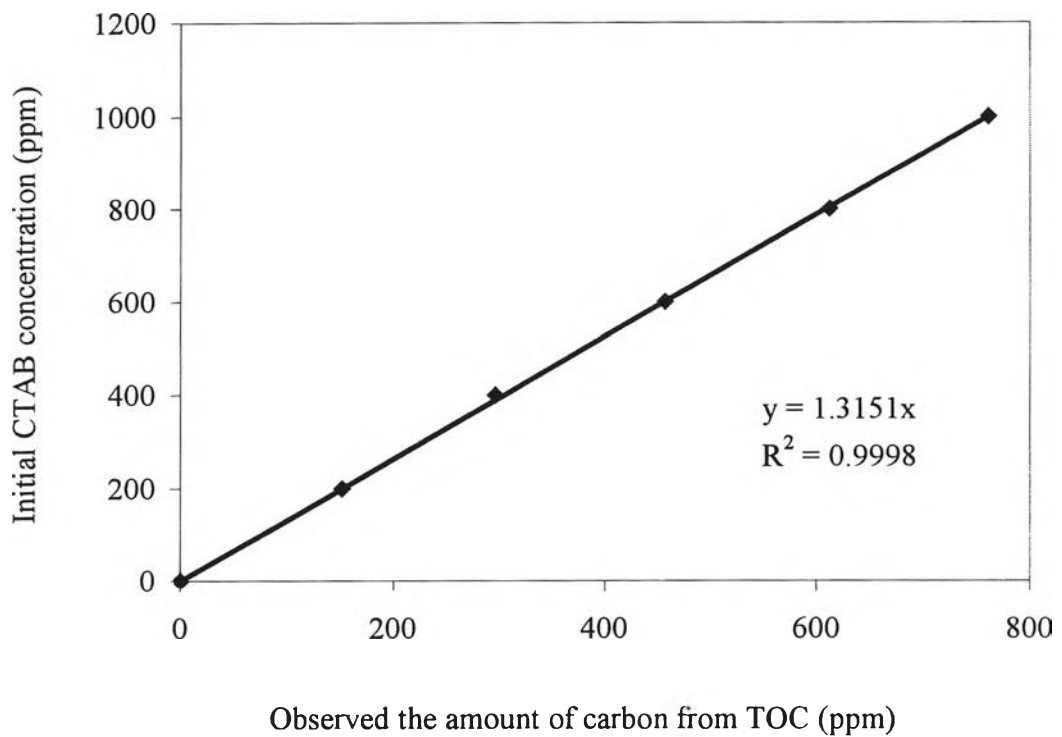
- Khunthon, S., Tangwiwat, S., and Roengsumran, S. (1997). The application of rice husk ash for silica production. Journal of Metals, Materials and Minerals, 7 (1),21-30.
- Kitiyanan, B., O'Haver, J. H., Harwell, J. H., and Osuwan, S. (1996). Absolubilization of styrene and isoprene in cetyltrimethylammonium bromide admicelle on precipitated silica. Langmuir, 12, 2162-2168.
- Leela-Adisorn, U. (1992). Preparation and Characterization of High-grade Silica from Rice Husk. M.S. Thesis, Chulalongkorn University.
- Nakata, Y., Suzuki, M., Okutai, T., Kikuche, M., and Akiyama, T. (1989). Preparation and properties of SiO<sub>2</sub> from rice hulls. Journal of the Ceramic Society of Japan, 97, 842.
- Nontasorn, P. (2002). Improvement of Natural Rubber Properties by Modification of Silica Surface Using a Continuous Admicellar Polymerization System. M.S. Thesis, The Petroleum and Petrochemical College, Chulalongkorn University.
- O'Haver, J.H., Harwell, J.H., O'Rear, E.A., Waddell, W.H., Snodgrass, L.J., and Parker, J.R. (1993). Formation of ultrathin polystyrene films in adsorbed surfactant bilayers on silica. Materials Research Society Symposium Proceedings, 304, 161-166.
- O' Rear, E.A., Wu, J., and Harwell, J.H. (1987). Two-dimensional reaction solvent: surfactant bilayers in the formation of ultrathin films. Langmuir, 3(4), 531-537.
- Pradubmook, T. (2001). Effect pH on Adsolubilization of Tolulene and Acetophenone into Adsorbed Surfactant on Precipitated Silica. M.S. Thesis, The Petroleum and Petrochemical College, Chulalongkorn University.
- Rosen, M.J. (1989). Surfactants and Interfacial Phenomena. 2<sup>nd</sup> edition. New York: John Wiley and Sons.
- Real, C., Alcalá, M.D., and Criado, J.M. (1996). Preparation of silica from rice husks. Journal of American Ceramic Society, 79(8), 2012-2016.
- Sun, L. and Gong, K. (2001). Silicon-based materials from rice husks and their applications: A Review Industrial Engineering Chemical Research, 40, 5861-5877.

- Waddell, W.H., O'Haver, J.H., Evans, L.R., and Harwell, J.H. (1995). Organic polymer-surface modified precipitated silica. Journal of Applied Polymer Science, 55, 1627-1641.
- Wu, J., Harwell, J.H., and O'Rear, E.A. (1987). Two-dimensional solvents: kinetics of styrene polymerization in admicelles at or near saturation. The Journal of Physical Chemistry, 91(3), 623-634.
- Yalçın, N., and Sevinç, V. (2001). Studies on silica obtained from rice husk. Ceramics International, 27, 219.

## APPENDICES

### APPENDIX A CTAB Adsorption Measurement.

#### Adsorption Isotherm



**Figure A1** Calibration curve of CTAB solution by Total Organic Carbon analyzer (TOC).

**Table A1** Data from adsorption isotherm of CTAB on rice husk silica at pH 8, 30°C.

Adsorbed CTAB ( $\mu\text{mol/g silica}$ )	Equilibrium Concentration ( $\mu\text{M}$ )
67.74	4681.48
70.72	3482.06

Cont...

Table A1 (Continued)

Adsorbed CTAB ( $\mu\text{mol/g silica}$ )	Equilibrium Concentration ( $\mu\text{M}$ )
63.98	2900.39
65.41	2489.76
64.71	2132.18
60.22	1869.49
63.91	1402.21
57.38	1190.40
48.33	1041.73
45.26	893.43
41.57	835.69
30.08	748.01
20.12	622.08
9.27	518.16
8.60	159.96

**Table A2** Data from adsorption isotherm of CTAB on commercial silica (Hi-Sil<sup>®</sup> 255) at pH 8, 30°C.

Adsorbed CTAB ( $\mu\text{mol/g silica}$ )	Equilibrium Concentration ( $\mu\text{M}$ )
574.50	10637.42
573.14	9421.41

Cont...

Table A2 (Continued)

Adsorbed CTAB ( $\mu\text{mol/g silica}$ )	Equilibrium Concentration ( $\mu\text{M}$ )
579.72	8006.93
579.81	6754.84
581.80	6080.07
577.58	5560.47
603.10	4297.55
580.84	4228.99
600.09	3122.67
611.58	2210.48
570.15	1996.14
574.99	625.33
539.77	255.80
493.47	163.17
443.94	151.62
394.16	146.10
344.48	138.02
294.54	136.58
244.79	130.26
144.59	135.24
582.18	1195.45

## APPENDIX B Calculation of CTAB Adsorption Isotherm.

### Surfactant Adsorption Isotherm Calculation

CTAB adsorption isotherm was constructed by plotting the amount of CTAB adsorbed per gram silica versus equilibrium concentration of CTAB.

Conditions: Silica 0.5 g: Solution 20 ml

1. To convert the amount of carbon from TOC (ppm) to equilibrium concentration of CTAB (ppm); Equation from TOC:  $Y = 1.3151X$

Where:

$$X = \text{The amount of carbon from TOC (ppm)} = 1297.4 \text{ ppm}$$

$$Y = \text{equilibrium concentration of CTAB (ppm)} = 1.3151 \times 1297.4 = 1706.21 \text{ ppm}$$

2. Finding CTAB adsorbed concentration (ppm).

$$[\text{Adsorbed CTAB}] = [\text{Initial CTAB}] - [\text{Equilibrium CTAB}]$$

$$[\text{Initial CTAB}] = 2323.43 \text{ ppm.}$$

$$[\text{Equilibrium CTAB}] = 1706.21 \text{ ppm.}$$

$$[\text{Adsorbed CTAB}] = 2323.43 - 1706.21 = 617.22 \text{ ppm.}$$

3. To convert unit of ppm to micromolar of [ Adsorbed CTAB]

$$\text{Concentration } (\mu\text{M}) = (\text{Concentration (ppm)} \times 1000) / \text{Molecular weight}$$

$$\text{Adsorbed CTAB } (\mu\text{M}) = (617.22 \times 1000) / 364.46 = 1693.52 \mu\text{M}$$

4. To convert adsorption concentration to moles of adsorption.

$$\text{Mole} = (\text{concentration} \times \text{volume}) / 1000$$

$$\text{Adsorbed } (\mu\text{moles}) = (\text{Adsorbed } (\mu\text{M}) \times \text{volume of solution}) / 1000$$

$$\text{Adsorbed } (\mu\text{moles}) = (1693.52 \times 20) / 1000 = 33.87 \mu\text{moles}$$

5. Finding CTAB adsorbed per gram silica.

$$\text{CTAB adsorbed } (\mu\text{moles/g silica}) = \text{Adsorbed } (\mu\text{moles}) / \text{the amount of silica (g)}$$

$$\text{CTAB adsorbed } (\mu\text{moles/g silica}) = 33.87 / 0.5 = 67.74$$

### Appendix C Calculation of Amount of CTAB, Styrene, and AIBN for Admicellar Polymerization

Condition: Silica 20 g: Solution 250 ml

CTAB: Molecular weight = 364.46 gmol<sup>-1</sup>

Styrene: Molecular weight = 104.15 gmol<sup>-1</sup>, Density = 0.906 g/ml

AIBN: Molecular weight = 164.21 gmol<sup>-1</sup>

#### C1 CTAB Loading Calculation

**Table C1** Calculation of initial CTAB concentration for CTAB adsorption at 50 and 560  $\mu\text{mol/g}$  silica in the system

CTAB adsorption		Equilibrium CTAB concentration		Initial CTAB loading in the system ( $\mu\text{mol}$ )	Total weight of CTAB (g)
( $\mu\text{mol/g}$ )	( $\mu\text{mol}/20\text{g}$ )	( $\mu\text{M}$ )	( $\mu\text{mol}$ in 250 ml)		
50	1000	1000	250	1250	0.4556
560	11200	850	212.5	11412.5	4.1594

#### C2 Styrene and AIBN Loading Calculation at Ratio of CTAB: Styrene: AIBN = 1: 2: 2

**Table C2** Calculation of initial styrene and AIBN loading for CTAB adsorption at 50 and 560  $\mu\text{mol/g}$  silica in the system

Total CTAB ( $\mu\text{mol}$ )	Total styrene ( $\mu\text{mol}$ )	Styrene loading (g)	Total AIBN ( $\mu\text{mol}$ )	AIBN loading (g)
1250	2500	0.2874	2500	0.4105
11412.5	22825	2.6239	22825	3.7481



## APPENDIX D Data of Gel Permeation Chromatography

Weight average molecular weight of polystyrene was measured using gel permeation chromatography at National Metal and Materials Technology Center (MTEC).

Instrument: Gel Permeation Chromatography, Water 150-CV

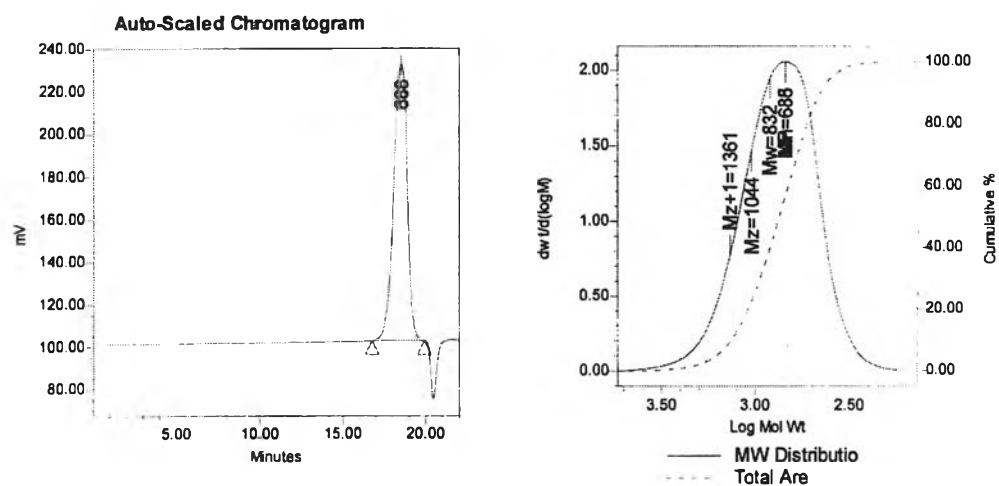
Test conditions:

Eluent:	Tetrahydrofuran
Flow rate:	1.0 ml/min
Injection volume:	100 $\mu$ l
Temperature:	30 °C
Column set:	Plgel 10 $\mu$ m mixed B 2 columns (MW resolving rang = 500-10,000,000)
Polymer standard:	Polystyrene
Calibration method:	Polystyrene standard calibration (MW 5,460-1,290,000)
Detector:	Refractive index detector

### Sample Information

SampleName Rice Husk Silica  
 Vial 6  
 Injection 1  
 Injection Volume 100.00 ul  
 Channel SATIN  
 Run Time 22.0 Minutes

Sample Type Broad Unknown  
 Date Acquired 27/02/2003 1:05:44 PM  
 Acq Method Set MethR\_THF\_30C\_1  
 Processing Method R\_THF\_30C\_1  
 Date Processed 27/02/2003 1:55:57 PM



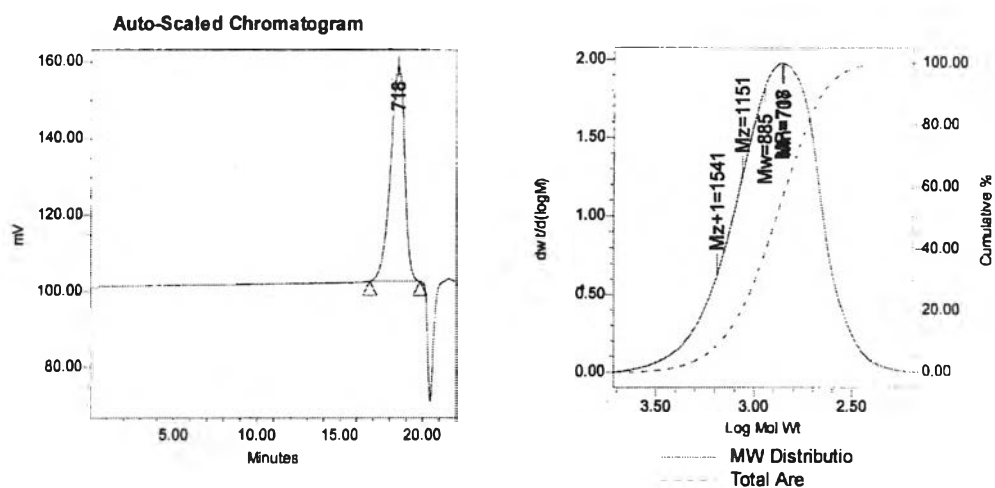
#### Peak Results

Name	Mn	Mw	MP	Mz	Mz+1	Polydispersity
1 Peak3	685	832	688	1044	1381	1.214860

**Figure D1** GPC result of extracted polystyrene from modified rice husk silica.

### Sample Information

SampleName	Commercial Silica (Hi-Sil®255)	Sample Type	Broad Unknown
Vial	7	Date Acquired	27/02/2003 1:31:28 PM
Injection	1	Acq Method Set	MethR_THF_30C_1
Injection Volume	100.00 ul	Processing Method	R_THF_30C_1
Channel	SATIN	Date Processed	27/02/2003 1:56:02 PM
Run Time	22.0 Minutes		



#### Peak Results

Name	Mn	Mw	MP	Mz	Mz+1	Polydispersity
1 Peak3	707	885	718	1151	1541	1.252009

**Figure D2** GPC result of extracted polystyrene from modified commercial silica (Hi-Sil®255).

**CURRICURUM VITAE**

**Name:** Mr. Thanawat Ou-udomying

**Date of Birth:** July 21, 1980

**Nationality:** Thai

**University Education:**

1997-2000 Bachelor Degree of Science (Petrochemicals and Polymeric Materials), Faculty of Industrial Technology, Silpakorn University, Nakorn Pathom, Thailand.

