

**QUALITY OF SERVICE AND CUSTOMER SATISFACTION  
TOWARDS HEALTH CARE SERVICES  
AT THE MEDICAL OUTPATIENT DEPARTMENT (OPD MED),  
BAMRASNARADURA INSTITUTE, 2003**



**Mrs. Pornladda Boonjun**

**A Thesis Submitted in Partial Fulfillment  
of the Requirements for the Degree of Master of Public Health  
in Health Systems Development**

**The College of Public Health**

**Chulalongkorn University**

**Academic Year 2002**

**ISBN 974-9599-05-5**

**© Chulalongkorn University**

**Bangkok, Thailand**

Thesis Title            Quality of Service and Customer Satisfaction  
                                 Towards Health Care Services at the Medical  
                                 Outpatient Department (OPD Med),  
                                 Bamrasnaradura Institute


By                            Mrs. Pornladda Boonjun

Program :                Master of Public Health (Health Systems Development)  
                                 College of Public Health

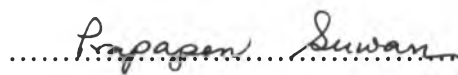
Thesis Advisor        Valaikanya Plasai, M.P.H., Dr.P.H.


---


Accepted by the College of Public Health, Chulalongkorn University, Bangkok Thailand in Partial Fulfillment of the Requirements for the Master's Degree

..... Dean of the College of Public Health  
(Samlee Plianbangchang, M.D., Dr.P.H.)

#### THESIS COMMITTEE

..... Chairman  
(Associate Professor Prapapen Suwan, Ph.D.)

..... Thesis Advisor  
(Valaikanya Plasai, Dr. P.H.)

..... Member  
(Assistant Professor Somrat Lertmaharit, M. Med. Stat)

## ABSTRACT

# # PH 022338 MAJOR: HEALTH SYSTEM DEVELOPMENT

KEY WORDS: PERCEPTION, QUALITY OF CARE, SATISFACTION, CLINIC MILIEU, CONVENIENCE, AND CUSTOMER

PORNLADDA BOONJUN: QUALITY OF SERVICE AND CUSTOMER SATISFACTION TOWARDS HEALTH CARE SERVICES AT THE MEDICAL OUTPATIENT DEPARTMENT (OPD MED), BAMRASNARADURA INSTITUTE  
 THESIS ADVISOR: VALAIKANYA PLASAI, Dr. P.H.  
 100 PP. ISBN 974-9599-05-5

Bamrasnaradura Institute is a health care setting that provides care for communicable and non-communicable diseases. The customers of this Institute voiced their dissatisfaction with health care services in the outpatient department. Therefore, the objectives of this cross-sectional descriptive research study were to assess the quality of service and customer satisfaction, and to determine the association between these two variables. The populations were patients or their caretakers at the Medical Outpatient Department. A self-administered questionnaire with a sample size of 400 subjects was used. The study found that most of the respondent's ages were in the 15-30 and 31-45 ranges, with equal percentages of 39.8%. The gender of the participants was also almost equally divided; 194 males at 48% and 206 females at 51.5%. Most of the respondents, 74.3 %, had visited the Institute three or more times. The largest occupational was the self-employed at 21.3%. The educational level with the highest percentage was a Bachelor's Degree with 27.5%, and the highest income rate was 10,001-30,000 Baht per month at 21.3%. The study found that customers rated the overall quality of care at a moderate level. Among the respondents, 63.5% were satisfied with the appropriate clinic environment, 59.2% with the competence of the staff, and 56.0% with the personal interest of the staff towards them. Customer satisfaction was also at a moderate level. Most of the respondents, 68.5%, were satisfied with convenience and 61.3% with the staff's courtesy. Satisfaction with the coordination of health care services was at 57.5% and for the medical information provided 54.5% was satisfied. The association between quality of care and customer satisfaction was significant ( $p < 0.05$ ) in a positive direction. However, the relationship between them was not very strong ( $r < .8$ ), supporting the previous finding that quality of service and satisfaction was moderate.

This study found many factors that reflected the customer's satisfaction: lengthy waiting time, unfriendly and temperamental staff. To increase the overall average satisfaction of quality, we need to consider what the customer's needs are and then provide appropriate services to address those needs. For example, the doctor should visit the clinic earlier and the health care staff should be friendlier by smiling and offering comforting words whenever talking with the patient.

College of Public Health

Student's signature.....  


Field of Study: Health Systems Development

Advisor's signature.....  


Academic year: 2002

## Acknowledgements

Throughout this educational program, many individuals lent me a helping hand, with encouragements and valuable supports. I would like to acknowledge all of them with honest feelings. To Dr. Achara Chaovavanich, the Director of Bamrasnaradura Institute who opened a closed door to support and give me an opportunity to study a Master Degree. Additional thanks are owed to Dr. Valaikanya Plasai, my kind advisor, for guiding and encouraging me. Next, Associate Professor Prapapen Suwan and Assistant Professor Somrat Lertmaharit, for their invaluable guidance and comments during the course of my research. A sincere debt of gratitude is due to my sister, Jinda, without whose financial support and encourage I could never have come this far.

Also acknowledgements to Ajarn Rod Ruhlman, my English teacher, who patiently in improve my English. Sincere appreciation is extended to the staff and all patients of the OPD Med, Bamrasnaradura Institute and Bangrouy Hospital for helping with data collection and refinement of tools. Unforgettable for all of my MPH friends who share me ideas of research.

Lastly, my special thanks go to “The Father” of my children, Watana for his patience, helping to take care of the children. Thanks also for my lovely daughters who are good girls while I was unable to be there for them.

## TABLE OF CONTENTS

|   | Page |
|---|------|
| ABSTRACT.....                                   | iv   |
| ACKNOWLEDGEMENTS .....                          | v    |
| TABLE OF CONTENTS .....                         | vi   |
| LIST OF TABLES.....                             | viii |
| LIST OF FIGURES.....                            | x    |
| <b>CHAPTER I INTRODUCTION</b> .....             | 1    |
| Background and Significance of The Problem..... | 1    |
| Research Questions.....                         | 5    |
| Objectives.....                                 | 6    |
| Variables.....                                  | 6    |
| Conceptual Framework.....                       | 8    |
| <b>CHAPTER II LITERATURE REVIEW</b> .....       | 9    |
| Concepts and Theories.....                      | 9    |
| Two Areas of the Study .....                    | 14   |
| Quality of Health Care Services .....           | 14   |
| Customer Satisfaction.....                      | 17   |
| <b>CHAPTER III RESAERCH METHODOLOGY</b> .....   | 23   |
| Research Design.....                            | 23   |
| Setting and time of the study.....              | 24   |
| Sampling and Sample Size.....                   | 24   |

|  |           |
|--|-----------|
| Inclusion Criteria.....  | 25        |
| Exclusion Criteria.....  | 25        |
| Expect Benefits.....   | 26        |
| Research Instruments.....  | 26        |
| Measurement Method.....  | 28        |
| Data Analysis.....   | 30        |
| Data Collection.....   | 30        |
| Statistical Analysis.....  | 31        |
| <b>CHAPTER IV RESEARCH RESULT.....</b>   | <b>33</b> |
| Part 1. Socio-demographics Data.....   | 33        |
| Part 2. Level of Customer Perception in Quality of Care.....                       | 37        |
| Part 3. Level of the Customer Service Satisfaction.....                            | 41        |
| Part 4. Correlation of Quality of Care and Customer<br>Satisfaction.....           | 54        |
| Part 5. A Period of Waiting Time.....  | 57        |
| Part 6. Other Recommendations from The Customer.....                               | 58        |
| <b>CHAPTER V CONCLUSIONS, DISCUSSIONS AND<br/>            RECOMMENDATIONS.....</b> | <b>61</b> |
| REFERENCES.....  | 77        |
| APPENDIX.....  | 81        |
| CURRICULUM VITAE.....  | 102       |

## LIST OF TABLES

|   | Page |
|---|------|
| Table 3.1 Questionnaire Construction.....   | 26   |
| Table 3.2 Measurement Method.....   | 28   |
| Table 4.1 Number and Percentage of the Socio-demographic of<br>the Participants.....                            | 35   |
| Table 4.2 Number, Percentage, and Mean of Customer<br>Perception of Health Care Service.....                    | 38   |
| Table 4.3 Level of Quality of Service in Respect to Customer<br>Perception .....                                | 40   |
| Table 4.4 Number, Percentage, and Mean Score of Service<br>Satisfaction with the Registration Room.....         | 42   |
| Table 4.5 Number, Percentage, and Mean Score of Service<br>Satisfaction with the Screening Center.....          | 43   |
| Table 4.6 Number, Percentage, and Mean Score of Service<br>Satisfaction with the Examination Room.....          | 45   |
| Table 4.7 Number, Percentage, and Mean Score of Service<br>Satisfaction with the Pharmaceutical Room.....       | 48   |
| Table 4.8 Level of Customer Satisfaction in Four Dimensions.....  | 50   |
| Table 4.9 Number, Percentage, and Mean Score of Service<br>Satisfaction with the X- Ray Room.....               | 51   |
| Table 4.10 Number, Percentage, and Mean Score of Service<br>Satisfaction with the Laboratory Room.....          | 52   |
| Table 4.11 Number, Percentage, and Mean Score of Service<br>Satisfaction with the Social Welfare Room.....      | 53   |
| Table 4.12 Number, Percentage, and Mean Score of Service<br>Satisfaction with the Counseling Room.....          | 54   |
| Table 4.13 Correlation's Coefficient between Customer<br>Perception of Quality of Service and Satisfaction..... | 56   |
| Table 4.14 Total Waiting Times.....   | 57   |

**LIST OF FIGURES**

|  | Page |
|--|------|
| Figure 1.1 Number of Patients of Outpatient Department,<br>Bamrasnaradura Institute..... | 1    |
| Figure 1.2 Number of Patients in the Four Main Services of OPD...                        | 4    |
| Figure 1.3 Conceptual Framework .....  | 8    |
| Figure 2.1 Model of Individual Determinants of Health Service<br>Utilization .....       | 10   |
| Figure 2.2 Expected and Perceived Service Quality .....                                  | 12   |
| Figure 2.3 The Purchase Evaluation Process.....  | 19   |
| Figure 3.1 Flow Chart of the Research .....  | 24   |