

REFERENCES

- Akay, G., Price, V.J., and Downes, S. (2002) Microcellular Polymer Materials as Cell Growth Media and Novel Polymers. EP Patent 1183328 A2.
- Akay, G., and Burke, D.R. (2009) Synthetic Symbiotic System as Soil Additives to Deliver Active Ingredients through Plant Roots for Enhanced Plant and Crop Yield. International Patent Publication Number PCT/GB09/02380.
- Akay, G., and Burke, D.R. (2012) Agro-Process Intensification through Synthetic Rhizosphere Media for Nitrogen Fixation and Yield Enhancement in Plants. American Journal of Agricultural and Biological Sciences, 2, 150-172.
- Bakass, M., Mokhlisse, A., and Lallemand, M. (2002) Absorption and Desorption of Liquid Water by a Superabsorbent Polymer: Effect of Polymer in the Drying of the Soil and the Quality of Certain Plants. Journal of Applied Polymer Science, 83, 234-243.
- Barby, D., and Haq, Z. (1982) Process for Preparing Emulsions that are Polymerizable to Absorbent Foam Materials. EP Patent, 60, 138.
- Bhumgara, Z. G. (1995) Polyhipe Foam Materials as Filtration Media. Filtration Separation, 32, 245–251.
- Brown, I. J., Clift, D. and Sotiropoulos, S. (1999) Natural Gas Imports by South Asia; Pipelines or Pipedreams. Materials Research Bulletin, 34, 1055–1064.
- Burke, D.R., Akay, G., and Bilsborrow, P.E. (2010) Development of Novel Polymeric Materials for Agroprocess Intensification. Journal of Applied Polymer Science, 118, 3292-3299.
- Cameron, N.R., and Sherrington, D.C. (1996) High Internal Phase Emulsions (Hipes) - Structure, Properties and Use in Polymer Preparation. Advances in Polymer Science, 126, 163-214.
- Carnachan, R.J., Bokhari, M., Przyborski, S.A., and Cameron, N.R. (2006) Tailoring the Morphology of Emulsion-Templated Porous Polymers. Soft Matter, 2, 608-616.

- Cavanagh, H.M.A., Dingwall, D., Steel, J.C., Benson, J., and Burton, M. (2001) Cell Contact Dependent Extended Release of Adenovirus by Microparticles in vitro. Journal of Virological Methods, 95, 57-64.
- Claudio, A. T., Raúl, R., and Jorge, C. (2008) Sulfonation of Macroporous Poly(Styrene-co-Divinylbenzene) Beads: Effect of the Proportion of Isomers on their Cation Exchange Capacity. Reactive & Functional Polymers, 68, 1325–1336.
- Hayman, M.W., Smith, K.H., Cameron, N.R., and Przyborski, S.A. (2005) Growth of Human Stem Cell-Derived Neurons on Solid Three-Dimensional Polymers. Journal of Biochemical and Biophysical Methods, 62, 231-240.
- Hsuanyu, Y. (2002) Functionalized Polystyrene Cavilink™ Beads for Enzyme Immobilization. Retrieved November 20, 2012, from Web site: <http://www.sunstorm-research.com>.
- Kizling, J., and Kronberg, B. (1990) Colloids Surfaces, 50, 131–140.
- Kabalnov, A. S., Pertzov, A. V., and Shchukin, E. D. (1987) Ostwald Ripening in Two-Component Disperse Phase Systems: Application to Emulsion Stability. Colloids and Surfaces, 24, 19-32.
- Landgraf, W., Li, N.H., and Benson, J. (2003) Polymer Microcarrier Exhibiting Zero-order Release. Drug Delivery Technology, 3, 1-12.
- Lee, D.W., Piret, J.M., Gregory, D., Haddow, D.J. and Kilburn, D.G. (1992) Polystyrene Macroporus Bead Support for Mammalian Cell Culture. *in* Biochemical Engineering VII, (D. Dibiacion and R. Mutharason, eds.) Annals of the New York Academy of Sciences, 665, 137-145.
- Livshin, S., and Silverstein, M.S. (2008) Cross-Linker Flexibility in Porous Crystalline Polymers Synthesized from Long Side-Chain Monomers through Emulsion Templating. Soft Matter, 4, 1630-1638.
- Michael, S. (2008) PolyHIPE. Retrieved April 29, 2012, from Macro Molecular Materials Web site: <http://www.technion.ac.il/Silverst-ein/contact.html>.
- Pons, R., Ravey, J. C., Sauvage, S., Stébé, M. J., Erra, P., and Solans, C. (1993) Structural Studies on Gel Emulsions. Colloids and Surfaces, 76, 171.

- Pons, R., Solans, C., Stébé, M. J., Erra, P., and Ravey, J. C. (1992) Stability and Rheological Properties of Gel Emulsions. Progress in Colloid and Polymer Science, 89, 110–113.
- Rajagopalan, V., Solans, C., Kunieda, H. (1994) ESR Study on the Stability of W/O Gel-Emulsions. Colloid and Polymer Science, 272, 1166–1173.
- Rao, K.M., Anbanathan, N., and Rajulu, A.V. (2011) Bicontinuous Highly Cross-Linked Poly(Acrylamide-co-Ethyleneglycol Dimethacrylate) Porous Materials Synthesized within High Internal Phase Emulsions. Soft Matter, 7, 10780-10786.
- Sergienko, A.Y., Tai, H., Narkis, M., and Silverstein, M.S. (2002) Polymerized High Internal-Phase Emulsions Properties and Interaction with Water. Journal of Applied Polymer Science, 84, 2018-2027.
- Sunstorm Research Corporation, unpublished results.
- Vieweg, R., Daumiller, G., and Kunststoff-Hanbuch. (1969) Polystyrol: Herstellung, Eigenschaften Verarbeitung und Anwendung. Munchen: Carl Hanser Verlag, 5, 104.
- Wakeman, R. J., Bhungara, Z. G. and Akay, G. (1998) Ion Exchange Modules Formed from PolyHIPE Foam Precursors. Chemical Engineering Journal, 70, 133–141.
- Werawatganone, P. (2005) Chemical Reactions in Micellar Solutions. Thai Journal of Health Research, 19(2), 165-184.
- Williams, J.M. (1991) High Internal Phase Water-In-Oil Emulsions: Influence of Surfactants and Cosurfactants on Emulsion Stability and Foam Quality. Langmuir, 7, 1370.
- Williams, J.M., Gray, A.J., and Wilerson, M.H. (1990) Emulsion Stability and Rigid Foams from Styrene or Divinylbenzene Water-in-Oil Emulsions. Langmuir, 6, 437-444.

APPENDIX

Appendix A: Raw data of experiment

Table A1 Water adsorption capacities of poly(S/DVB)HIPes varied with oil:aqueous phase ratio by volume

Immersing Time	Oil:aqueous phase ratio							
	10:90		8:92		6:94		4:96	
	WAC*	S.D.	WAC*	S.D.	WAC*	S.D.	WAC*	S.D.
0 min	0.00	0.00	0.00	0.00	0.00	0.00	0.00	0.00
0.5 min	10.09	0.37	10.76	2.05	7.71	0.26	2.85	1.31
1 min	10.27	0.37	15.90	2.85	13.25	0.25	7.50	3.52
1.5 min	10.35	0.42	16.64	3.08	18.47	0.34	10.44	4.78
5 min	10.40	0.44	16.93	2.92	21.46	0.43	13.44	4.92
10 min	10.47	0.53	17.43	2.47	21.49	0.43	15.93	5.32
15 min	10.53	0.49	17.59	2.28	21.49	0.44	18.38	5.08
60 min	10.55	0.48	17.75	2.04	21.53	0.24	21.72	2.31
1 day	11.16	0.36	18.53	1.86	22.06	0.56	24.17	0.38
3 day	12.08	0.31	19.94	1.26	22.13	0.45	27.14	0.06
5 day	12.32	0.19	20.67	0.78	22.18	0.37	29.22	0.15
1 week	12.35	0.17	21.06	0.44	22.18	0.38	29.35	0.26
2 week	12.36	0.16	21.09	0.43	22.20	0.34	29.47	0.51
3 week	12.37	0.17	21.19	0.56	22.20	0.50	29.50	0.51
4 week	12.40	0.17	21.20	0.56	22.22	0.34	29.56	0.47
5 week	12.41	0.16	21.21	0.56	22.22	0.34	29.57	0.47

*WAC (Water Adsorption Capacity) = $(W_s - W_d) / W_d$

Where W_s and W_d are the weights of the soaked and dry polyHIPes, respectively.

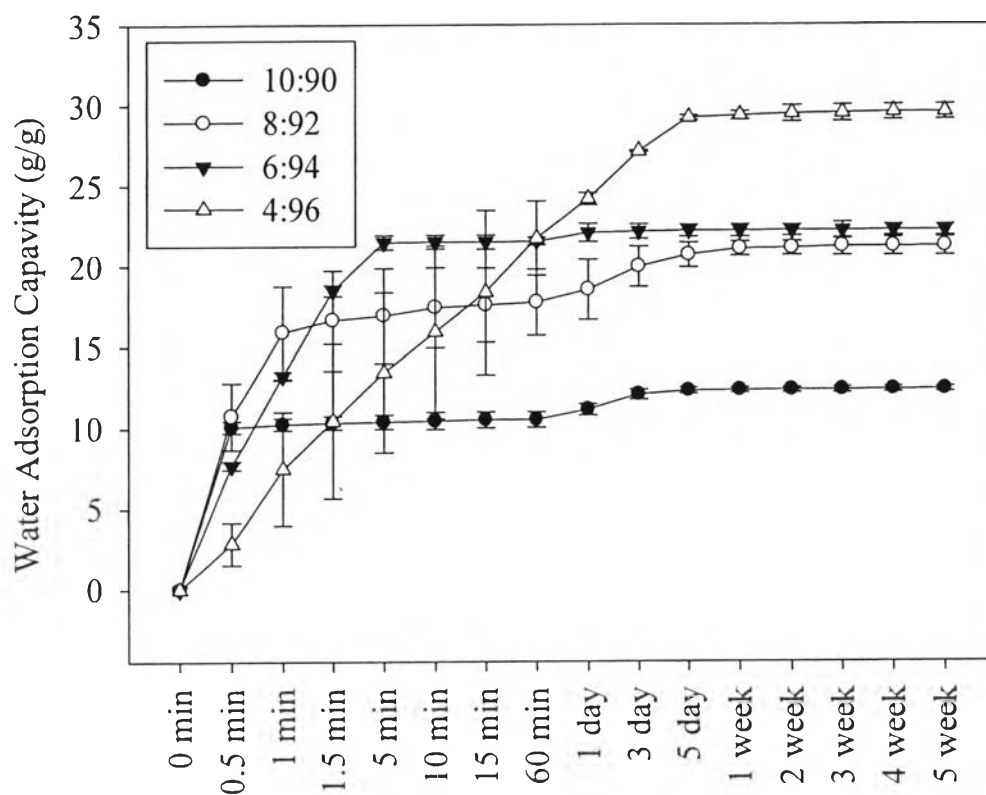


Figure A1 Water adsorption capacities of poly(S/DVB)HIPEs varied with oil:aqueous phase ratio by volume with interval time.

Table A2 Water adsorption capacities of poly(S/DVB)HIPes varied with S:DVB ratio by volume

Immersing Time	S:DVB ratio							
	80:20		70:30		60:40		0:100	
	WAC*	S.D.	WAC*	S.D.	WAC*	S.D.	WAC*	S.D.
0 min	0.00	0.00	0.00	0.00	0.00	0.00	0.00	0.00
0.5 min	10.70	1.11	0.65	0.10	1.46	1.57	0.27	0.12
1 min	10.77	1.01	0.91	0.09	1.67	1.56	0.36	0.15
1.5 min	10.83	0.92	1.06	0.06	1.79	1.54	0.44	0.19
5 min	10.83	0.93	1.22	0.06	1.94	1.56	0.59	0.26
10 min	10.85	0.92	1.33	0.03	2.05	1.56	0.71	0.31
15 min	10.88	0.89	1.42	0.07	2.16	1.53	0.83	0.39
60 min	10.97	0.82	1.74	0.03	2.45	1.45	1.19	0.54
1 day	11.38	0.71	3.57	0.14	4.05	1.07	2.59	0.56
3 day	11.88	0.29	5.28	0.18	5.57	0.97	4.00	0.54
5 day	12.04	0.11	6.57	0.20	6.39	0.97	4.02	0.49
1 week	12.09	0.09	7.88	0.31	7.17	0.90	4.05	0.51
2 week	12.11	0.09	10.16	0.35	8.86	0.44	4.05	0.51
3 week	12.12	0.09	10.26	0.43	8.89	0.47	4.05	0.51
4 week	12.12	0.07	10.78	0.11	10.45	0.84	4.05	0.51
5 week	12.12	0.07	10.86	0.07	10.55	0.90	4.05	0.51
6 week	12.12	0.07	10.90	0.07	10.64	0.93	4.05	0.51
7 week	12.12	0.07	10.90	0.07	10.64	0.93	4.05	0.51

*WAC (Water Adsorption Capacity) = $(W_s - W_d)/W_d$

Where W_s and W_d are the weights of the soaked and dry polyHIPes, respectively.

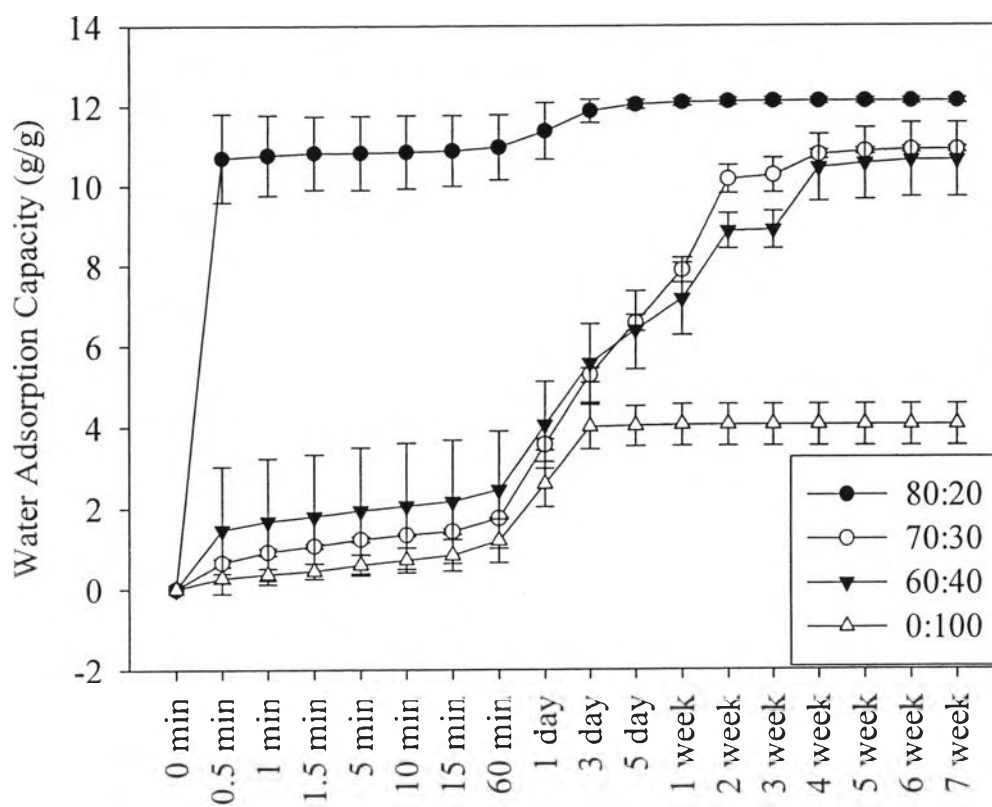


Figure A2 Water adsorption capacities of poly(S/DVB)HIPes varied with S:DVB ratio by volume with interval time.

Table A3 Water adsorption capacities of poly(S/EGDMA)HIPes varied with S:EGDMA ratio by volume

Immersing Time	S:EGDMA ratio					
	80:20		70:30		60:40	
	WAC*	S.D.	WAC*	S.D.	WAC*	S.D.
0 min	0.00	0.00	0.00	0.00	0.00	0.00
0.5 min	9.45	0.48	9.84	0.82	10.39	0.81
1 min	9.54	0.38	9.94	0.76	10.48	0.76
1.5 min	9.56	0.39	10.01	0.73	10.55	0.71
5 min	9.59	0.36	10.02	0.73	10.64	0.58
10 min	9.60	0.37	10.03	0.73	10.66	0.59
15 min	9.63	0.36	10.04	0.73	10.67	0.59
60 min	9.66	0.38	10.05	0.73	10.68	0.58
1 day	10.42	0.27	10.48	0.68	11.05	0.60
3 day	11.14	0.08	11.35	0.53	11.75	0.54
5 day	11.25	0.18	11.64	0.51	11.98	0.43
1 week	11.26	0.17	11.78	0.41	12.11	0.32
2 week	11.26	0.17	11.85	0.30	12.17	0.27
3 week	11.27	0.17	11.85	0.31	12.18	0.28
4 week	11.29	0.18	11.87	0.29	12.18	0.28
5 week	11.30	0.17	11.87	0.29	12.19	0.28
6 week	11.30	0.17	11.89	0.31	12.20	0.29
7 week	11.30	0.17	11.89	0.31	12.20	0.29

*WAC (Water Adsorption Capacity) = $(W_s - W_d)/W_d$

Where W_s and W_d are the weights of the soaked and dry polyHIPes, respectively.

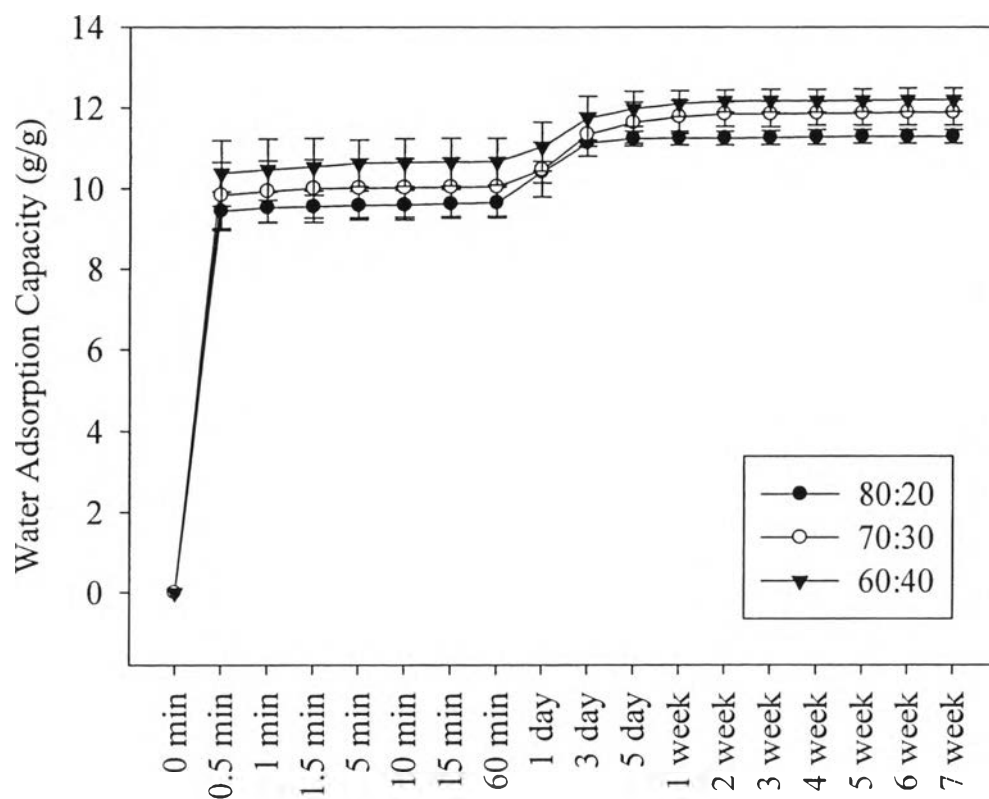


Figure A3 Water adsorption capacities of poly(S/EGDMA)HIPEs varied with S:EGDMA ratio by volume with interval time.

Table A4 Nitrogen adsorption/desorption isotherm of NaCl, 10:90 oil:aqueous phase ratio and 80:20 S:DVB ratio of poly(S/DVB)HIPES

Relative Pressure (P/P ₀)	Volume (cc/g)	Relative Pressure (P/P ₀)	Volume (cc/g)
0.050848	1.0178	0.993600	51.3568
0.100255	2.2646	0.950871	49.0850
0.150128	3.6610	0.898831	46.9281
0.200036	5.0666	0.850646	44.8055
0.249872	6.8436	0.798937	42.4947
0.300495	10.5787	0.750691	40.4084
0.349448	12.7508	0.698928	37.8595
0.399535	14.8836	0.650590	35.5752
0.449429	17.2599	0.598858	33.0556
0.499295	19.4418	0.550783	30.4518
0.550760	22.2860	0.498920	27.8965
0.599240	24.6060	0.450816	25.3790
0.649210	26.9016	0.399056	22.7111
0.700698	29.6191	0.350994	20.0893
0.750900	32.4193	0.299007	17.3054
0.800638	34.9680	0.250934	14.5132
0.850647	37.5093	0.198823	11.4717
0.900782	39.8149	0.150802	8.5935
0.950694	42.1162	0.098763	5.3642
0.995388	51.0741	0.050498	2.3120

Table A5 Nitrogen adsorption/desorption isotherm of NaCl, 8:92 oil:aqueous phase ratio and 80:20 S:DVB ratio of poly(S/DVB)HIPES

Relative Pressure (P/P₀)	Volume (cc/g)	Relative Pressure (P/P₀)	Volume (cc/g)
0.050936	0.7661	0.993730	20.2924
0.100795	1.5501	0.949605	19.6540
0.150826	2.2015	0.901175	18.7586
0.200813	3.0210	0.849060	18.4118
0.250765	3.6475	0.800086	18.8924
0.300879	4.0315	0.748923	18.3840
0.350543	4.9771	0.699942	18.0535
0.400595	5.7460	0.648764	17.4986
0.450523	6.3475	0.599665	17.2043
0.500711	7.0246	0.550639	16.2079
0.550504	7.7015	0.498988	15.0066
0.600555	7.9005	0.449764	14.0041
0.650490	15.4427	0.400538	13.0438
0.700277	16.2706	0.348835	11.8000
0.750600	16.9132	0.299004	11.2367
0.800609	17.7229	0.249089	11.2120
0.850686	17.8802	0.199750	9.2632
0.900362	18.3428	0.150523	7.0335
0.950445	19.4549	0.098815	4.6843
0.995355	20.5774	0.048938	2.0220

Table A6 Nitrogen adsorption/desorption isotherm of NaCl, 6:94 oil:aqueous phase ratio and 80:20 S:DVB ratio of poly(S/DVB)HIPES

Relative Pressure (P/P₀)	Volume (cc/g)	Relative Pressure (P/P₀)	Volume (cc/g)
0.050988	0.7373	0.993484	16.2891
0.100849	1.3108	0.949662	15.1514
0.150814	1.8791	0.900055	14.8462
0.200805	2.5513	0.850327	14.8395
0.250812	3.0799	0.800457	14.5883
3.007720	13.5914	0.750601	14.0515
0.350799	3.9278	0.700485	5.9551
0.400629	4.5628	0.650624	13.3168
0.450609	4.9795	0.600673	12.6522
0.500613	5.2085	0.550618	12.0232
0.550646	5.3137	0.500601	11.2785
0.600586	5.6754	0.450371	10.5783
0.650523	5.8994	0.400232	9.4553
0.700659	13.7793	0.349943	8.4781
0.749867	13.3441	0.299641	7.4147
0.800305	13.5862	0.249347	6.3214
0.850236	14.0496	0.199462	4.9206
0.900156	14.5180	0.149459	3.6494
0.950194	14.7719	0.099570	2.1141
0.995047	15.6871	0.048758	0.7636

Table A7 Nitrogen adsorption/desorption isotherm of NaCl, 4:96 oil:aqueous phase ratio and 80:20 S:DVB ratio of poly(S/DVB)HIPES

Relative Pressure (P/P₀)	Volume (cc/g)	Relative Pressure (P/P₀)	Volume (cc/g)
0.051099	2.2659	0.993436	55.0986
0.100701	3.8555	0.949132	45.4698
0.150720	5.3570	0.900003	43.1308
0.200670	7.0799	0.850626	41.3658
0.250625	8.7654	0.800993	40.4908
0.300507	10.6877	0.748941	38.9634
0.349974	14.9523	0.700233	30.8174
0.400247	17.8308	0.650032	35.9681
0.450224	20.2828	0.600307	0.6003
0.500288	22.2764	0.550560	32.4238
0.550153	24.6767	0.500835	29.9917
0.600051	27.3698	0.447337	34.2276
0.650273	29.0661	0.399690	31.5537
0.699671	37.3874	0.349956	28.2215
0.749959	33.4843	0.300044	25.1144
0.800071	35.5072	0.250177	21.3491
0.850155	36.7998	0.200281	17.6055
0.899954	38.7985	0.150412	13.6315
0.949463	42.8337	0.100603	9.3600
0.994590	55.2336	0.050527	4.7152

Table A8 Nitrogen adsorption/desorption isotherm of CaCl₂, 10:90 oil:aqueous phase ratio and 80:20 S:DVB ratio of poly(S/DVB)HIPes

Relative Pressure (P/P₀)	Volume (cc/g)	Relative Pressure (P/P₀)	Volume (cc/g)
0.050998	0.3367	0.993589	3.3029
0.100894	0.5344	0.946250	7.8245
0.150742	0.8767	0.899032	8.2814
0.200821	1.1391	0.849483	8.3424
0.250771	1.3813	0.799796	8.3225
0.300742	1.6535	0.750125	8.3981
0.350615	1.9433	0.700496	3.0374
0.400636	2.1545	0.650637	8.0296
0.450625	2.4063	0.600906	0.6009
0.500635	2.5643	0.548838	7.4792
0.550478	2.7884	0.499504	7.1408
0.600490	2.9209	0.449688	6.6669
0.650492	3.0477	0.399785	6.1638
0.700402	8.2578	0.349764	5.5489
0.750854	3.0535	0.299771	5.0296
0.800390	3.0128	0.249537	4.4150
0.850363	3.0352	0.199414	3.6697
0.900373	2.9455	0.149420	3.2340
0.950197	3.0028	0.099543	2.3750
0.995147	3.2675	0.048949	1.2626

Table A9 Nitrogen adsorption/desorption isotherm of CaCl₂, 10:90 oil:aqueous phase ratio and 70:30 S:DVB ratio of poly(S/DVB)HIPes

Relative Pressure (P/P ₀)	Volume (cc/g)	Relative Pressure (P/P ₀)	Volume (cc/g)
0.051228	0.3876	0.993815	9.3390
0.100838	0.6684	0.950507	7.9140
0.150828	0.9160	0.898861	7.8090
0.200788	1.1797	0.849822	7.4771
0.250766	1.4624	0.800646	7.2416
0.300910	1.7074	0.749150	6.7635
0.350700	1.9398	0.700443	3.0396
0.400625	2.2458	0.650289	6.3757
0.450633	2.3860	0.600830	0.6008
0.500586	2.5436	0.548856	5.8160
0.550530	2.7760	0.498017	7.3200
0.600511	2.8624	0.449452	6.9836
0.650521	2.9047	0.399994	6.2710
0.699838	6.4738	0.350406	5.6069
0.750848	3.0530	0.300771	4.9408
0.800317	3.2046	0.248829	4.0768
0.850379	5.6979	0.199655	3.2737
0.899906	6.2323	0.149919	2.3524
0.949817	6.8489	0.100265	1.4512
0.995287	9.4741	0.050423	0.4139

Table A10 Nitrogen adsorption/desorption isotherm of CaCl₂, 10:90 oil:aqueous phase ratio and 60:40 S:DVB ratio of poly(S/DVB)HIPes

Relative Pressure (P/P ₀)	Volume (cc/g)	Relative Pressure (P/P ₀)	Volume (cc/g)
0.051288	0.4721	0.993493	5.1866
0.100860	0.8066	0.950019	4.3596
0.150900	1.1479	0.899409	4.4028
0.200872	1.4727	0.849226	4.4987
0.250838	1.7866	0.799225	4.6170
0.300795	2.0655	0.749268	4.5996
0.350804	2.3282	0.700530	3.3475
0.400852	2.5211	0.649344	4.1036
0.450777	2.7245	0.599399	0.5994
0.500648	3.0606	0.548894	4.3077
0.550624	3.2202	0.499235	4.3028
0.600663	3.3153	0.449321	4.0639
0.650524	3.3612	0.399285	3.8155
0.699334	4.3041	0.349166	3.5919
0.750641	3.1820	0.299114	3.3586
0.800429	3.1664	0.249085	3.0124
0.850457	3.1630	0.199157	2.6111
0.900395	3.2863	0.149120	2.3639
0.950182	3.6553	0.099345	1.7339
0.994467	5.2479	0.049983	1.1670

Table A11 Nitrogen adsorption/desorption isotherm of CaCl₂, 10:90 oil:aqueous phase ratio and 0:100 S:DVB ratio of poly(S/DVB)HIPes

Relative Pressure (P/P ₀)	Volume (cc/g)	Relative Pressure (P/P ₀)	Volume (cc/g)
0.049509	2.7621	0.993396	79.6868
0.100288	3.8316	0.950607	48.9121
0.150420	4.6901	0.899554	28.6237
0.200398	5.5027	0.850174	18.7082
0.250414	6.2049	0.799845	13.2524
0.299430	8.2892	0.749223	11.1590
0.350168	9.2745	0.699787	16.3336
0.400146	10.2923	0.649158	8.2761
0.450084	11.2023	0.599708	0.5997
0.500066	12.1020	0.550106	6.8649
0.549878	13.1938	0.500486	6.0920
0.599928	14.1349	0.450479	5.7363
0.649722	15.3222	0.400379	5.3730
0.700457	9.6897	0.350179	4.9302
0.749522	17.8265	0.299827	4.4921
0.799326	19.2823	0.249425	4.2301
0.850374	21.9298	0.199099	3.8480
0.899114	26.3422	0.149282	3.3763
0.949908	39.2396	0.099398	2.8349
0.994876	79.3545	0.048894	2.0748

Table A12 Nitrogen adsorption/desorption isotherm of CaCl₂, 10:90 oil:aqueous phase ratio and 80:20 S:EGDMA ratio of poly(S/EGDMA)HIPes

Relative Pressure (P/P ₀)	Volume (cc/g)	Relative Pressure (P/P ₀)	Volume (cc/g)
0.051113	0.4767	0.993150	18.2078
0.100772	0.9786	0.949934	17.5086
0.150535	1.5359	0.898853	17.1352
0.200511	2.1658	0.850230	16.8004
0.250499	2.8181	0.798955	16.2647
0.299306	4.7856	0.749403	16.9052
0.350045	5.7962	0.699969	12.3332
0.400093	6.6989	0.648593	15.4148
0.450024	7.7253	0.599724	0.5997
0.499944	8.6602	0.548838	13.7214
0.549852	9.5978	0.499888	13.0133
0.599902	10.5577	0.448843	11.7498
0.649788	11.6057	0.399841	10.5943
0.700431	16.4346	0.350965	9.3974
0.749719	13.3416	0.298688	8.4204
0.799870	14.1150	0.249908	7.1113
0.849592	15.0759	0.198828	5.6808
0.899700	15.8127	0.150026	4.3387
0.949518	16.7617	0.098974	2.7985
0.994402	17.9993	0.050472	1.2607

Table A13 Nitrogen adsorption/desorption isotherm of CaCl₂, 10:90 oil:aqueous phase ratio and 70:30 S:EGDMA ratio of poly(S/EGDMA)HIPes

Relative Pressure (P/P ₀)	Volume (cc/g)	Relative Pressure (P/P ₀)	Volume (cc/g)
0.051144	0.4235	0.993388	9.9687
0.100775	0.8578	0.948460	11.2467
0.150803	1.1571	0.899582	11.0669
0.200698	1.5852	0.851036	10.0181
0.250608	2.0459	0.798634	10.1220
0.300606	2.4393	0.749374	10.0911
0.350359	3.1223	0.699494	7.3530
0.400652	3.9321	0.650491	9.8626
0.450620	4.1887	0.598680	0.5987
0.500361	4.7853	0.549573	9.2489
0.550301	5.2973	0.500109	8.7175
0.600902	5.1942	0.450680	8.1010
0.650358	5.8990	0.399104	7.0608
0.699962	9.9157	0.349266	6.8043
0.749924	8.1189	0.299442	6.2462
0.800682	7.8174	0.249799	5.3745
0.850449	8.1423	0.200442	4.1649
0.899861	8.7901	0.150874	3.2117
0.950011	9.1912	0.098855	2.0992
0.995172	9.5303	0.050167	0.9168

Table A14 Nitrogen adsorption/desorption isotherm of CaCl₂, 10:90 oil:aqueous phase ratio and 60:40 S:EGDMA ratio of poly(S/EGDMA)HIPes

Relative Pressure (P/P ₀)	Volume (cc/g)	Relative Pressure (P/P ₀)	Volume (cc/g)
0.051403	0.3216	0.993623	-1.2198
0.100913	0.5798	0.949501	-1.2271
0.150883	0.8116	0.900158	-0.0837
0.200933	0.9670	0.847200	3.1841
0.250902	1.0692	0.798066	5.4693
0.300799	1.2492	0.749469	5.3899
0.350833	1.2828	0.700717	0.4092
0.400875	1.2811	0.648763	5.8455
0.450895	1.0973	0.599657	0.5997
0.500591	1.2227	0.550419	5.7668
0.550733	1.1370	0.498850	5.6028
0.600734	0.9265	0.449633	5.2766
6.507110	10.7325	0.400300	4.9600
0.700102	6.0066	0.350826	4.6918
0.750521	0.2547	0.298837	4.2442
0.800656	-0.1628	0.249361	3.7298
0.850733	-0.6775	0.199841	3.1308
0.900582	-1.0747	0.150376	2.5658
0.950411	-1.2721	0.100846	1.8494
0.995396	-1.3876	0.049864	0.9457

Table A15 Compressive strength and Young's modulus of poly(S/DVB)HIPES

Salt	Oil:aqueous phase ratio	S:DVB ratio	Compressive strength (MPa)	Young's modulus (MPa)
NaCl	10:90	80:20	0.2635±0.0406	4.6579±0.8810
	8:92	80:20	0.1652±0.0307	2.6187±0.8155
	6:94	80:20	0.0870±0.0102	1.6770±0.1947
	4:96	80:20	0.0430±0.0070	0.8003±0.2520
CaCl ₂	10:90	80:20	0.3820±0.0869	6.3344±0.6915
	10:90	70:30	0.5665±0.0168	7.3916±1.1957
	10:90	60:40	0.5997±0.0243	8.7779±1.9482
	10:90	0:100	0.5519±0.0500	11.9476±1.8533

Table A16 Compressive strength and Young's modulus of poly(S/EGDMA)HIPES

Salt	Oil:aqueous phase ratio	S:EGDMA ratio	Compressive strength (MPa)	Young's modulus (MPa)
CaCl ₂	10:90	80:20	0.2864±0.0088	3.7112±1.2995
	10:90	70:30	0.3368±0.0083	4.5473±0.7447
	10:90	60:40	0.3906±0.0075	6.2147±0.7847

CURRICULUM VITAE

Name: Mr. Supakorn Jindahcarin

Date of Birth: February 23, 1989

Nationality: Thai

University Education:

2007–2011 Bachelor Degree of Chemistry, Faculty of Science, Chulalongkorn University, Bangkok, Thailand

Proceedings:

1. Jindacharin, S.; Nithitanakul, M.; Malakul, P.; Pakeyangkoon, P.; (2013, April 23) Improvement of Water Adsorption Capacity of Polystyrene PolyHIPEs. Proceedings of the 4th Research Symposium on Petrochemical and Materials Technology and the 19th PPC Symposium on Petroleum, Petrochemicals, and Polymers, Bangkok, Thailand.

Presentations:

1. Jindacharin, S.; Nithitanakul, M.; Malakul., P.; Pakeyangkoon, P.; (2013, April 23) Improvement of Water Adsorption Capacity of Polystyrene PolyHIPEs. Poster presented at the 4th Research Symposium on Petrochemical and Materials Technology and the 19th PPC Symposium on Petroleum, Petrochemicals, and Polymers, Bangkok, Thailand.
2. Jindacharin, S.; Nithitanakul, M.; Malakul., P.; Pakeyangkoon, P.; (2013, April 4) High Porous Material from Poly(Styrene/Ethylene Glycol Dimethacrylate)HIPE for Agriculture Application. Poster presented at the 2013 MRS Spring Meeting & Exhibit, San Francisco, United States of America.