

## REFERENCES

- Anderle P., Niederer E., Rubas W., Hilgendorf C., Spahn-Langguth H., Wunderli-Allenspach H., Merkle H.P. and Langguth P. (1998). "P-Glycoprotein (P-gp) mediated efflux in Caco-2 cell monolayers: the influence of culturing conditions and drug exposure on P-gp expression levels." J Pharm Sci. 87(6): 757-762.
- Artursson P., Palm K. and Luthman K. (2001). "Caco-2 monolayers in experimental and theoretical predictions of drug transport." Adv Drug Deliv Rev. 46: 27-43.
- Bansal T., Singh M., Mishra G., Talegaonkar S., Khar R.K., Jaggi M. and Mukherjee R. (2007). "Concurrent determination of topotecan and model permeability markers (atenolol, antipyrine, propranolol and furosemide) by reversed phase liquid chromatography: utility in Caco-2 intestinal absorption studies." J Chromatogr B Analyt Technol Biomed Life Sci. 859(2): 261-266.
- Benet L.Z. (1979). "Pharmacokinetics/pharmacodynamics of furosemide in man: a review." J Pharmacokinet Biopharm. 7(1): 1-27.
- Borchard G., Lueben H.L., de Boer A.G., Verhoef C., Lehr C-M. and Junginger H.E. (1996). "The potential of mucoadhesive polymers in enhancing intestinal peptide drug absorption. III: Effects of chitosan-glutamate and carbomer on epithelial tight junctions in vitro." J Control Release. 39: 131-138.
- Brouwers J., Deferme S., Annaert P. and Augustijns P. (2010). Permeability measurement. Oral drug absorption : prediction and assessment. Dressman J.B. and R. C. 193: 169-205.
- Calixto J.B., Santos A.R.S., Filbo V.C. and Yunes R.A. (1998). "A Review of the Plants of



the Genus *Phyllanthus*: Their Chemistry, Pharmacology, and Therapeutic Potential." Med Res Rev. 18(4): 225-258.

Chirdchupunseree H. and Pramyothin P. (2010). "Protective activity of phyllanthin in ethanol-treated primary culture of rat hepatocytes." J Ethnopharmacol. 128(1): 172-176.

Dahan A., Miller J.M. and Amidon G.L. (2009). "Prediction of solubility and permeability class membership: provisional BCS classification of the world's top oral drugs." AAPS J. 11(4): 740-746.

del Amo E.M., Heikkinen A.T. and Mönkkönen J. (2009). "In vitro-in vivo correlation in P-glycoprotein mediated transport in intestinal absorption." Eur J Pharm Sci. 36(2-3): 200-211.

El-Kattan A. and Varma M. (2012). Oral absorption, intestinal metabolism and human oral bioavailability Topics on Drug Metabolism. J. Paxton, InTech: 1-34.

European Medicines Agency. (2012). "Guideline on the Investigation of Drug Interactions." Retrieved January 16, 2013, from [http://www.ema.europa.eu/docs/en\\_GB/document\\_library/Scientific\\_guideline/2012/07/WC500129606.pdf](http://www.ema.europa.eu/docs/en_GB/document_library/Scientific_guideline/2012/07/WC500129606.pdf).

Ferrec E.L., Chesne C., Artusson P., Brayden D., Fabre G., Gires P., Guillou F., Rousset M., Rubas W. and Scarino M.L. (2001). "In vitro models of the intestinal barrier. The report and recommendations of ECVAM Workshop 46. European Centre for the Validation of Alternative methods." Altern Lab Anim. 29(6): 649-668.

Fleisher D. (2000). Biological transport phenomena in the gastrointestinal tract: Cellular mechanisms. Transport processes in pharmaceutical systems. Amidon G.L., Lee P. I. and Topp E.M. New York, Marcel Dekker. 102: 147-184.



- Fordtran J.S., Rector F.C., Ewton M.F., Soter N. and Kinney J. (1965). "Permeability Characteristics of the Human Small Intestine." J Clin Invest. 44(12).
- Fromm M.F. (2003). "Importance of P-glycoprotein for drug disposition in humans." Eur J Clin Invest. 33(Suppl 2): 6-9.
- Fromm M.F. (2004). "Importance of P-glycoprotein at blood-tissue barriers." Trends Pharmacol Sci. 25(8): 423-429.
- Hanh N.D., Sinchaipanid N. and Mitrevej A. (2013). "Physicochemical characterization of phyllanthin from *Phyllanthus amarus* Schum. et Thonn." Drug Dev Ind Pharm.: 1-10.
- Hellinger E., Bakk M.L., Pócza P., Tihanyi K. and Vastag M. (2010). "Drug penetration model of vinblastine-treated Caco-2 cultures." Eur J Pharm Sci. 41(1): 96-106.
- Huang S.M., Strong J.M., Zhang L., Reynolds K.S., Nallani S., Temple R., Abraham S., Habet S.A., Baweja R.K., Burckart G.J., Chung S., Colangelo P., Frucht D., Green M.D., Hepp P., Karnaukhova E., Ko HS, Lee JI, Marroum PJ, Norden JM, Qiu W, Rahman A, Sobel S, Stifano T, Thummel K, Wei XX, Yasuda S, Zheng JH, Zhao H and Lesko LJ (2008). "New era in drug interaction evaluation: US Food and Drug Administration update on CYP enzymes, transporters, and the guidance process." J Clin Pharmacol. 48(6): 662-670.
- Hubatsch I., Ragnarsson E.G. and Artursson P. (2007). "Determination of drug permeability and prediction of drug absorption in Caco-2 monolayers." Nat Protoc. 2(9): 2111-2119.
- Hunter J., Jepson M.A., Tsuruo T., Simmons N.L. and Hirst B.H. (1993). "Functional



expression of P-glycoprotein in apical membranes of human intestinal Caco-2 cells. Kinetics of vinblastine secretion and interaction with modulators." J Biol Chem. 268(20): 14991-14997.

India Biodiversity Portal. "Phyllanthus amarus Schum. & Thonn." Retrieved December 20, 2013, from <http://indiabiodiversity.org/species/show/33238>.

Islam A., Selvan T., Mazumder U.K., Gupta M. and Ghosal S. (2008). "Antitumour effect of phyllanthin and hypophyllanthin from Phyllanthus amarus against Ehrlich ascites carcinoma in mice." Pharmacologyonline. 2: 796-807.

Johannessen L.E., Spilsberg B., Wiik-Nielsen C.R., Kristoffersen A.B., Holst-Jensen A. and Berdal K.G. (2013). "DNA-fragments are transcytosed across CaCo-2 cells by adsorptive endocytosis and vesicular mediated transport." PLoS One. 8(2).

Koljonen M., Hakala K.S., Ahtola-Sätälä T., Laitinen L., Kostianen R., Kotiaho T., Kaukonen A.M. and Hirvonen J. (2006). "Evaluation of cocktail approach to standardise Caco-2 permeability experiments." Eur J Pharm Biopharm. 64(3): 379-387.

Krithika R., Mohankumar R., Verma R.J., Shrivastav P.S., Mohamad I.L., Gunasekaran P. and Narasimhan S. (2009). "Isolation, characterization and antioxidative effect of phyllanthin against CCl4-induced toxicity in HepG2 cell line." Chem Biol Interact. 181(3): 351-358.

Kumar K.B. and Kuttan R. (2005). "Chemoprotective activity of an extract of Phyllanthus amarus against cyclophosphamide induced toxicity in mice." Phytomedicine. 12(6-7): 494-500.

Lee C.D., Ott M., Thyagarajan S.P., Shafritz D.A., Burk R.D. and Gupta S. (1996).



"Phyllanthus amarus down-regulates hepatitis B virus mRNA transcription and replication." Eur J Clin Invest. 26(12): 1069-1076.

Leite D.F., Kassuya C.A., Mazzuco T.L., Silvestre A., de Melo L.V., Rehder V.L., Rumjanek V.M. and Calixto J.B. (2006). "The cytotoxic effect and the multidrug resistance reversing action of lignans from Phyllanthus amarus." Planta Med. 72(15): 1353-1358.

Lennernas H. (1998). "Human intestinal permeability." J Pharm Sci. 87(4): 403-410.

Lindenberg M., Kopp S. and Dressman J.B. (2004). "Classification of orally administered drugs on the World Health Organization Model list of Essential Medicines according to the biopharmaceutics classification system." Eur J Pharm Biopharm. 58(2): 265-278.

Mazumder A., Mahato A. and Mazumder R. (2006). "Antimicrobial potentiality of Phyllanthus amarus against drug resistant pathogens." Nat Prod Res. 20(4): 323-326.

Meunier V., Bourrié M., Berger Y. and Fabre G. (1995). "The human intestinal epithelial cell line Caco-2; pharmacological and pharmacokinetic applications." Cell Biol Toxicol. 11(3-4): 187-194.

Murakami T. and Takano M. (2008). "Intestinal efflux transporters and drug absorption" Expert Opin Drug Metab Toxicol. 4(7): 923-939.

Murugaiyah V. and Chan K.L. (2007). "Analysis of lignans from Phyllanthus niruri L. in plasma using a simple HPLC method with fluorescence detection and its application in a pharmacokinetic study." J Chromatogr B Analyt Technol Biomed Life Sci. 852(1-2): 138-144.

Nguyen D.H., Sinchaipanid N. and Mitrevej A. (2013). "In vitro intestinal transport of



phyllanthin across Caco-2 cell monolayers." J Drug Deliv Sci Technol. 23(3): 207-214.

Pal D. and Mitra A.K. (2006). "MDR- and CYP3A4-mediated drug-herbal interactions." Life Sci. 78(18): 2131-2145.

Patel J.R., Tripathi P., Sharma V., Chauhan N.S. and Dixit V.K. (2011). "Phyllanthus amarus: ethnomedicinal uses, phytochemistry and pharmacology: a review." J Ethnopharmacol. 138(2): 286-313.

Pramyothin P., Ngamtin C., Pongshompoo S. and Chaichantipyuth C. (2007).

"Hepatoprotective activity of Phyllanthus amarus Schum. et. Thonn. extract in ethanol treated rats: in vitro and in vivo studies." J Ethnopharmacol. 114(2): 169-173.

Proctor W.R., Ming X. and Thakker D.R. (2007). In vitro techniques to study drug–drug interactions involving transport: Caco-2 model for study of P-Glycoprotein and other transporters. Enzyme- and Transporter-Based Drug–Drug Interactions.

Pang K.S., Rodrigues A.D. and Peter R.M. North Carolina, USA, Chapel Hill: 257-282.

Raphael K.R., Ajith T.A., Joseph S. and Kuttan R. (2002). "Anti-mutagenic activity of Phyllanthus amarus Schum & Thonn in vitro as well as in vivo." Teratog Carcinog Mutagen. 22(4): 285-291.

Raphael K.R. and K. R. (2003). "Inhibition of experimental gastric lesion and inflammation by Phyllanthus amarus extract." J Ethnopharmacol. 87(2-3): 193-197.

Sambuy Y., De Angelis I., Ranaldi G., Scarino M.L., Stamatii A. and Zucco F. (2005).



"The Caco-2 cell line as a model of the intestinal barrier: influence of cell and culture-related factors on Caco-2 cell functional characteristics." Cell Biol Toxicol. 21: 1-26.

Sheng J.J. and Amidon G.L. (2010). The biopharmaceutics classification system : present applications in pharmaceutical discovery, development, and regulation. Oral drug absorption : prediction and assessment. Dressman J.B. and Reppas C. 193: 139-153.

Shirasaka Y., Kawasaki M., Sakane T., Omatsu H., Moriya Y., Nakamura T., Sakaeda T., Okumura K., Langguth P. and Yamashita S. (2006). "Induction of human P-glycoprotein in Caco-2 cells: development of a highly sensitive assay system for P-glycoprotein-mediated drug transport." Drug Metab Pharmacokinet. 21(5): 414-423.

Siissalo S., Laitinen L., Koljonen M., Vellonen K.S., Kortejärvi H., Urtti A., Hirvonen J. and Kaukonen A.M. (2007). "Effect of cell differentiation and passage number on the expression of efflux proteins in wild type and vinblastine-induced Caco-2 cell lines." Eur J Pharm Biopharm. 67(2): 548-554.

Singh G., Goyal R. and Sharma P. (2012). "Pharmacological potential of silymarin in combination with hepatoprotective plants against experimental hepatotoxicity in rats." Asian j pharm clin res. 5(Suppl 1): 128-133.

Somanabandhu A., Nitayangkura S., Mahidol C., Ruchirawat S., Likhitwitayawuid K., Shieh H.L., Chai H., Pezzuto J.M. and Cordell G.A. (1993). "<sup>1</sup>H- and <sup>13</sup>C-nmr assignments of phyllanthin and hypophyllanthin: lignans that enhance cytotoxic responses with cultured multidrug-resistant cells." J Nat Prod. 56(2): 233-239.



- Sripanidkulchai B., Tattawasart U., Laupatarakasem P., Vinitketkumneun U., Sripanidkulchai K., Furihata C. and Matsushima T. (2002). "Antimutagenic and anticarcinogenic effects of *Phyllanthus amarus*." Phytomedicine. 9(1): 26-32.
- Staud F., Ceckova M., Micuda S. and Pavek P. (2010). Expression and function of p-glycoprotein in normal tissues. Multi-Drug Resistance in Cancer, Methods in Molecular Biology. Zhou J., Humana Press. 596: 199-222.
- Steele G. and Austin T. (2009). Preformulation investigations using small amounts of compounds as an aid to candidate drug selection and early development. Pharmaceutical preformulation and formulation. Gibson M. New York, Informa Healthcare USA. 199: 17-128.
- Sugano K., Kansy M., Artursson P., Avdeef A., Bendels S., Di L., Ecker G.F., Faller B., Fischer H., Gerebtzoff G., Lennernaes H. and Senner F. (2010). "Coexistence of passive and carrier-mediated processes in drug transport." Nat Rev Drug Discov. 9(8): 597-614.
- Sukhaphirom N., Vardhanabhuti N., Chirdchupunseree H., Pramyothin P. and Jianmongkol S. (2012). "Phyllanthin and hypophyllanthin inhibit function of P-gp but not MRP2 in Caco-2 cells." J Pharm Pharmacol. 65: 292-299.
- Sun H., Chow E.C., Liu S., Du Y. and Pang K.S. (2008). "The Caco-2 cell monolayer: usefulness and limitations." Expert Opin Drug Metab Toxicol. 4(4): 395-411.
- Taesotikol T., Dumrongsakulchai W., Wattanachai N., Navinpipat V., Somanabandhu A., Tassaneeyakul W. and Tassaneeyakul W. (2011). "Inhibitory effects of *Phyllanthus amarus* and its major lignans on human microsomal cytochrome P450 activities: Evidence for CYP3A4 mechanism-based inhibition." Drug Metab. Pharmacokinet. 26(2): 154-161.





Taipalensuu J., Törnblom H., Lindberg G., Einarsson C., Sjöqvist F., H. Melhus, P.

Garberg, B. Sjöström, B. Lundgren and P. Artursson (2001). "Correlation of gene expression of ten drug efflux proteins of the ATP-binding cassette transporter family in normal human jejunum and in human intestinal epithelial Caco-2 cell monolayers." J Pharmacol Exp Ther. 299(1): 164-170.

Terao T., Hisanaga E., Sai Y., Tamai I. and Tsuji A. (1996). "Active secretion of drugs from the small intestinal epithelium in rats by P-glycoprotein functioning as an absorption barrier." J Pharm Pharmacol. 48: 1083-1089.

Troutman M.D. and Thakker D.R. (2003). "Rhodamine 123 requires carrier-mediated influx for its activity as a P-glycoprotein substrate in Caco-2 cells." Pharm Res. 20(8): 1192-1199.

Ungell A-L. and Abrahamsson B. (2009). Biopharmaceutical support in candidate drug selection. Pharmaceutical preformulation and formulation. Gibson M. New York, Informa Healthcare USA, Inc. 199: 129-171.

Ungell A.L. and Karlsson J. (2003). Cell cultures in drug discovery: An industrial perspective. Drug Bioavailability, Estimation of Solubility, Permeability, Absorption and Bioavailability. van de Waterbeemd H., Lennernas H. and Artursson P. Weinheim, Wiley-VCH: 90-130.

US Department of Health and Human Services Food and Drug Administration. (2000). "FDA Guidance for industry, waiver of in vivo bioavailability and bioequivalence studies for immediate-release solid oral dosage forms based on a biopharmaceutics classification system " Retrieved 12, December 2012, from <http://www.fda.gov/downloads/Drugs/.../Guidances/ucm070246.pdf>.

US Department of Health and Human Services Food and Drug Administration. (2012).



"Guidance for industry drug interaction studies — study design, data analysis, implications for dosing, and labeling recommendations."

Retrieved January 20, 2012, from

<http://www.fda.gov/downloads/Drugs/GuidanceComplianceRegulatoryInformation/Guidances/ucm292362.pdf>.

van Breemen R.B. and Li Y. (2005). "Caco-2 cell permeability assays to measure drug absorption." Expert Opin Drug Metab Toxicol. 1(2): 175-185.

Vietnam plants and the USA plants. (2010). "Fruits are under leaves of *Phyllanthus amarus*, *Phyllanthus niruri*, Stonebreaker." Retrieved December 20, 2013, from <https://www.flickr.com/photos/phuonglovejesus2782010/5390324564/>.

Volpe D.A., Faustino P.J., Ciavarella A.B., Asafu-Adjaye E.B., Ellison C.D., Yu L.X. and Hussain A.S. (2007). "Classification of drug permeability with a Caco-2 cell monolayer assay." Clinical Research and Regulatory Affairs. 24(1): 39-47.

Wahlang B., Pawar Y.B. and Bansal A.K. (2011). "Identification of permeability-related hurdles in oral delivery of curcumin using the Caco-2 cell model." Eur J Pharm Biopharm. 77: 275-282.

Wang Q., Strab R., Kardos P., Ferguson C., Li J., Owen A. and Hidalgo I.J. (2008). "Application and limitation of inhibitors in drug-transporter interactions studies." Int J Pharm. 356(1-2): 12-18.

Wilson G., Hassan I.F., Dix C.J., Williamson I., Shah R., Mackay M. and Artursson P. (1990). "Transport and permeability properties of human Caco-2 cells: an in vitro model of the intestinal epithelial cells barrier." J Control Release. 11: 25-40.

Wu C.Y. and Benet L.Z. (2005). "Predicting drug disposition via application of BCS:



transport/absorption/ elimination interplay and development of a biopharmaceutics drug disposition classification system." Pharm Res. 22(1): 11-23.

Xia C.Q., Liu N., Yang D., Miwa G. and Gan L.S. (2005). "Expression, localization, and functional characteristics of breast cancer resistance protein in Caco-2 cells." Drug Metab Dispos. 33(5): 637-643.

Yamashita S., Furubayashi T., Kataoka M., Sakane T., Sezaki H. and Tokuda H. (2000). "Optimized conditions for prediction of intestinal drug permeability using Caco-2 cells." Eur J Pharm Sci. 10(3): 195-204.

Yasir M., Asif M., Kumar A. and Aggarwal A. (2010). "Biopharmaceutical Classification System : An Account." International Journal of PharmTech Research. 2(3): 1681-1690.

Yee S. (1997). "In vitro permeability across Caco-2 cells (colonic) can predict in vivo (small intestinal) absorption in man--fact or myth." Pharm Res. 14(6): 763-766.

Yeh S.F., Hong C.Y., Huang Y.L., Liu T.Y., Choo K.B. and Chou C.K. (1993). "Effect of an extract from *Phyllanthus amarus* on hepatitis B surface antigen gene expression in human hepatoma cells." Antiviral Res. 20(3): 185-192.

Yu L.X., Amidon G.L., Polli J.E., Zhao H., Mehta M.U., Conner D.P., Shah V.P., Lesko L.J., Chen M.L., Lee V.H. and Hussain A.S. (2002). "Biopharmaceutics classification system: the scientific basis for biowaiver extensions." Pharm Res. 19(7): 921-925.

Zhang L., Strong J.M., Qiu W., Lesko L.J. and Huang S.M. (2006). "Scientific Perspectives on Drug Transporters and Their Role in Drug Interactions." Mol Pharm. 3(1): 62-69.



Zhao Y.H., Le J., Abraham M.H., Hersey A., Eddershaw P.J., Luscombe C.N., Butina D., Beck G., Sherborne B., Cooper I. and Platts J.A. (2001). "Evaluation of human intestinal absorption data and subsequent derivation of a quantitative structure-activity relationship (QSAR) with the Abraham descriptors." J Pharm Sci. 90(6): 749-784.

Zhou S.F. (2008). "Structure, function and regulation of P-glycoprotein and its clinical relevance in drug disposition." Xenobiotica. 38(7-8): 802-832.

Zhu C., Jiang L., Chen T.M. and Hwang K.K. (2002). "A comparative study of artificial membrane permeability assay for high throughput profiling of drug absorption potential." Eur J Med Chem. 37(5): 399-407.





## APPENDIX

### Data of experiment

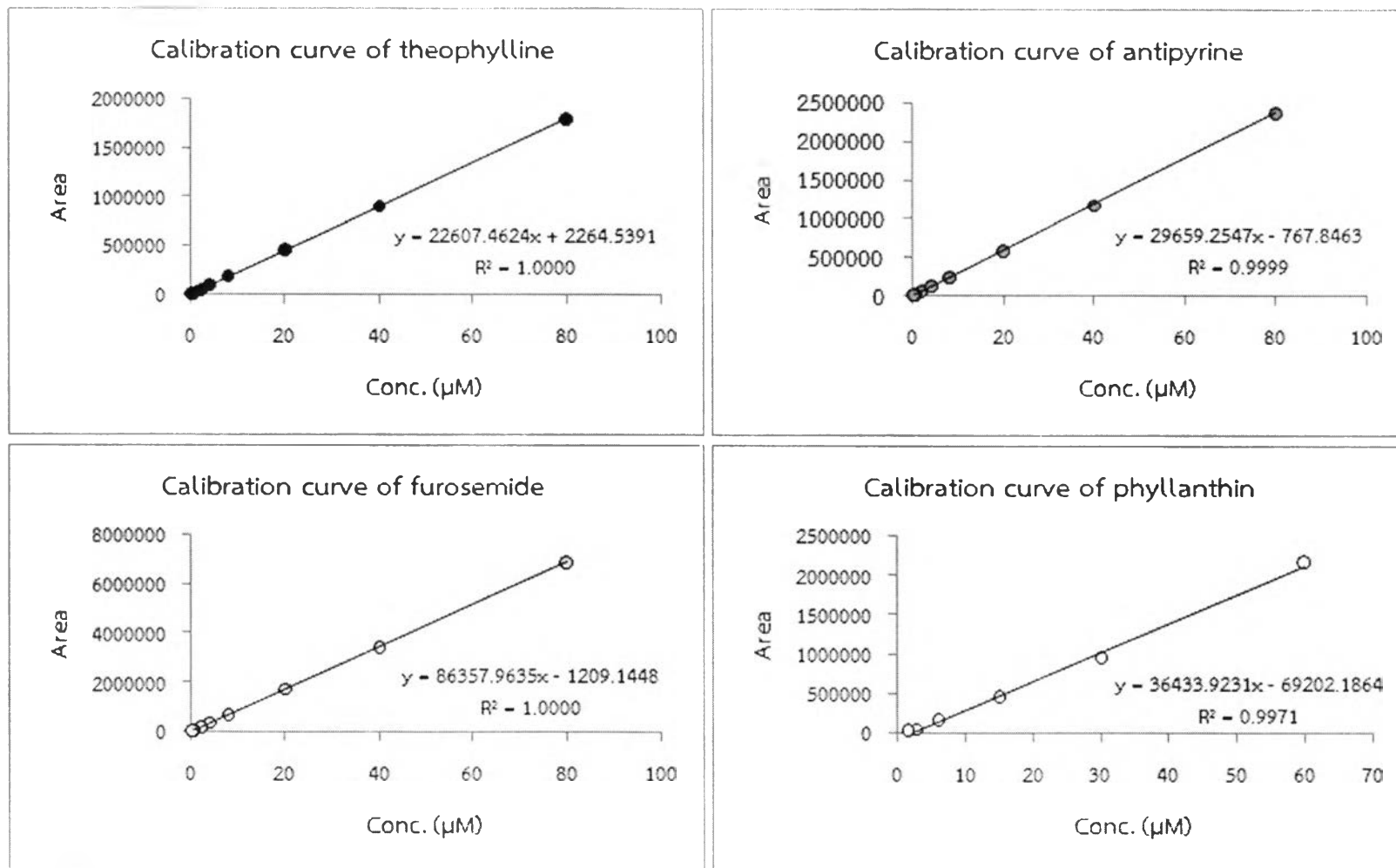


Figure 18.1 Calibration curves of theophylline, antipyrine, furosemide and phyllanthin in basolateral buffer.

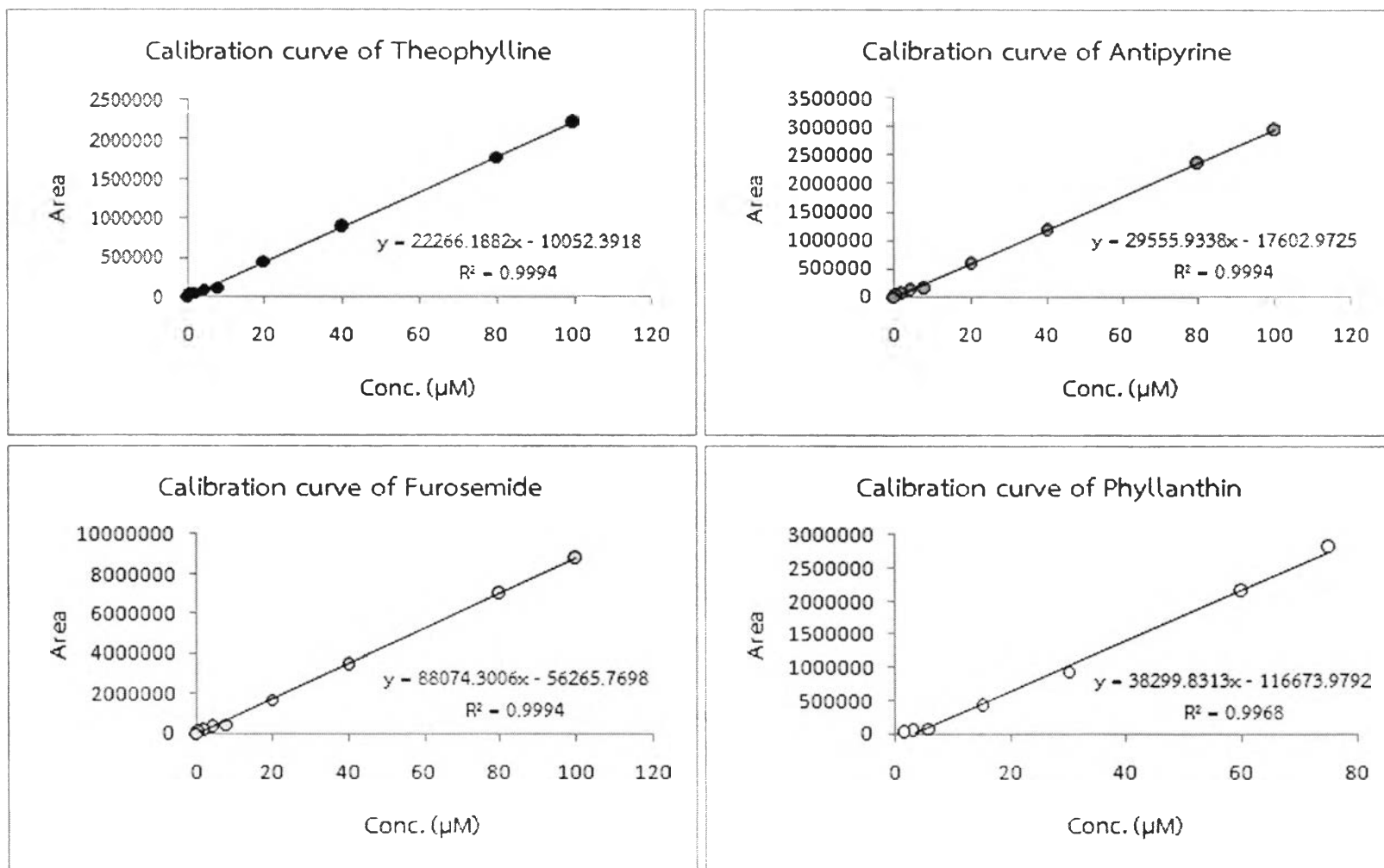


Figure 18.2 Calibration curves of theophylline, antipyrine, furosemide and phyllanthin in basolateral buffer.

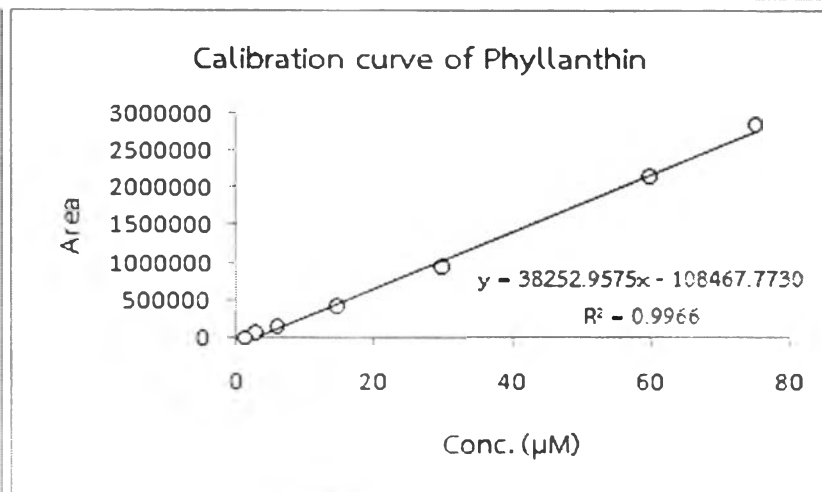
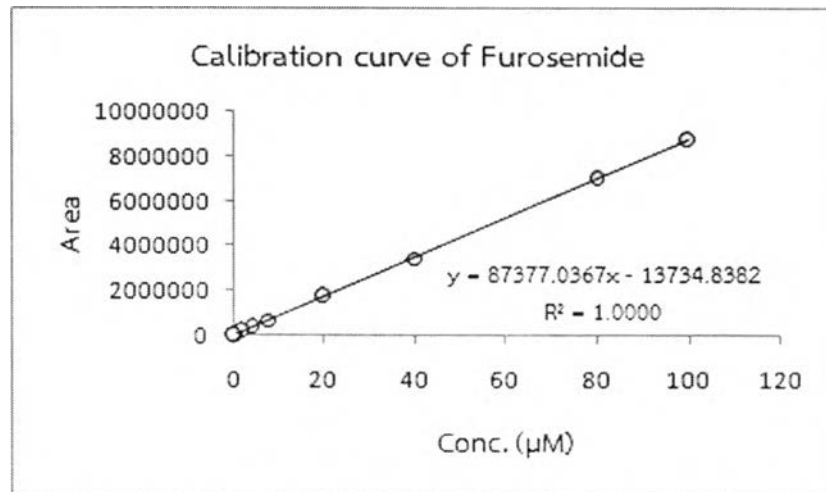
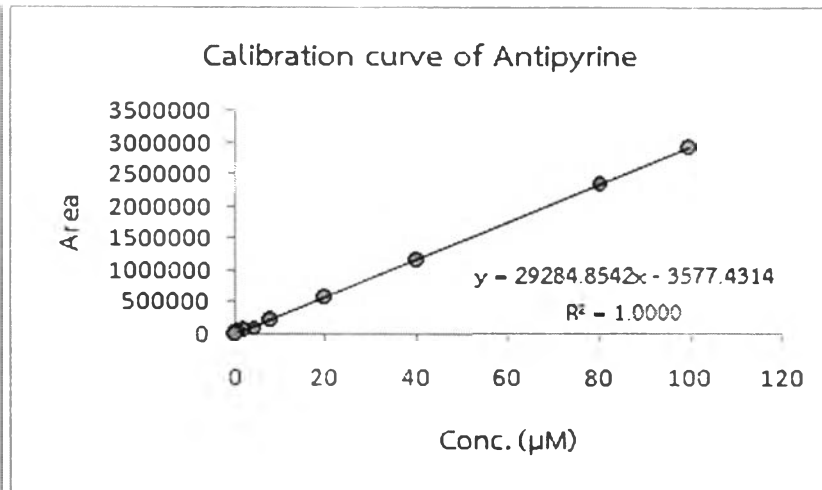
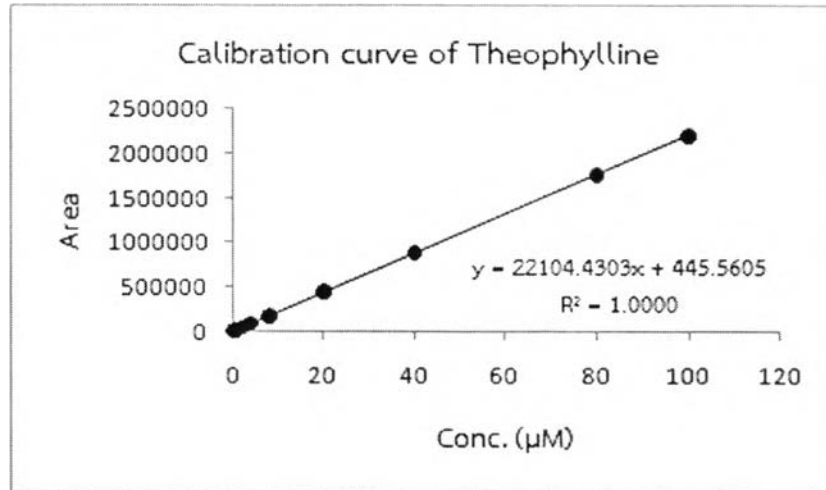
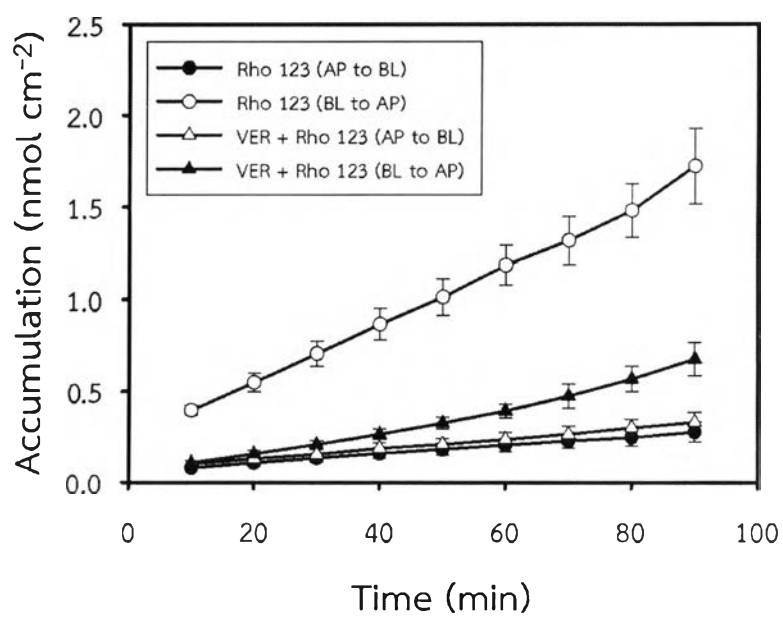


Figure 18.3 Calibration curves of theophylline, antipyrine, furosemide and phyllanthin in basolateral buffer.





**Figure 19.** The accumulation of rhodamine 123 across the Caco-2 cell monolayers in both the apical-to-basolateral (AP-to-BL) direction and the basolateral-to-apical (BL-to-AP) direction in the presence and absence of verapamil.



## VITA

Miss Wilasinee Dunkoksung was born on December 11, 1986 in Nakhon Ratchasima, Thailand. She received the Bachelor's degree in Pharmacy from the Faculty of Pharmacy, Chiang Mai University, Chiang Mai, Thailand in 2010.

She has received the research scholarship in The 90th Anniversary of Chulalongkorn University fund (Ratchadaphiseksomphot Endowment Fund), under the title "Permeability of phyllanthin across Caco-2 cells" in 2012.

