

References

1. Aiyar, V. N. and Seshadri, T. R., **Isolation and Constitution of Oblongifoliol, A New Diterpene of Croton Oblongifolius** *Tetrahedron Lett.* **1968**, *45*, 4685.
2. Aiyar, V. N. and Seshadri, T. R., **Components of Croton oblongifolius Roxb. III Constitution of oblongifolic acid** *Tetrahedron* **1970**, *26*, 5275.
3. Aiyar, V. N. and Seshadri, T. R., **Isolation of Acetyl Aleuritolic Acid from Croton oblongifolius Roxb.** *Indian J. Chem.* **1971**, *9*, 1028.
4. Aiyar, V. N. and Seshadri, T. R., **11-Dehydro(-)-hardwickiic acid from Croton oblongifolius Roxb.** *Phytochemistry* **1972**, *11*, 1473.
5. Aiyar, V. N. and Seshadri, **Chemical component of Croton oblongifolius Roxb. Part V** T. R. *Curr. Sci.* **1972**, *41*, 839.
6. Roengsumran, S., Achayindee, S., Petsom, A., Pudhom, K., Singtothong, P., Surachetapan, C. and Vilaivan, T., **Two New Cembranoids from Croton oblongifolius** *J. Nat. Prod.* **1998**, *61*, 652.
7. Roengsumran, S., Singtothong, P., Pudhom, K., Ngamrochanavanich, N., Petsom, A. and Chaichantipyuth, C., **Neocrotocembranal from Croton oblongifolius** *J. Nat. Prod.* **1999**, *62*, 1163.
8. Roengsumran, S., Petsom, A., Sommit, D. and Vilaivan, T., **Labdane diterpenoids from Croton oblongifolius** *Phytochemistry* **1999**, *50*, 449.
9. Roengsumran, S., Petsom, A., Kuptiyanuwat, N., Vilaivan, T., Ngamrojnavanich, N., Chaichantipyuth, C. and Phuthong, S., **Cytotoxic labdane diterpenoids from Croton oblongifolius** *Phytochemistry* **2001**, *56*, 103.
10. Connolly, J. D. and Hill, R. A. **Dictionary of terpenoids**, Chapman & Hall : London, **1991**.

11. Singh, M., Pal, M. and Sharma, R. P., **Biological activity of the labdane diterpenes** *Planta Med.*, **1999**, *65*, 2.
12. Itokawa, H., Morita, H., Hiroshi, K., Motidome, M. **Diterpenes from Rhizomes of Hedichyium coronarium** *Chem. Pharm. Bull.* **1988**, *36*, 2682.
13. Morita, H., Simuzu, K., Takizawa, H., Aiyama, R. and Itokawa, H. **Studies on Chemistry Conversion of Alpinenone to Europolargone B** *Chem. Pharm. Bull.* **1988**, *54*, 117.
14. Zhou, B. N., Baj, N. J., Glass, T. E., Malone, S., Werkhoven, M. C. M., van Troon, F., David, Wisse, J. H. and Kingston, D. G. I., **Bioactive Labdane Diterpenoids from Renealmia alpinia Collected in the Suriname Rainforest** *J. Nat. Prod.* **1997**, *60*, 1287.
15. Chinou, I., Demetzos, C., Harvala, C., Roussakis, C. and Verbist, J. F., **Cytotoxic and Antibacterial labdane-type diterpenes from the Aerial of Cistus-Incanus subsp Creticus** *Planta Med.* **1994**, *60*, 34.
16. Demetzos, C., Mitaku, S., Couladis, M., Harvala, C. and Kokkinopoulos, D., **Natural Metabolites of ent-13-epi-Manoyl Oxide and Other Cytotoxic Diterpenes from the Resin "LADANO" of Cistus creticus** *Planta Med.* **1994**, *60*, 590.
17. Dimas, K., Demetzos, C., Marsellos, M., Sotiriadou, R., Malamas, M. and Kokkinopoulos, D., **Cytotoxic Activity of Landane Type Diterpenes Against Human Leukemic Cell Lines in Vitro** *Planta Med.* **1998**, *64*, 208.
18. Dimas, K., Demetzos, C., Mitaku, S., Marsellos, M., Tzavaras, T. and Kokkinopoulos, D., **Cytotoxic activity and antiproliferative effects of a new semi-synthetic derivative of ent-3 beta-hydroxy-13-epi-manoyl oxide on human leukemic cell lines** *Anticancer Res.* **1999**, *19*, 4065.

19. Dimas, K., Kokkinopoulos, D., Demetzos, C., Marselos, M., Sotiriadou, R. and Malamas, M., **The effect of sclareol on growth and cell cycle progression of human leukemic cell lines** *Leukemia Res.* **1999**, *23*, 217.
20. Demetzos, C., Harvala, C., Philianos, S. M. and Skaltsounis, A. L. **Natural Metabolites of ent-13-epi-Manoyl Oxide and Other Cytotoxic Diterpenes from the Resin "LABDANO" of Cistus creticus** *J. Nat. Prod.* **1990**, *53*, 1365.
21. Lee, I. S., Ma, X., Chai, H. B., Madulid, D. A., Lamont, R. B., O'Neill, M. J., Besterman, J. M., Farnsworth, N. R., Soejarto, D. D., Cordell, G. A., Pezzuto, J. M. and Kinghorn, A. D. **Novel Cytotoxic Labdane Diterpenoids from Neouvaria acuminatissima** *Tetrahedron* **1995**, *51*, 21.
22. Aphajitt, S., Nimgirawath, K., Suksamrarn, A. and Tooptakong, U., **Isolation and Crystal-Structure of Limonidilactone- a Landane Diterpene from Vitex Limonifolia** *Aust. J. Chem.* **1995**, *48*, 133.
23. Marcos, I. S., Moro, R. F., Carballares, S. and Urones, J. G., **Synthesis of (+)-limonilactone : Absolute configuration of (-)-limonidilactone** *Tetrahedron Lett.* **1999**, *40*, 2615.
24. Marcos, I. S., Moro, R. F., Carballares, S. and Urones, J. G., **Synthesis of (+)-limonidilactone and 12-epi-limonidilactone** *Tetrahedron* **2001**, *57*, 713.
25. Zdero, C., Bohlmann, F. and Niemeyer, H. M., **Diterpenes and Umbelliferone Derivatives from Haplopappus Deserticola** *Phytochemistry* **1990**, *29*, 326.
26. Zdero, C., Bohlmann, F. and King, R. M., **Diterpenes and Norditerpenes from the Aristeguetia group** *Phytochemistry* **1991**, *30*, 2991.
27. Ekong, D. E. U. and Okogun, J. I. **Oxidation of ethylenic hydrocarbons with selenium dioxide** *Chem. Commun.* **1967**, 72.

28. Barrero, A. F., Sanchez, J. F., Alvarez-Manzaneda, E. J., Munoz, M. and Haidaur, A., **Diterpenoids and Cyclolanostanolides from Abies Marocana** *Phytochemistry* **1992**, *31*, 615.
29. Roengsumran, S., Jatboon, N., Chaichit, N., Sommit, D., Pattamadilok, D., Chaichantipyuth, C. and Petsom, A. **Hydrogen bonding in labdane diterpenoids, labda-7,12(E),14-triene-17-oic acid and labda-12(Z),14,17-triene-18-oic acid** *J. Chem. Crystallography* **2002**, *32*, 511.
30. Robin, M. B., Bovey, F. A. and Basch, H. **The Chemistry of Amides**, Wiley Interscience, New York, **1970**, p 1.
31. Martin, S. F., Josey, J. A., Wong, Y. L., Dean, D. W. **General method for the synthesis of phospholipid derivatives of 1,2-O-diacyl-sn-glycerols.** *J. org. chem.* **1994**, *59*, 4805.
32. Cambie, R. C., Joblin, K. N. and Preston, A. F. **Trapping of the Allylic Seleninic Acid Intermediate as a Seleninolactone** *Aust. J. Chem.* **1971**, *24*, 583.
33. Paquette, L. A., Sun, L. Q., Savage, P. B. **Total synthesis of (+)-epoxydictymene. Application of alkoxy-directed cyclization to diterpenoid construction.** *J. Am. Chem. Soc.* **1997**, *119*, 8438.
34. Herlem, D., Khuong-Huu, F., Kende, A. S. **Studies towards the total synthesis of diterpenes in the labdane series 3 : Synthesis of 2 epimeric 6,7,8-trihydroxylabdadienes.** *Tetrahedron* **1994**, *50*, 2055.
35. a) Guillemonat, A. **Oxidation of ethylenic hydrocarbons with selenium dioxide** *Ann. Chim. (Paris)*. **1939**, *11*, 143. b) Guillemonat, A. **The oxidation of 1-ethyl-1-cyclohexene and of 2-methyl-2-butene by selenium dioxide** *Compt. Rend.* **1935**, *200*, 1416.

36. Paquette, L. A. and Lobben, P. C. **Evaluation of Chelation Effects Operative during Diastereoselective Addition of the Allylindium Reagent to 2-and 3-Hydroxycyclohexanones in Aqueous, Organic and Mixed Solvent Systems.** *J. Org. Chem.* **1998**, *63*, 5604.
37. Corey, E. J. and Venkateswarlu, A. **Protection of Hydroxyl Groups as tert-Butyldimethylsilyl Derivatives.** *J. Am. Chem. Soc.* **1972**, *94*, 6190.
38. Corey, E. J., Gilman, N. W. and Ganem, B. E. **New methods for the Oxidation of Aldehydes to Carboxylic Acids and Esters** *J. Am. Chem. Soc.* **1968**, *90*, 5616.
39. Robjohn, N. **Study the oxidation of allylic double bond** *Org. React.* **1949**, *5*, 331.
40. a) Arigoni, D., Vasella, A., Sharpless, K. B. and Jensen. H. P. **Selenium Dioxide Oxidation of Olefins** *J. Am. Chem. Soc.* **1973**, *95*, 7917. b) Sharpless, K. B. and Gordon, K. M. **Study the oxidation of olefins with Selenium Dioxide** *J. Am. Chem. Soc.* **1976**, *98*, 300. c) Sharpless, K. B. and Lauer, R. F. **Selenium Dioxide Oxidation of Olefins. Evidence for the Intermediacy of Allylseleninic Acids.** *J. Am. Chem. Soc.* **1972**, *94*, 7154.
41. Ishii, H., Ishige, M., Matsushima, Y., Tohojoh, T., Ishikawa, T. and Kawanabe, E. **Photochemical Bromination of Methyl (E)-2-Methylbut-2-enoate with N-Bromosuccinimide : Fromation of 4-Bromo-2-methylbut-2-en-4-olide.** *J. Chem. Soc. Perkin trans I.* **1985**, 2353.
42. Twentyman, P. R., Luscombe, M. **A Study of some variables in a tetrazolium Dye (MTT) based assay for cell growth and chemosensitivity.** *Brit. J. Cancer* **1987**, *56*, 279.
43. Sommitd, D., Petsom, A., Ishikawa, T. and Roengsumran **Cytotoxic Activity of Natural Labdanes and their Semi-Synthetic Modified Derivatives from Croton oblongifolius** *Planta Med*, **2003**, *69*, 167.



APPENDIX

ศูนย์วิทยทรัพยากร
จุฬาลงกรณ์มหาวิทยาลัย

LABDA-7, 12(Z), 14-TRIENE-OIC-ACID

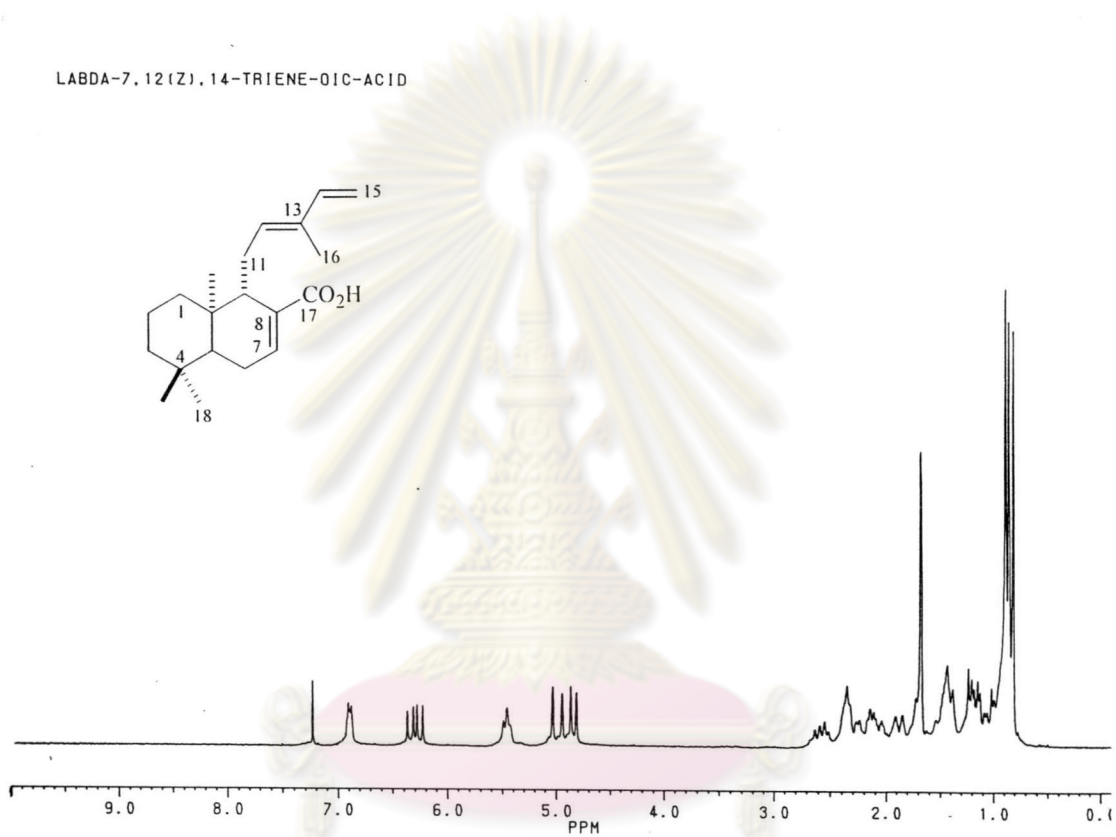


Figure 6.1 The ¹H NMR spectrum of compound 14

ศูนย์วิจัยทรัพยากร
จุฬาลงกรณ์มหาวิทยาลัย

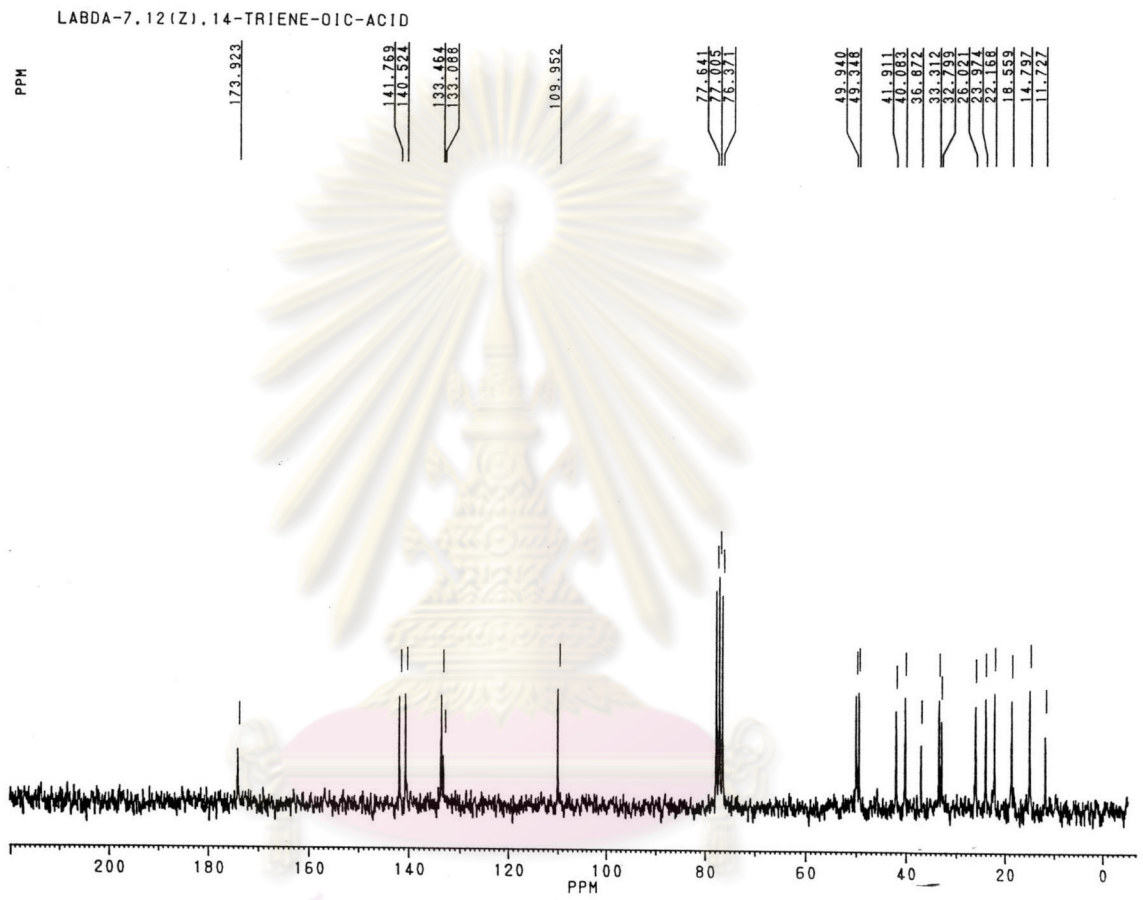


Figure 6.2 The ^{13}C NMR spectrum of compound 14

ศูนย์วิจัยทรัพยากร
จุฬาลงกรณ์มหาวิทยาลัย

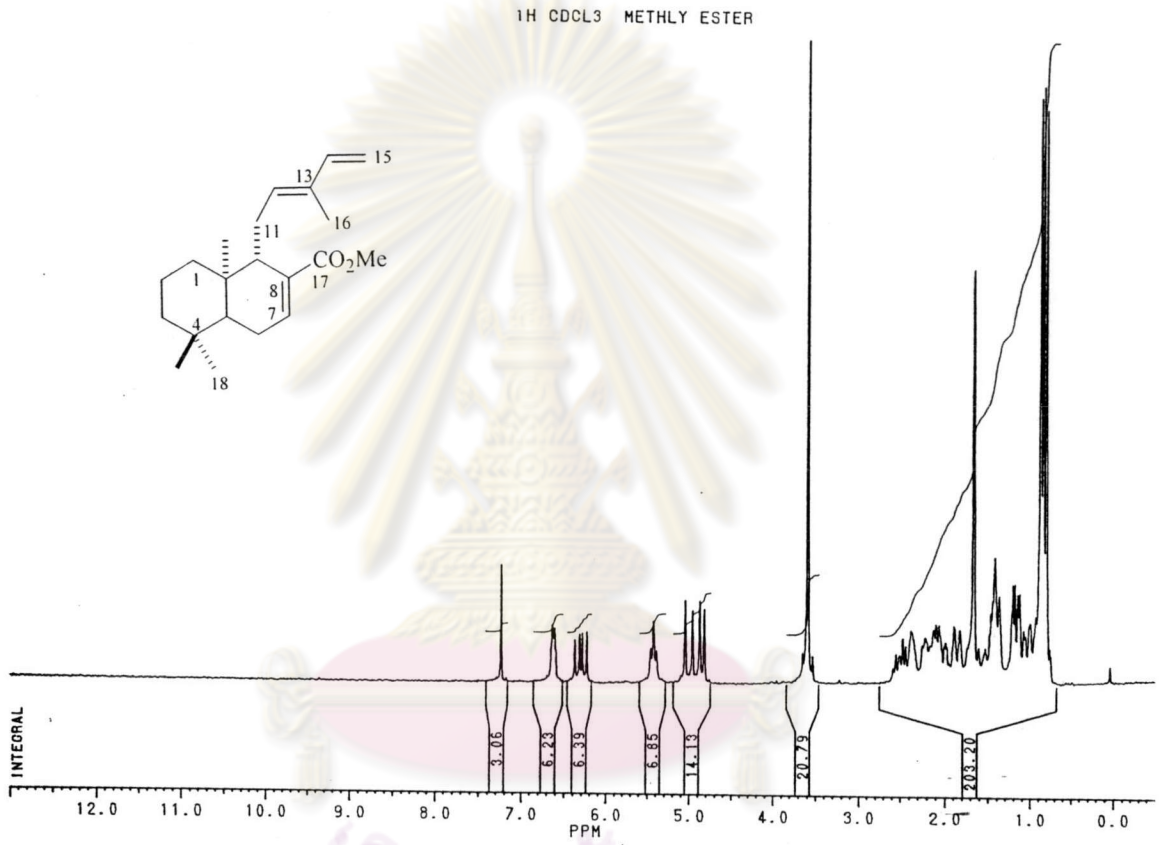


Figure 6.3 The ¹H NMR spectrum of compound 47

ACETYLATION OF ALCOHOL

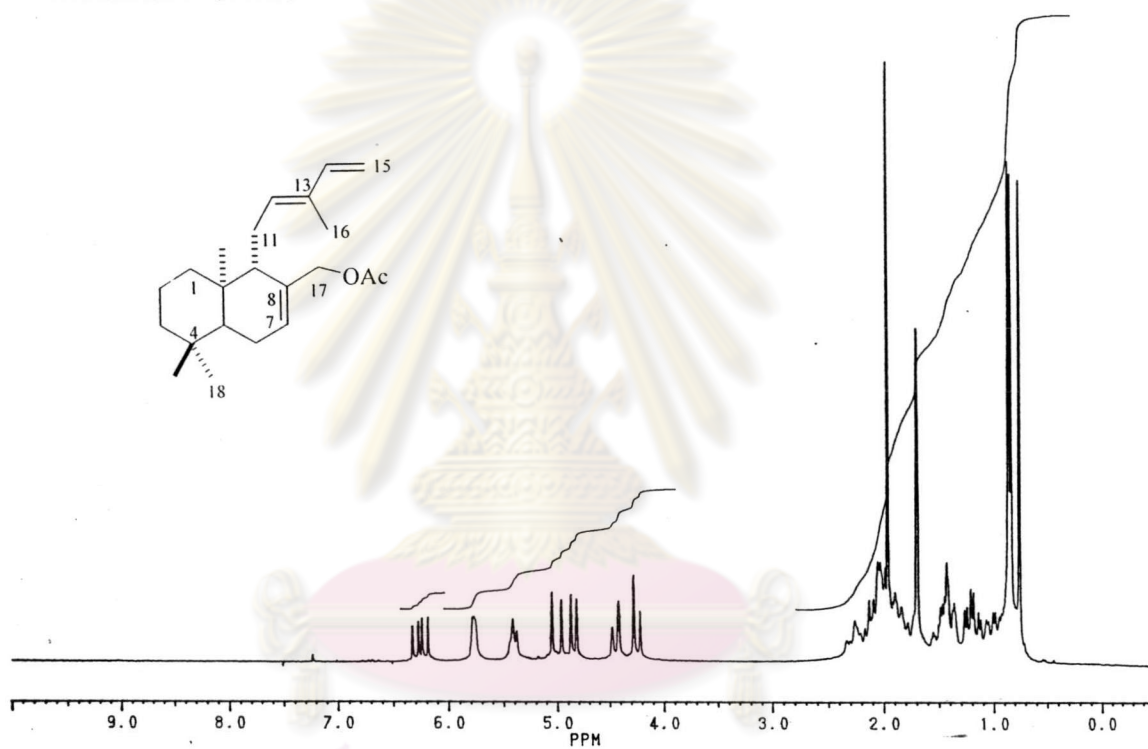


Figure 6.4 The ^1H NMR spectrum of compound 48

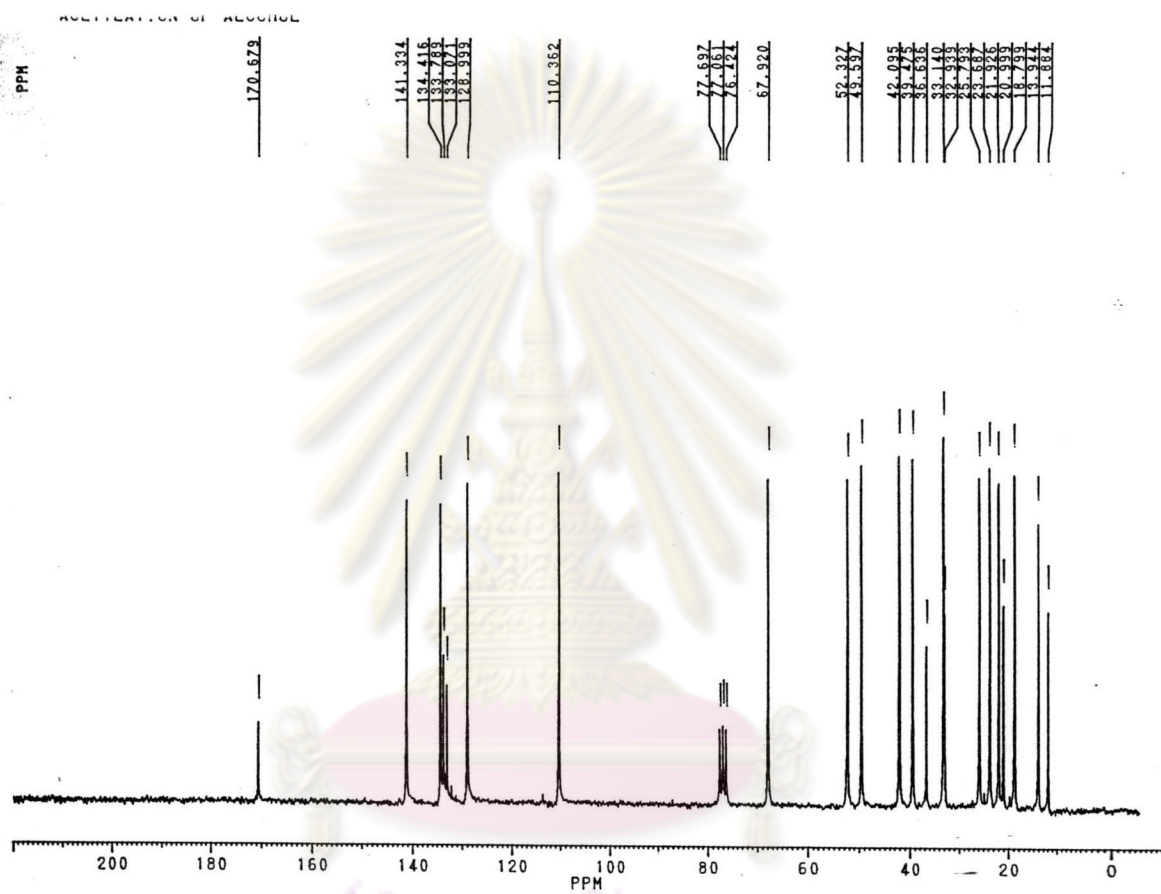


Figure 6.5 The ^{13}C NMR spectrum of compound 48

ศูนย์วิจัยทรัพยากร
จุฬาลงกรณ์มหาวิทยาลัย

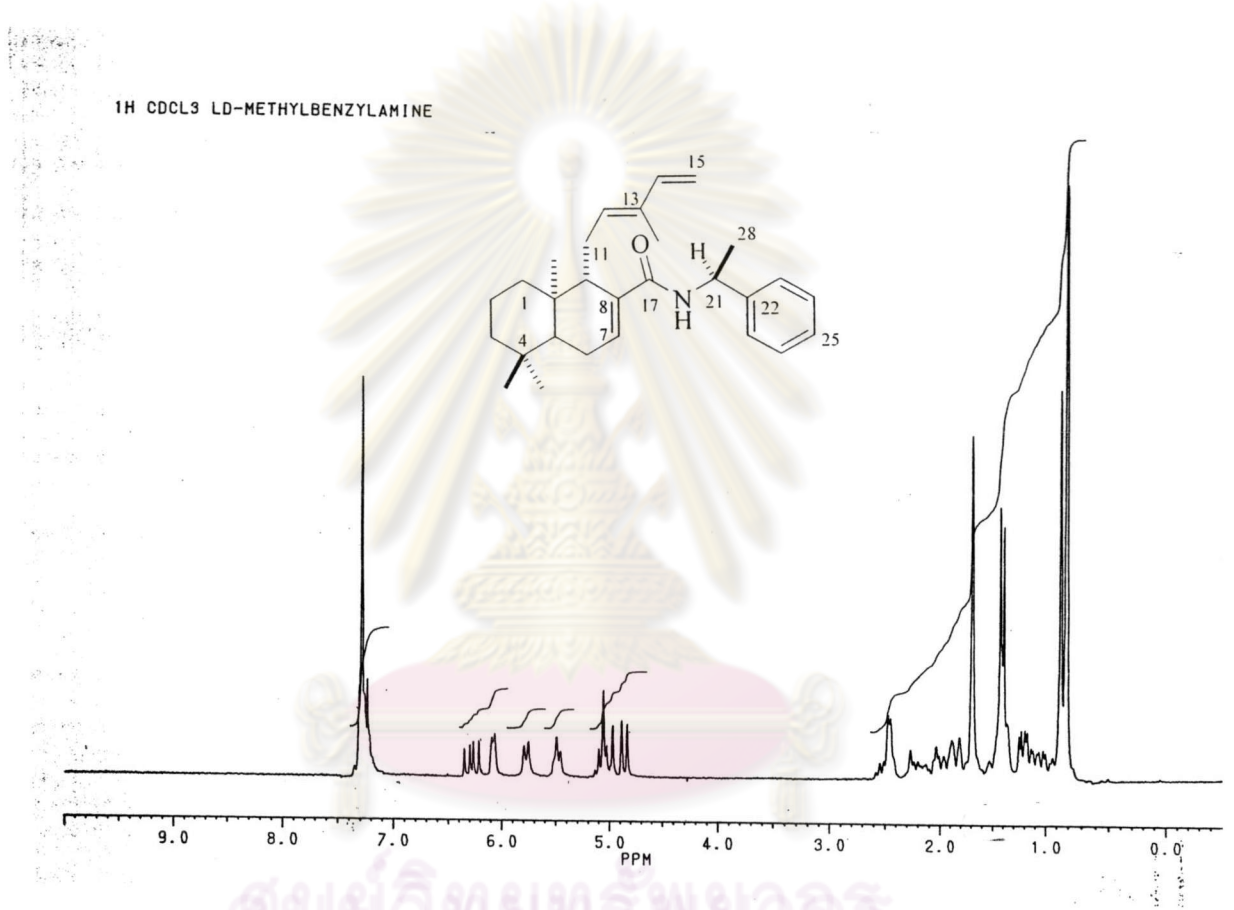


Figure 6.6 The ¹H NMR spectrum of compound 49

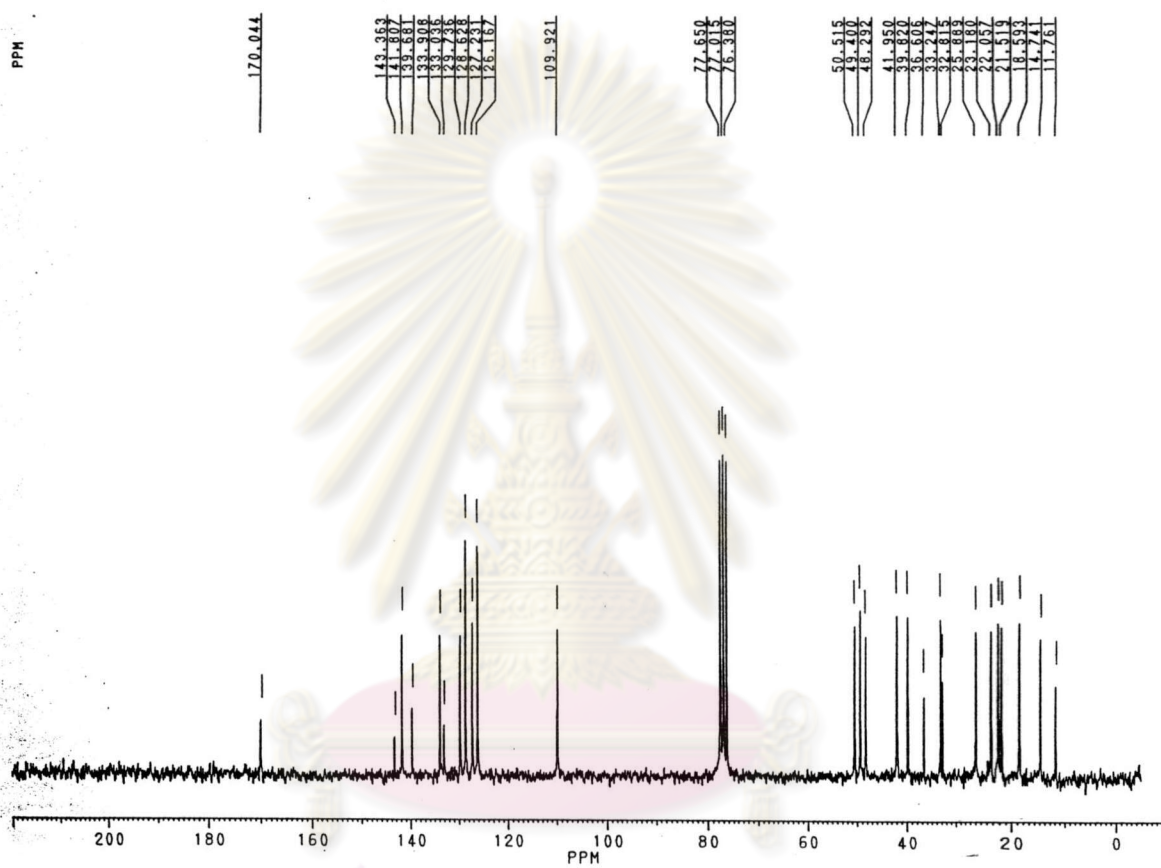


Figure 6.7 The ^{13}C NMR spectrum of compound 49

ศูนย์วิจัยทรัพยากร
จุฬาลงกรณ์มหาวิทยาลัย

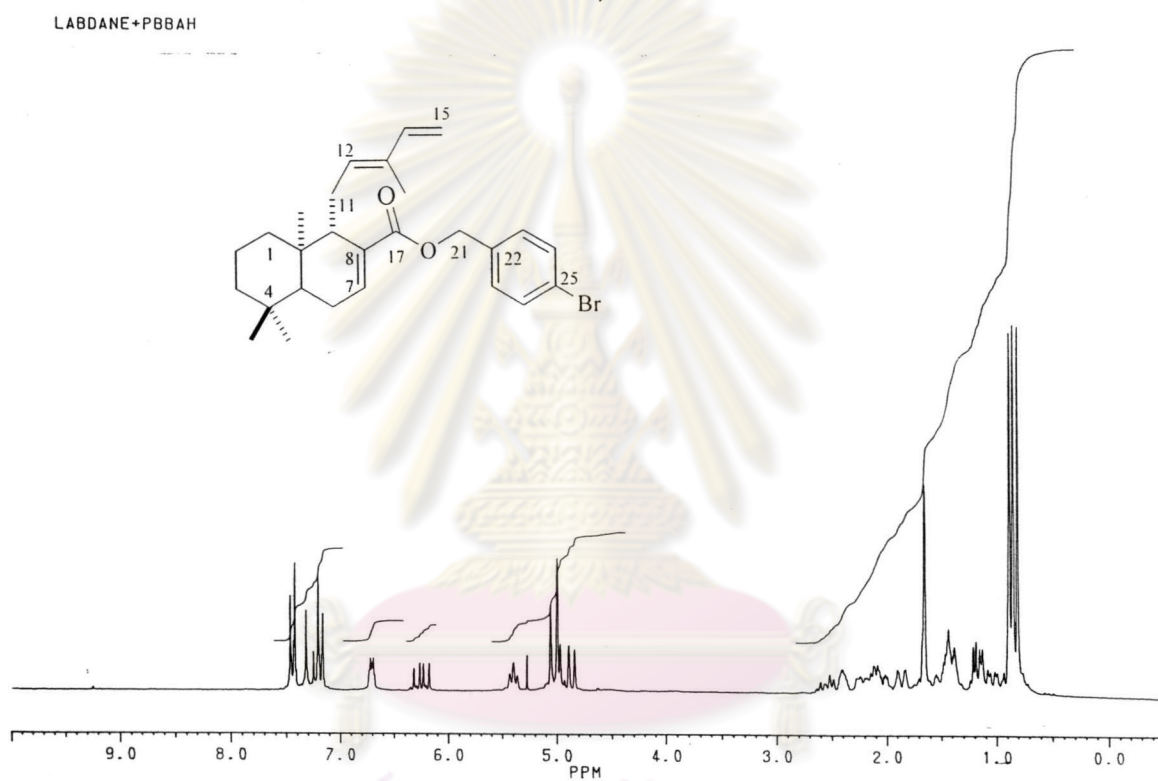


Figure 6.8 The ^1H NMR spectrum of compound 50

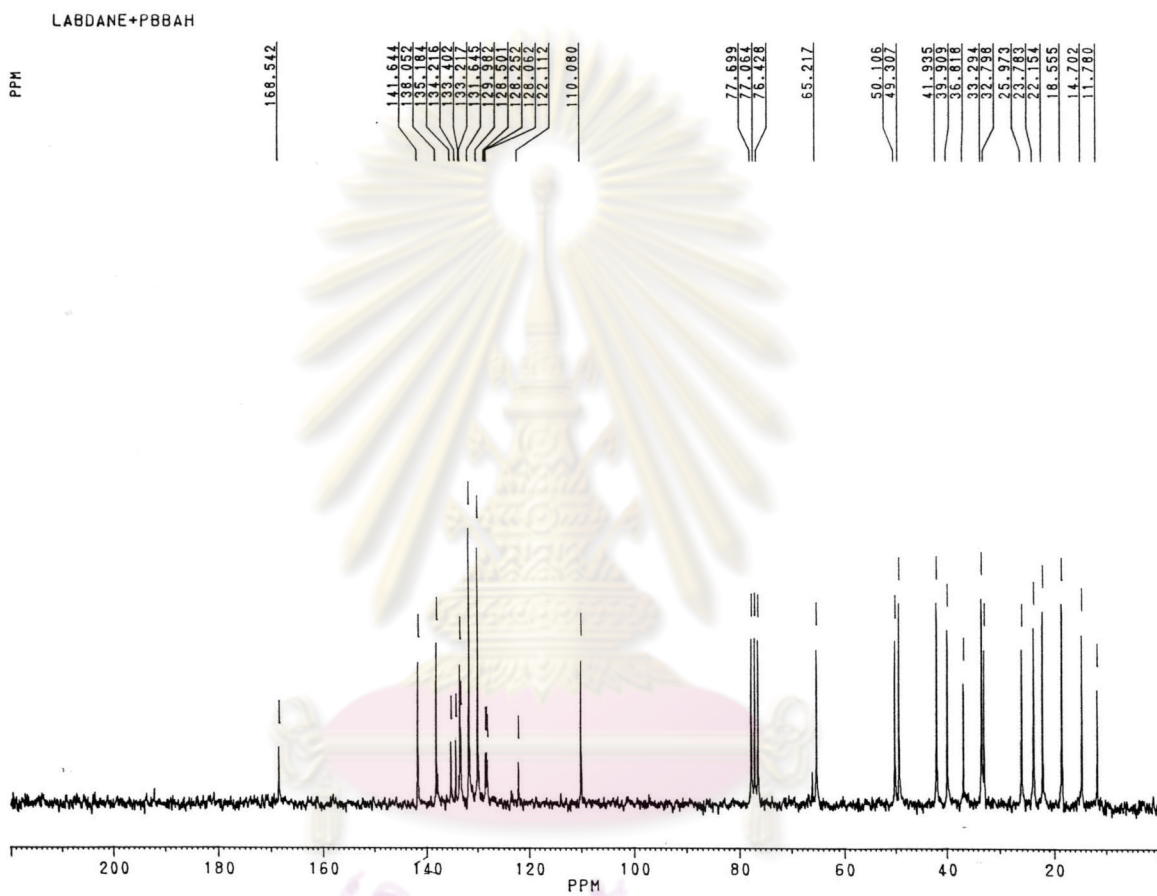
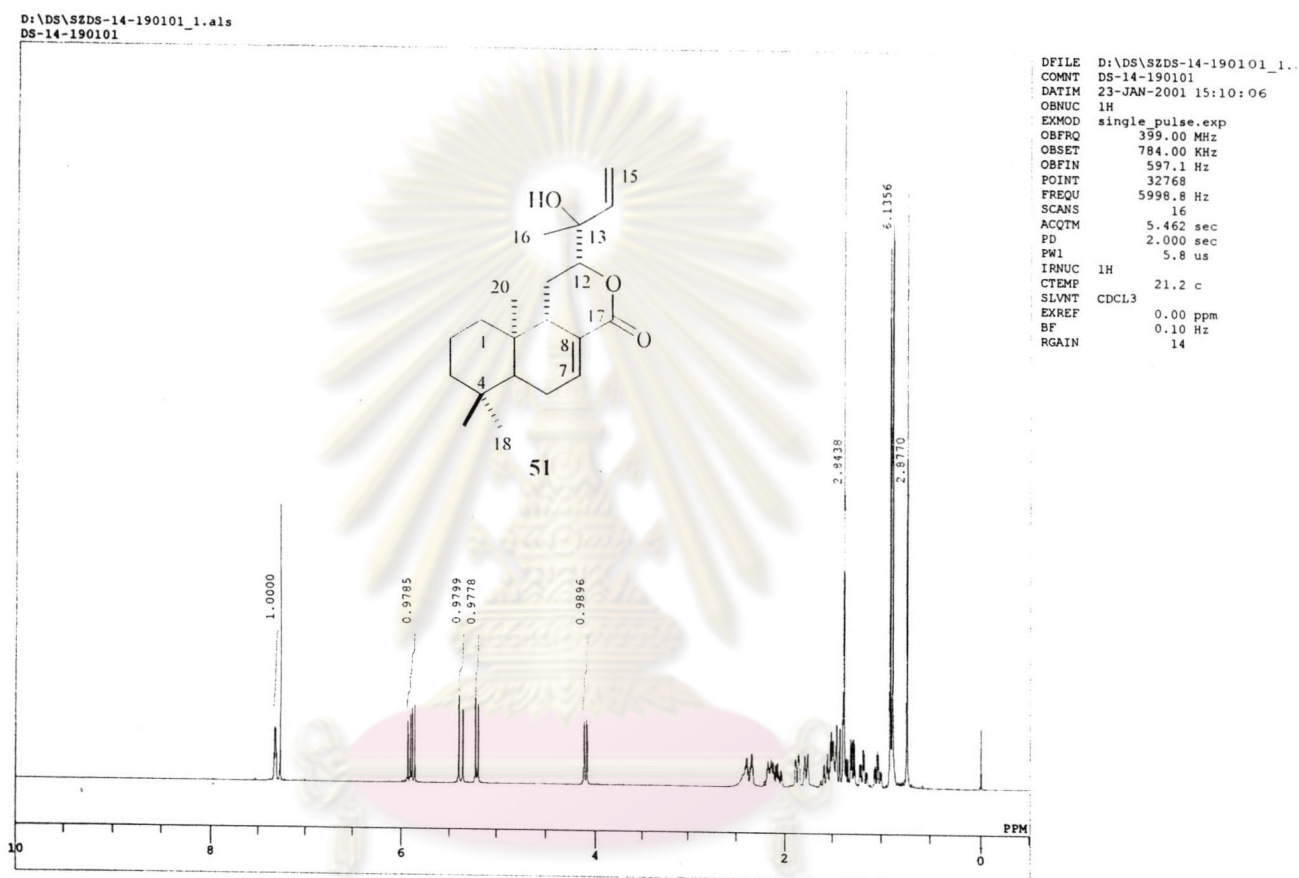


Figure 6.9 The ^{13}C NMR spectrum of compound 50

ศูนย์วิจัยทรัพยากร
จุฬาลงกรณ์มหาวิทยาลัย



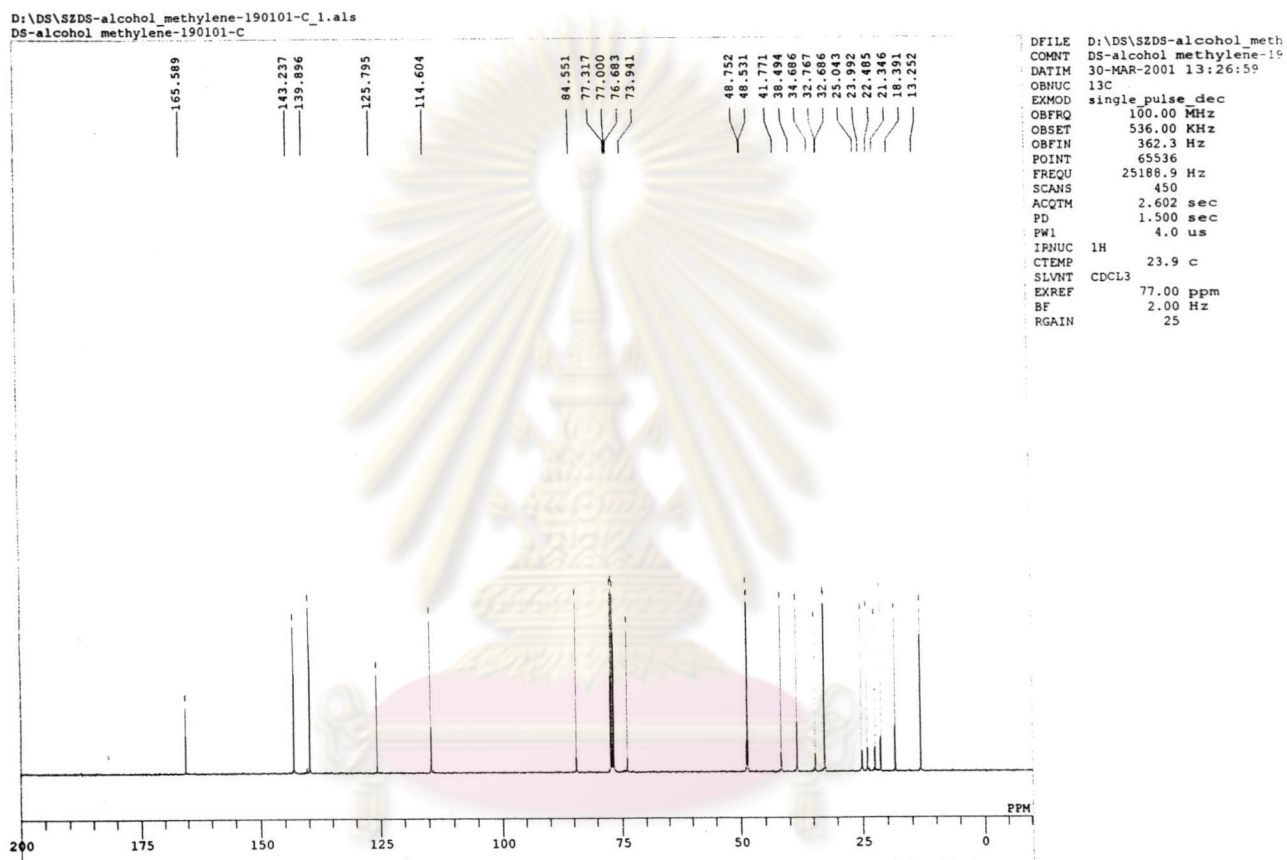


Figure 6.11 The ^{13}C NMR spectrum of compound 51

ศูนย์วิจัยทรัพยากร
จุฬาลงกรณ์มหาวิทยาลัย

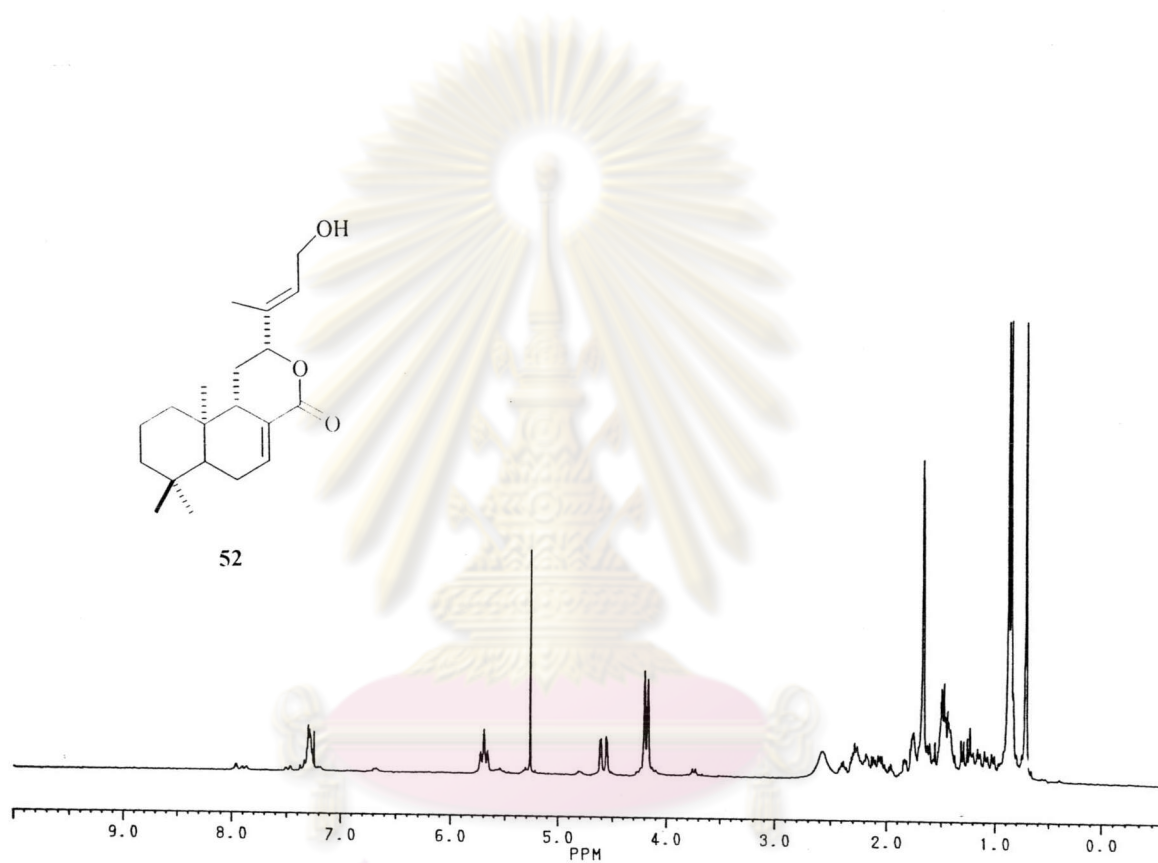


Figure 6.12 The ^1H NMR spectrum of compound 52

ศูนย์วิจัยทรัพยากร
จุฬาลงกรณ์มหาวิทยาลัย

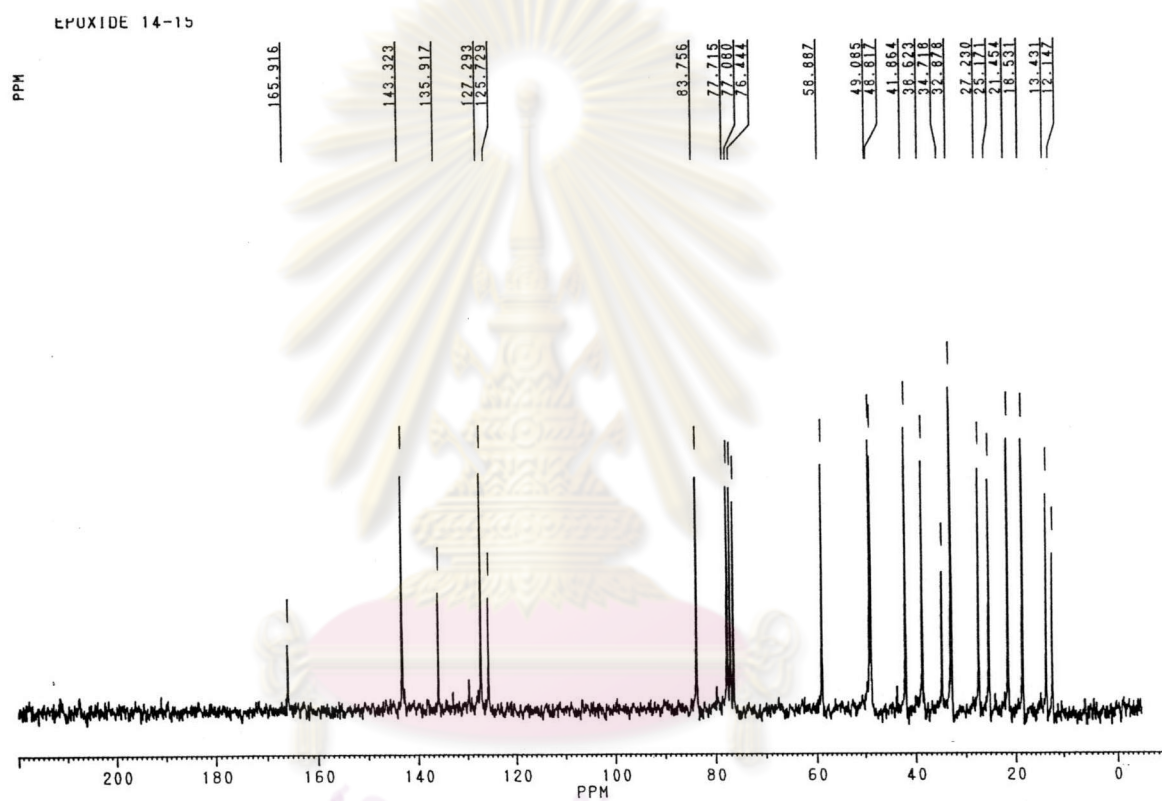


Figure 6.13 The ^{13}C NMR spectrum of compound 52

ศูนย์วิจัยทรัพยากร
จุฬาลงกรณ์มหาวิทยาลัย

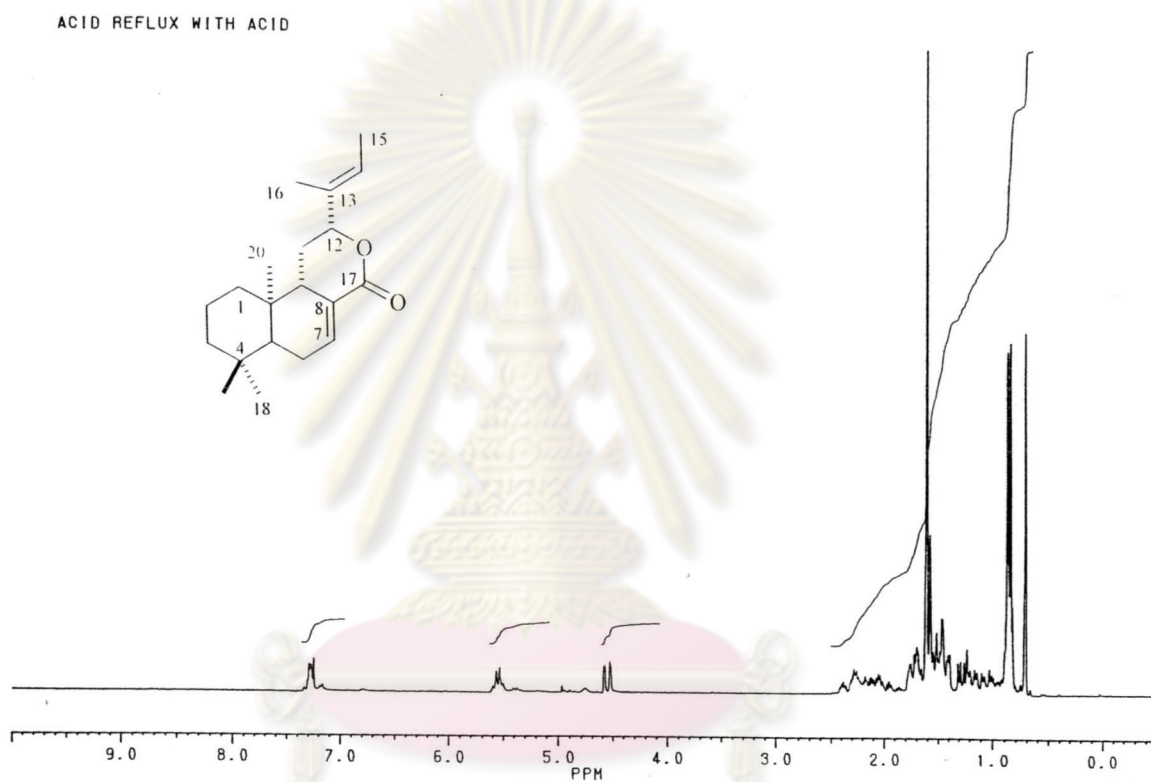


Figure 6.14 The ^1H NMR spectrum of compound 53

ศูนย์วิจัยทรัพยากร
จุฬาลงกรณ์มหาวิทยาลัย

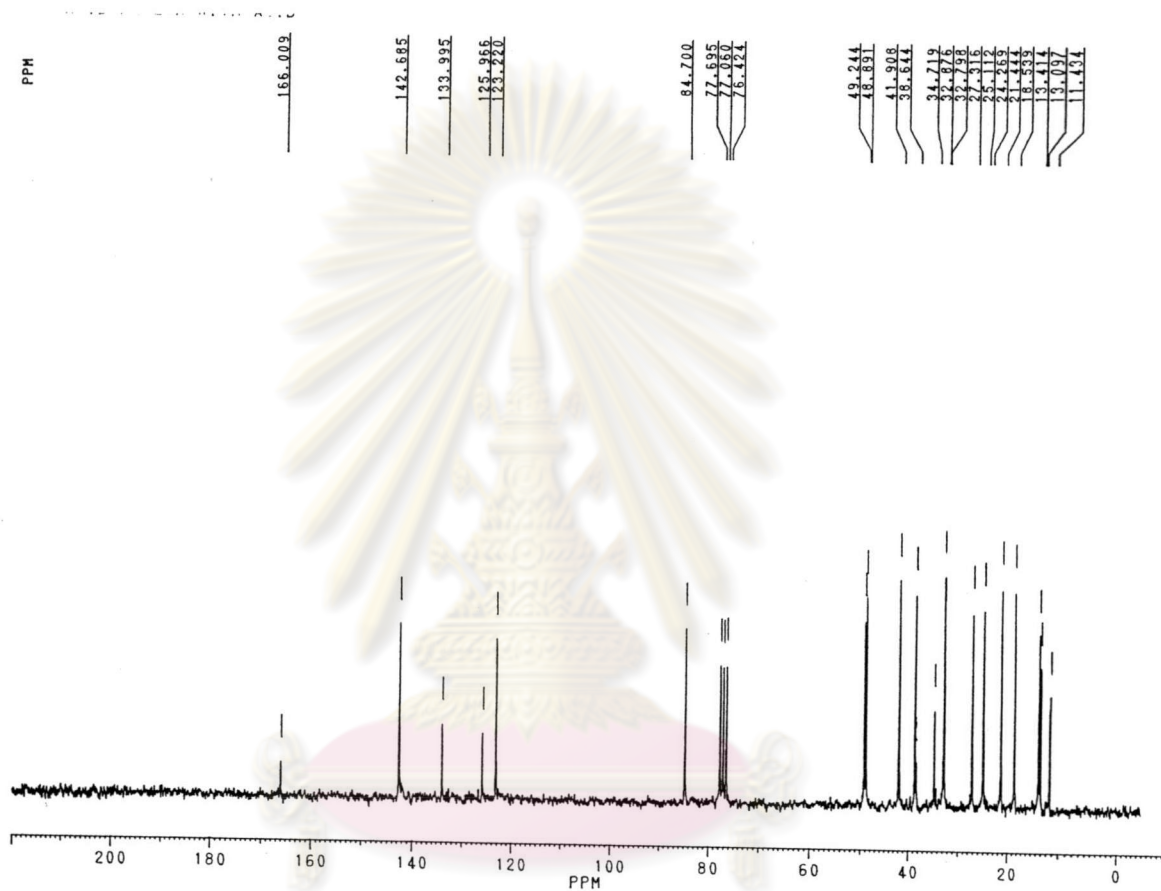


Figure 6.15 The ^{13}C NMR spectrum of compound 53

ศูนย์วิจัยทรัพยากร
จุฬาลงกรณ์มหาวิทยาลัย

LT SBH F5

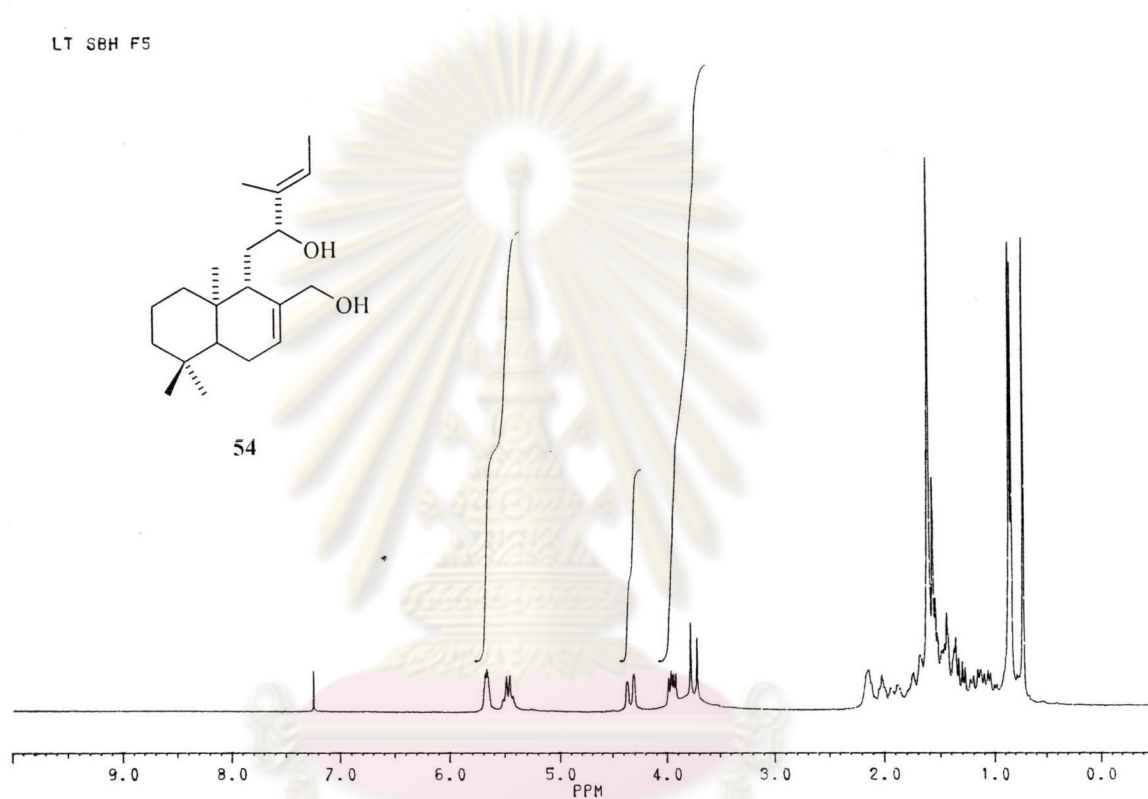


Figure 6.16 The ^1H NMR spectrum of compound 54

ศูนย์วิจัยทรัพยากร
จุฬาลงกรณ์มหาวิทยาลัย

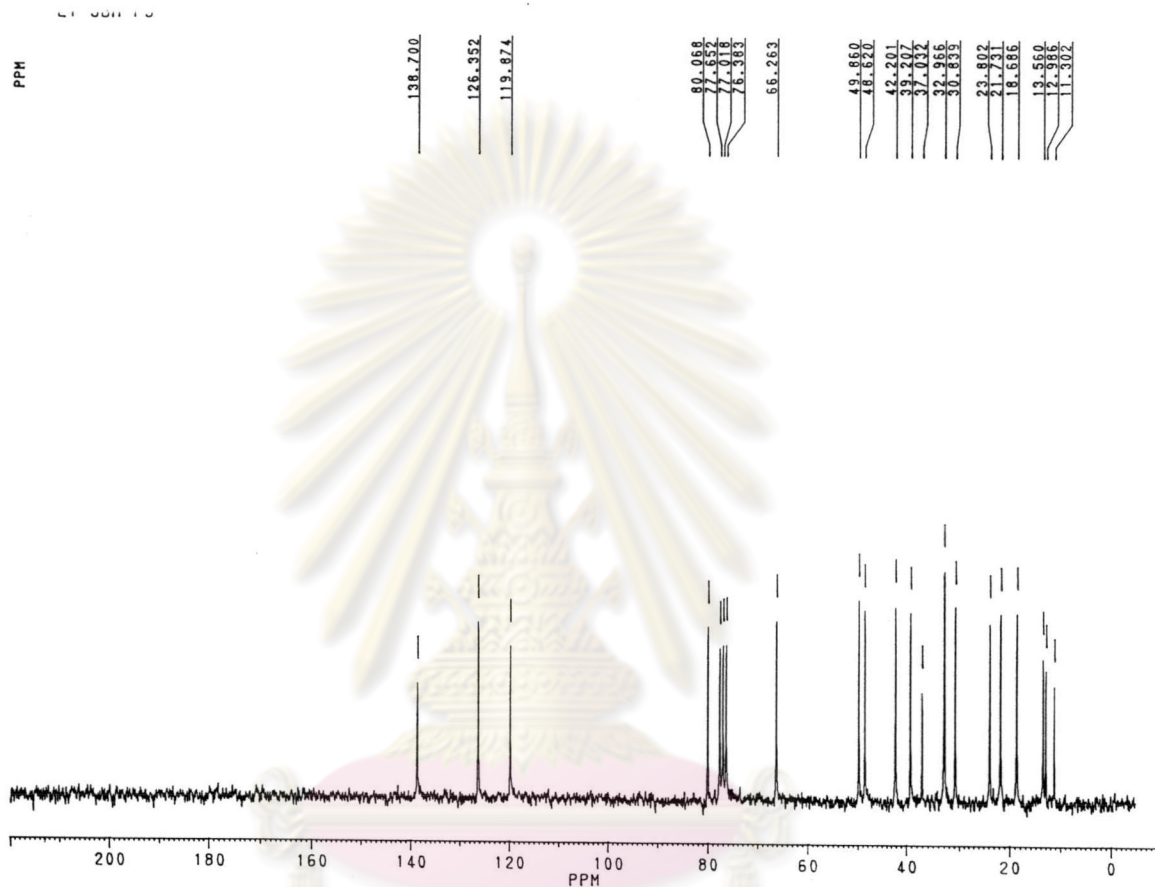


Figure 6.17 The ^{13}C NMR spectrum of compound 54

ศูนย์วิจัยทรัพยากร
จุฬาลงกรณ์มหาวิทยาลัย

LT SBH F2

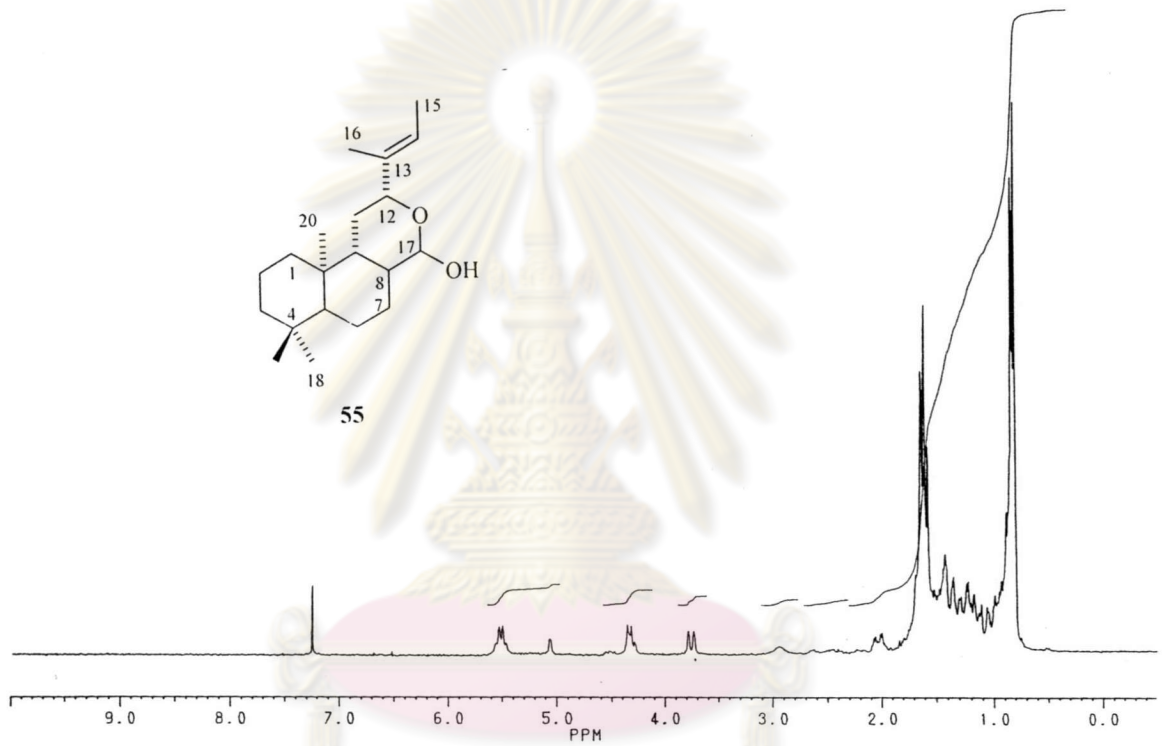


Figure 6.18 The ^1H NMR spectrum of compound 55

ศูนย์วิจัยทรัพยากร
จุฬาลงกรณ์มหาวิทยาลัย

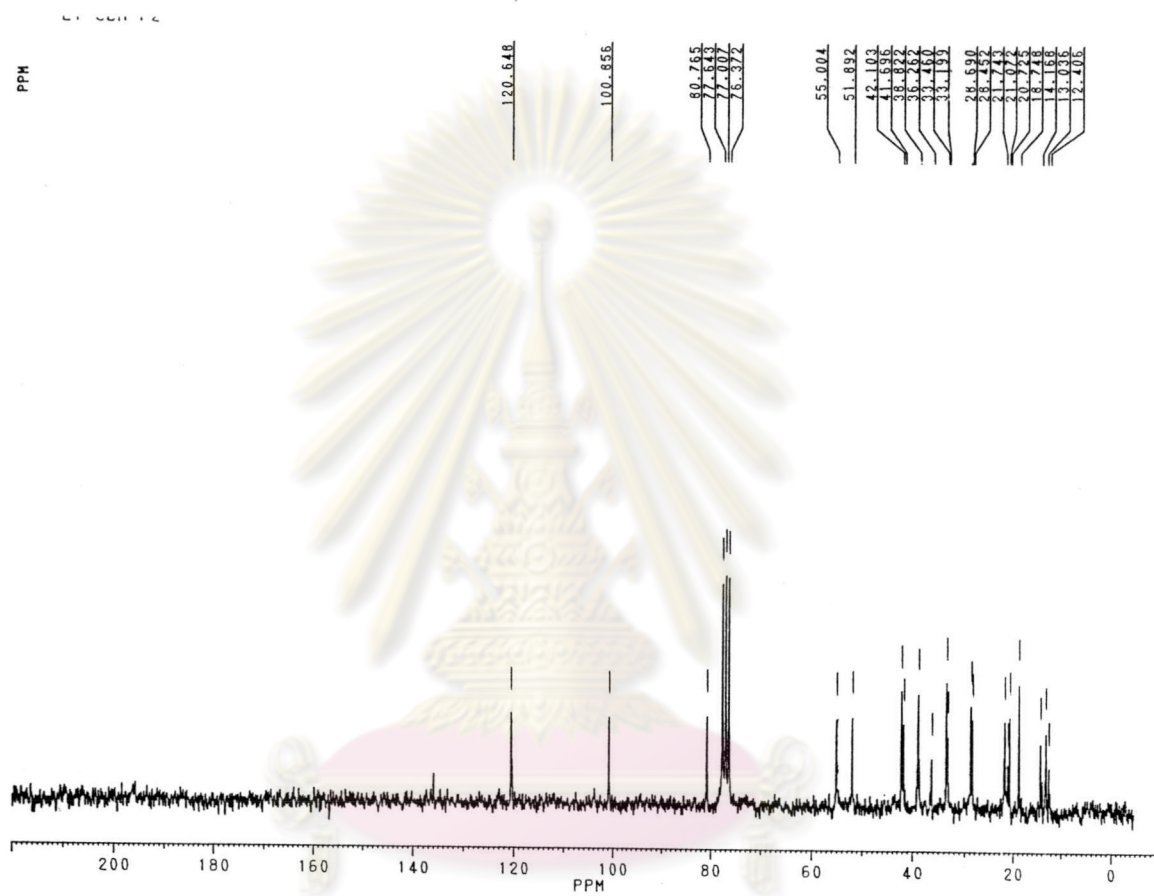


Figure 6.19 The ^{13}C NMR spectrum of compound 55

ศูนย์วิจัยทรัพยากร
จุฬาลงกรณ์มหาวิทยาลัย

LT SBH F3

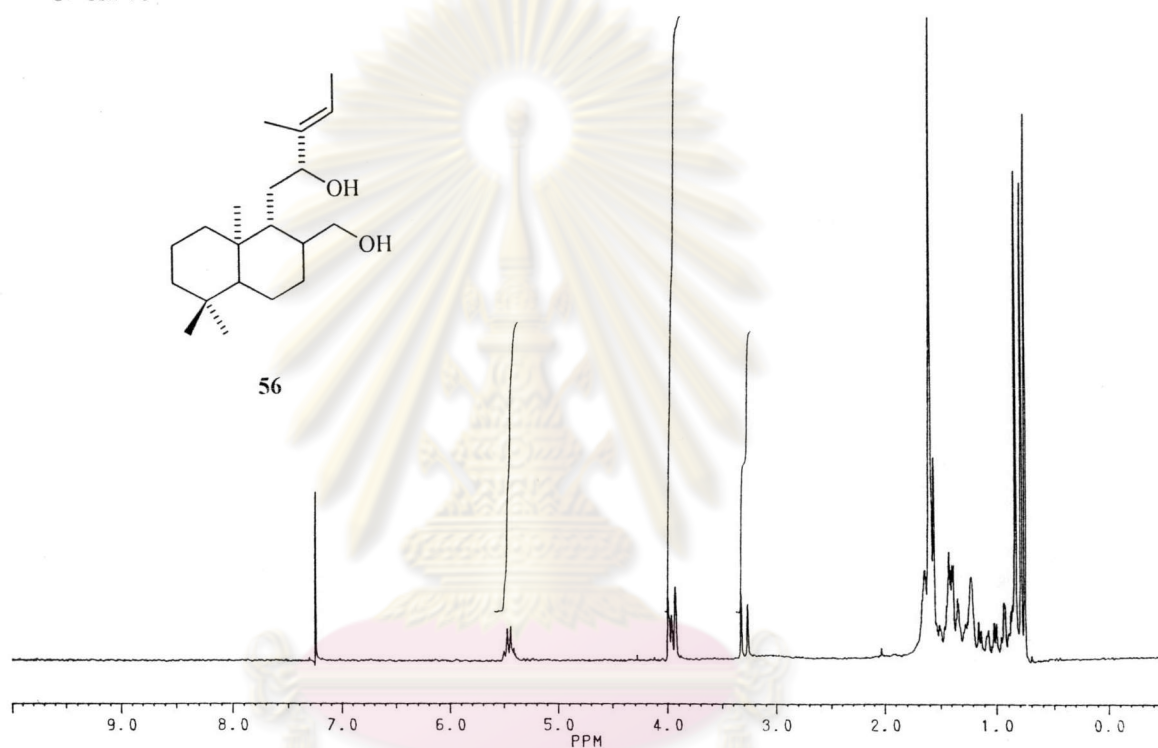


Figure 6.20 The ¹H NMR spectrum of compound 56

ศูนย์วิจัยทรัพยากร
จุฬาลงกรณ์มหาวิทยาลัย

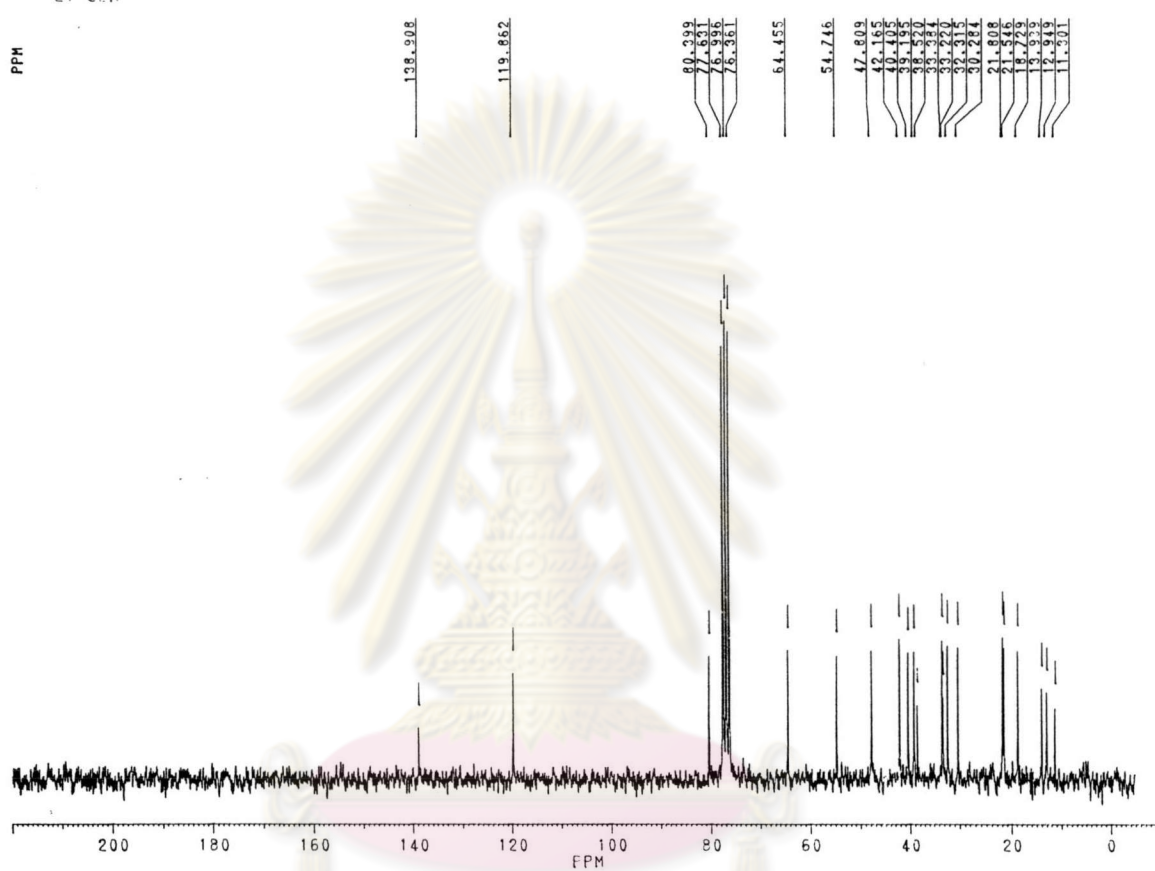


Figure 6.21 The ^{13}C NMR spectrum of compound 56

ศูนย์วิจัยทรัพยากร
จุฬาลงกรณ์มหาวิทยาลัย

D:\DS\SZTKDS-6-170101_1.als
DS-6-170101

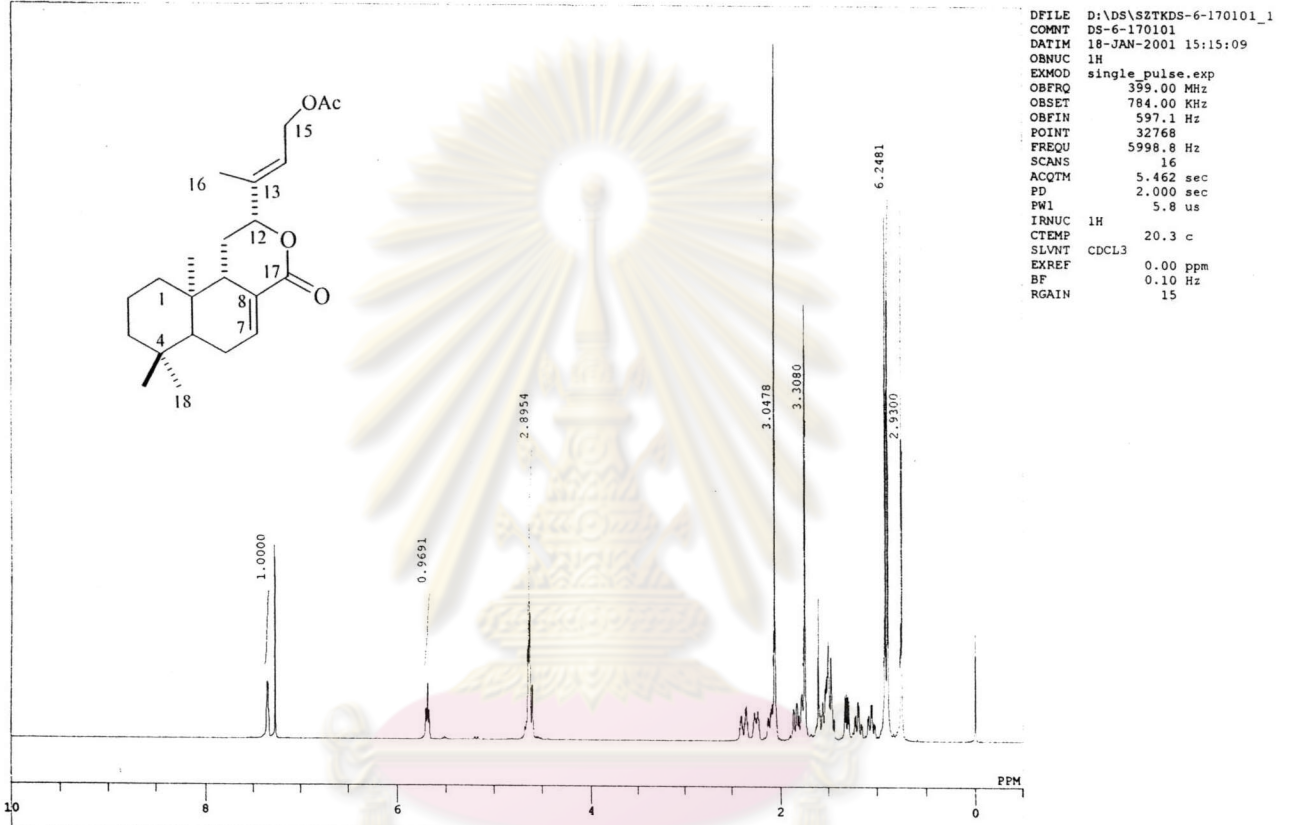


Figure 6.22 The ^1H NMR spectrum of compound 60

ศูนย์วิทยุทรัพยากร
จุฬาลงกรณ์มหาวิทยาลัย

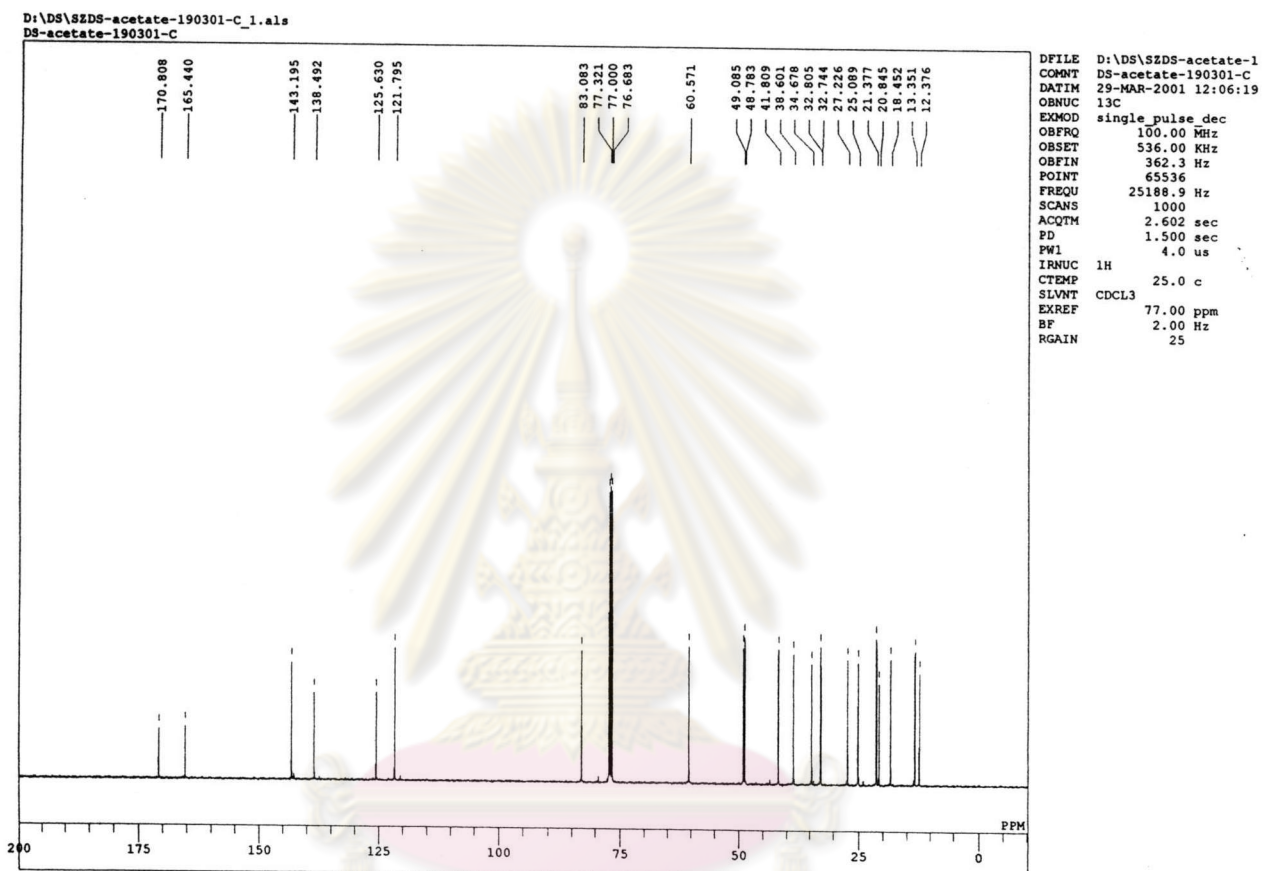


Figure 6.23 The ^{13}C NMR spectrum of compound 60

ศูนย์วิทยุทรัพยากร
จุฬาลงกรณ์มหาวิทยาลัย

D:\DS\SZDS-10-020201_1.a1
DS-10-020201

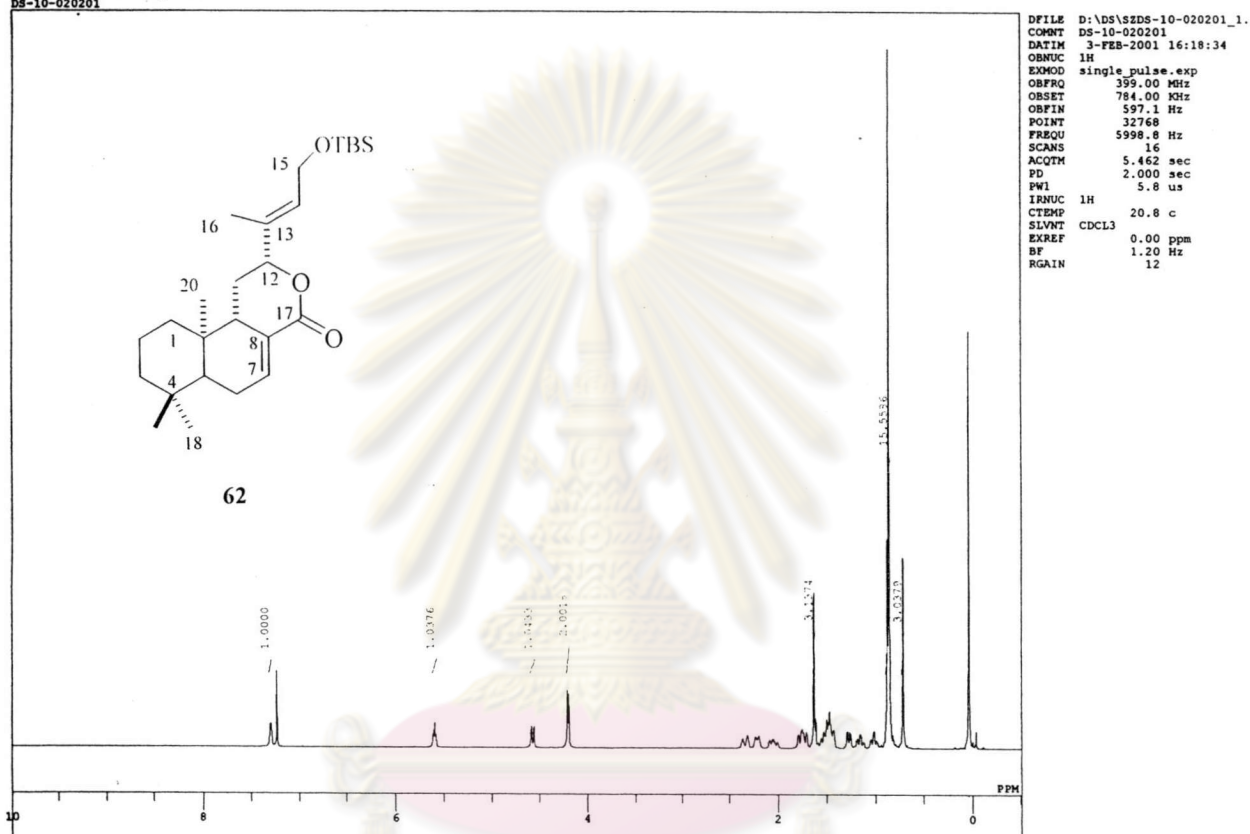
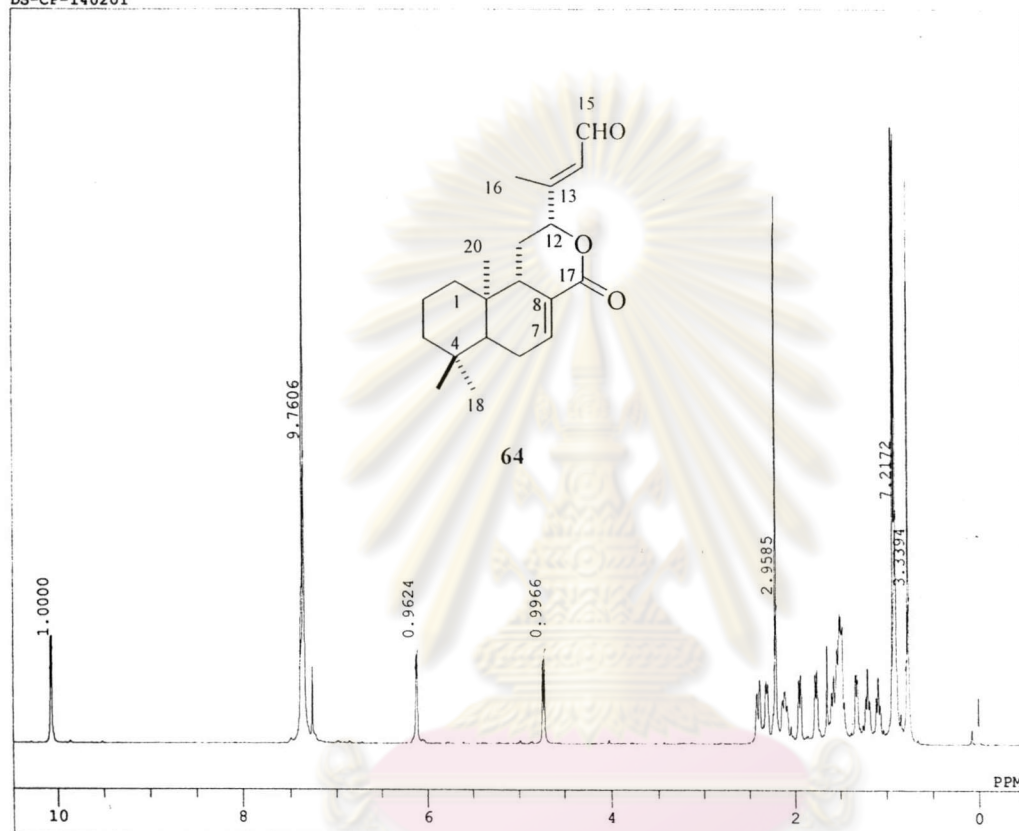


Figure 6.24 The ^1H NMR spectrum of compound 62

ศูนย์วิจัยทรัพยากร
จุฬาลงกรณ์มหาวิทยาลัย

D:\DS\SZTKDS-CP-140201_1.als
DS-CP-140201



D:\DS\SZTKDS-CP-140201_1.als
COMNT DS-CP-140201
DATIM 14-FEB-2001 19:04:
OBNUC 1H
EXMOD single_pulse.exp
OBFRQ 600.00 MHz
OBSET 175.00 KHz
OBFIN 905.7 Hz
POINT 32768
FREQU 9009.0 Hz
SCANS 32
ACQTM 3.637 sec
PD 2.000 sec
PW1 7.7 us
IRNUC 1H
CTEMP 21.5 c
SLVNT CDCL3
EXREF 0.00 ppm
BF 0.16 Hz
RGAIN 14

Figure 6.25 The ¹H NMR spectrum of compound 64

ศูนย์วิจัยทรัพยากร
จุฬาลงกรณ์มหาวิทยาลัย

D:\DS\SZDS-8-150201_3.als
DS-8-150201

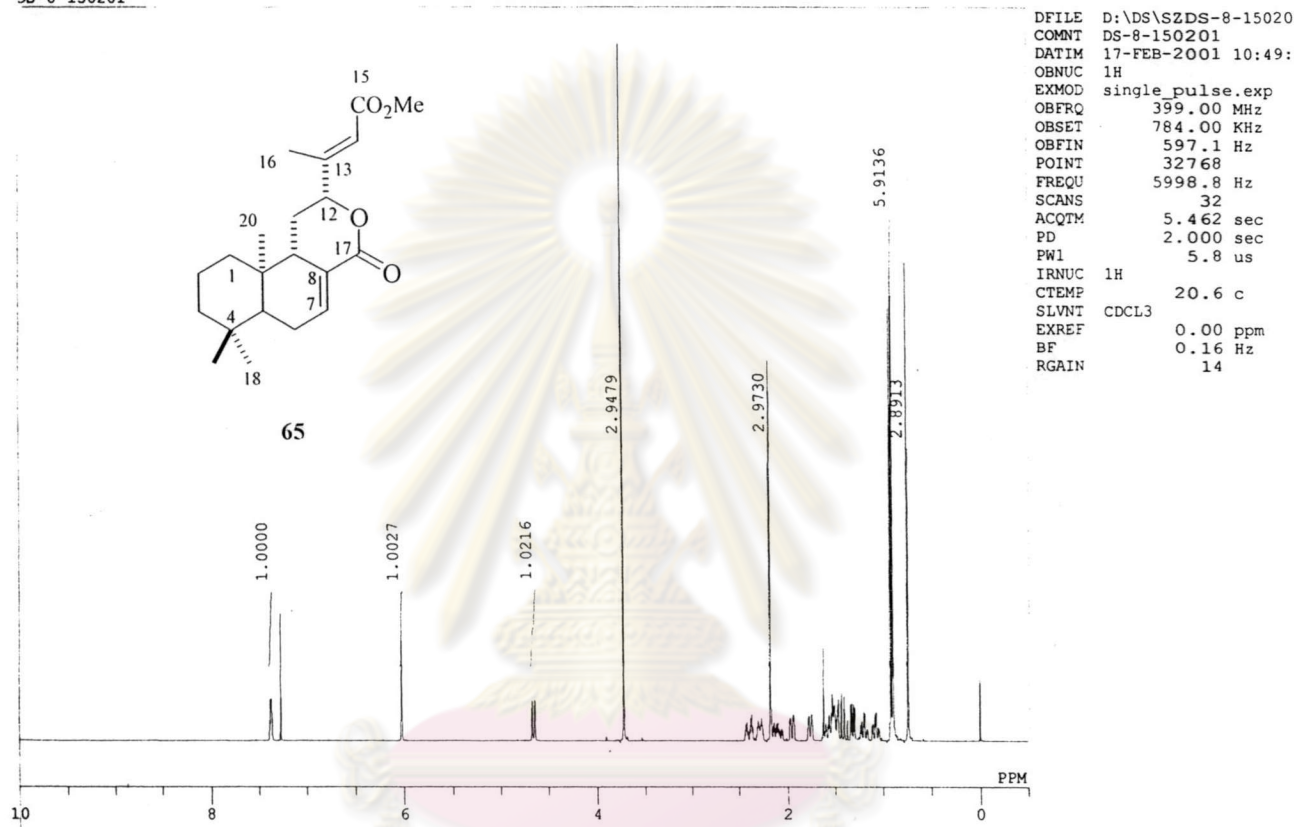
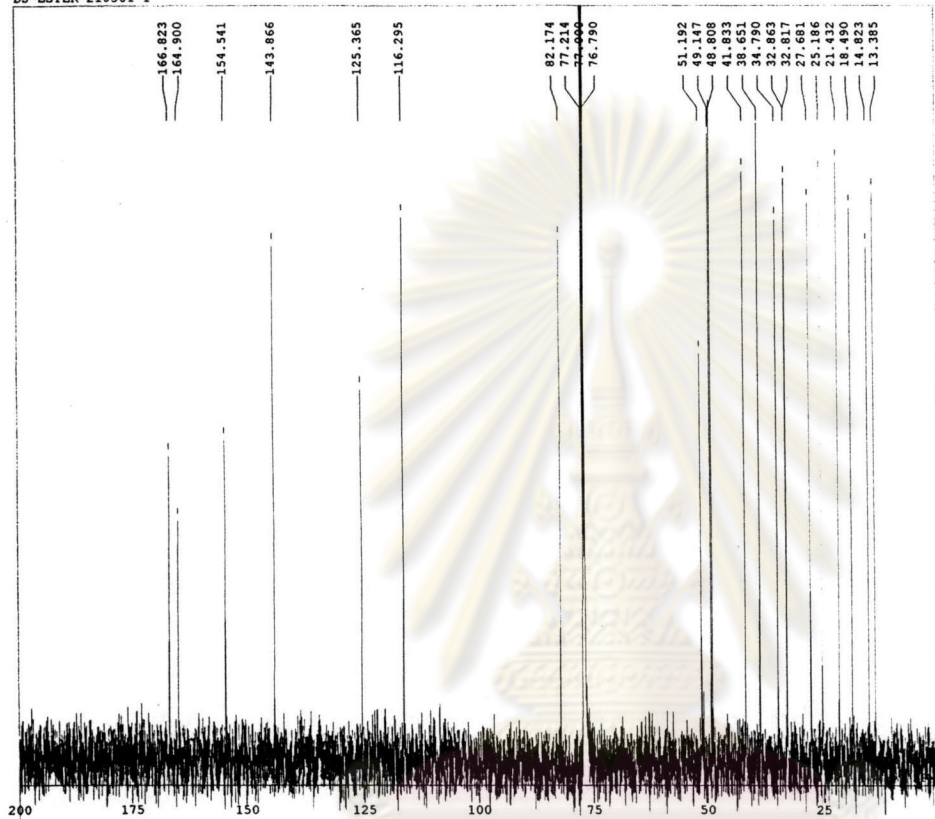


Figure 6.26 The ^1H NMR spectrum of compound 65

ศูนย์วิจัยทรัพยากร
จุฬาลงกรณ์มหาวิทยาลัย

D:\600\DS-ester-210301-1\SZDS-ESTER-210301-1-C.als
DS-ESTER-210301-1

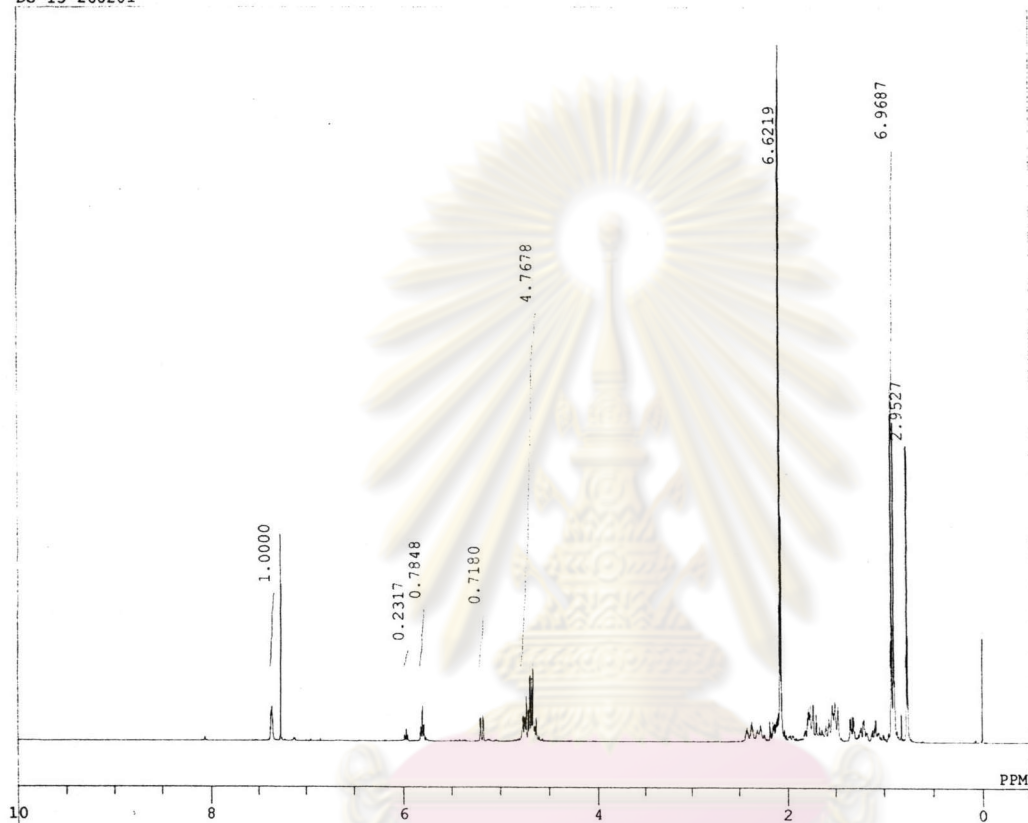


D:\600\DS-ester-210301-1\SZDS-ESTER
COMNT DS-ESTER-210301-1
DATIM 27-MAR-2001 11:51:11
OBNUC 13C
EXMOD single pulse bil
CBFRQ 150.00 MHz
CBSET 930.00 KHz
CBFIN 32.7 Hz
POINT 65536
FREQU 37735.8 Hz
SCANS 667
ACQTM 1.737 sec
PD 1.500 sec
PW1 3.6 us
IPNUC 1H
CTEMP 24.7 c
S1VNT CDCL3
EXREF 77.00 ppm
BF 2.00 Hz
PGAIN 27

Figure 6.27 The ^{13}C NMR spectrum of compound 65

ศูนย์วิจัยทรัพยากร
จุฬาลงกรณ์มหาวิทยาลัย

D:\DS\SZDS-13-260201_1.als
DS-13-260201



```

DFILE D:\DS\SZDS-13-2602
COMNT DS-13-260201
DATIM 3-MAR-2001 11:32:
OBNUC 1H
EXMOD single_pulse.exp
OBFRQ 399.00 MHz
OBSET 784.00 KHz
OBFIN 597.1 Hz
POINT 32768
FREQU 5998.8 Hz
SCANS 16
ACQTM 5.462 sec
PD 2.000 sec
PW1 5.8 us
IRNUC 1H
CTEMP 25.0 c
SLVNT CDCL3
EXREF 0.00 ppm
BF 0.10 Hz
RGAIN 15

```

Figure 6.28 The ^1H NMR spectrum of compound 66a and 66b

ศูนย์วิจัยทรัพยากร
จุฬาลงกรณ์มหาวิทยาลัย

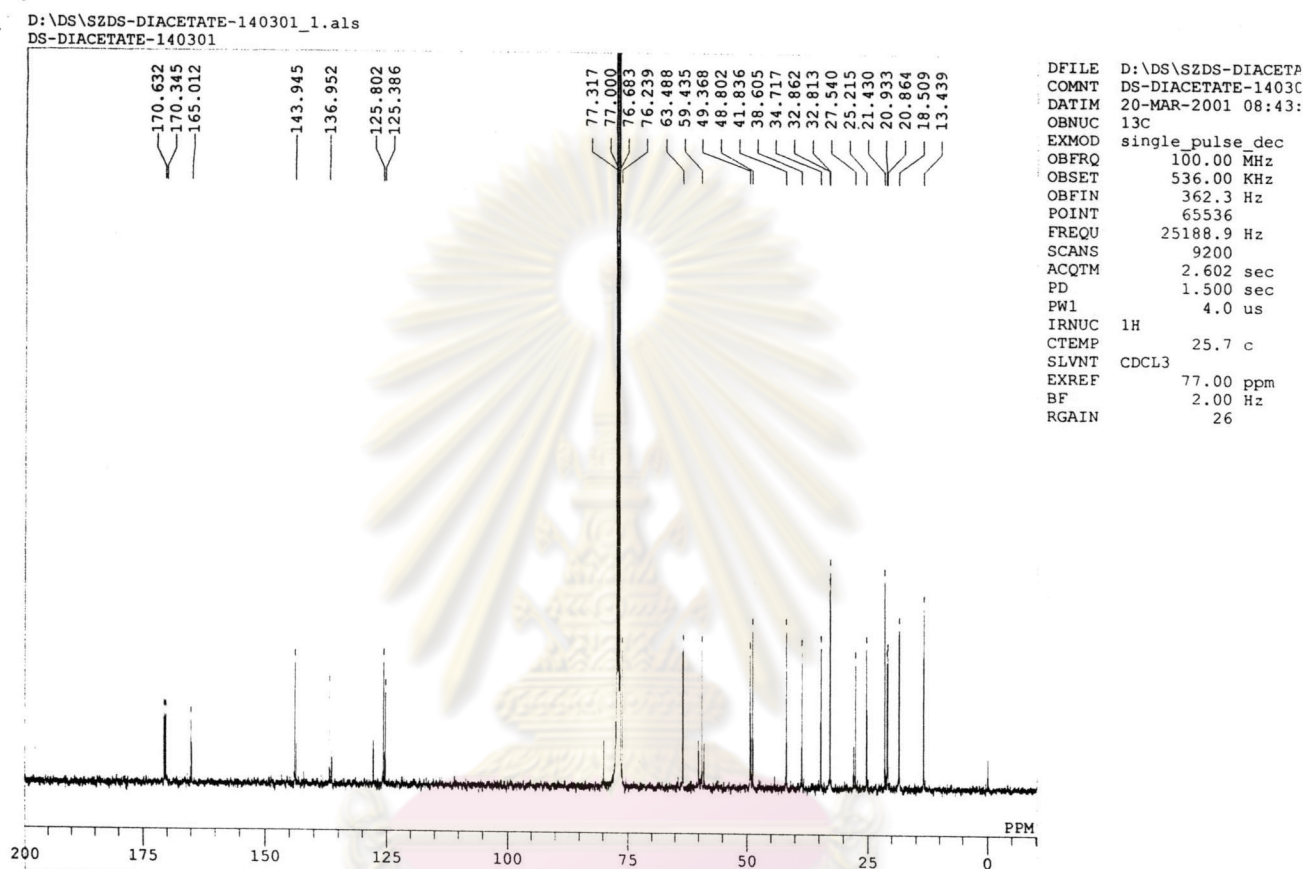


Figure 6.29 The ^{13}C NMR spectrum of compound 66a and 66b

ศูนย์วิจัยทรัพยากร
จุฬาลงกรณ์มหาวิทยาลัย

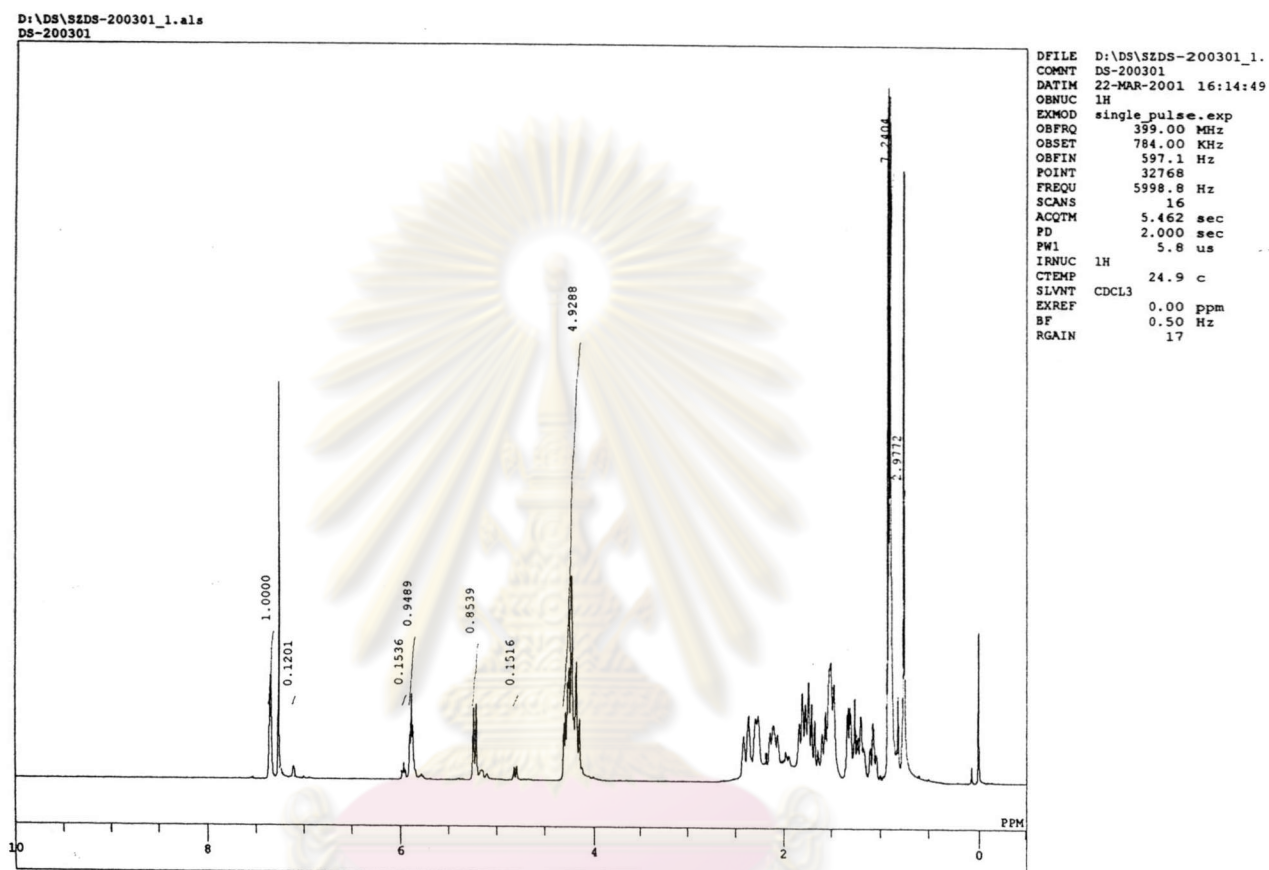


Figure 6.30 The ^1H NMR spectrum of compound 67a and 67b

ศูนย์วิจัยทรัพยากร
จุฬาลงกรณ์มหาวิทยาลัย

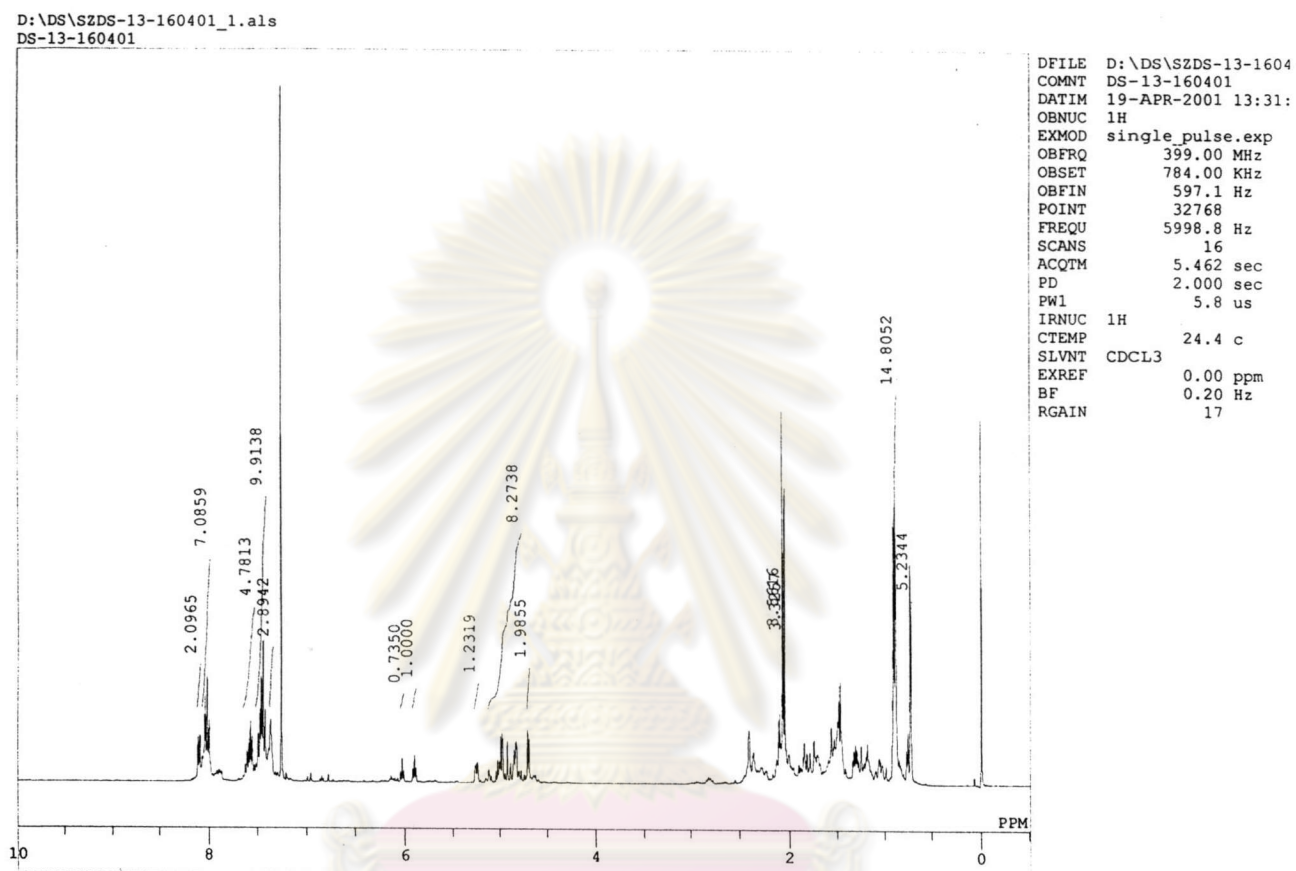
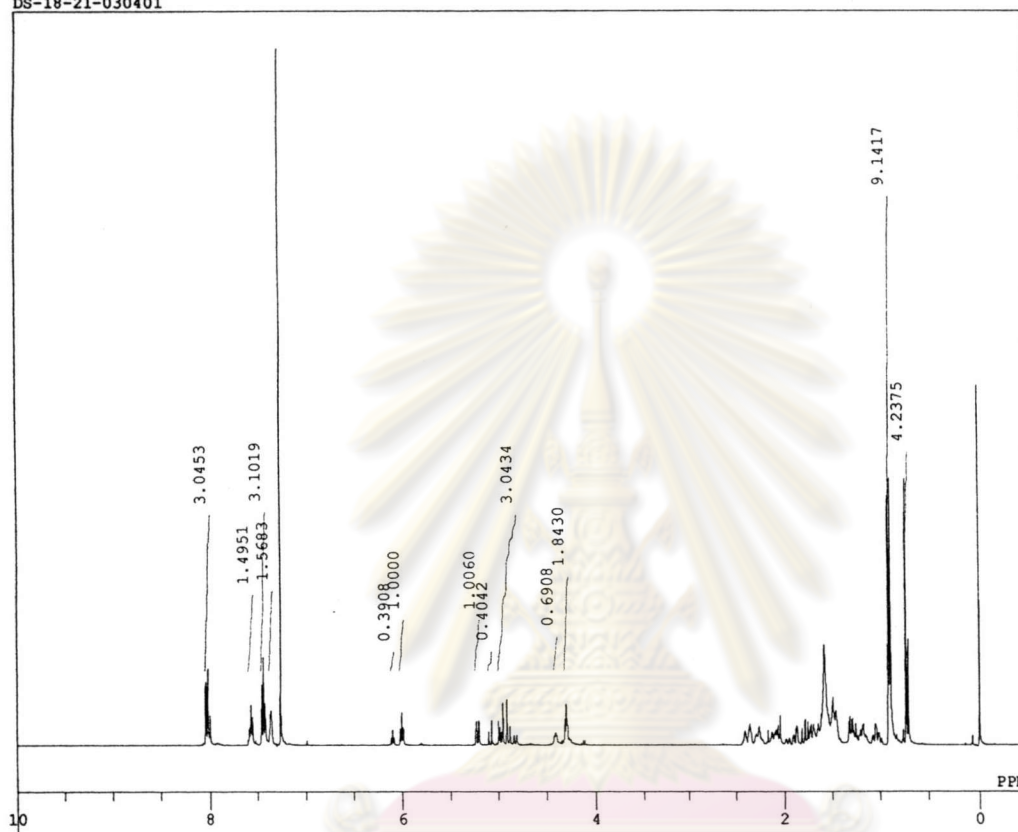


Figure 6.31 The ^1H NMR spectrum of compound 68a and 68b

ศูนย์วิจัยทรัพยากร
จุฬาลงกรณ์มหาวิทยาลัย

D:\DS\SZDS-18-21-030401_1.als
DS-18-21-030401



DFILE D:\DS\SZDS-18-2
COMNT DS-18-21-030401
DATIM 5-APR-2001 19:
OBNUC 1H
EXMOD single_pulse.ex
OBFRQ 399.00 MHz
OBSET 784.00 KHz
OBFIN 597.1 Hz
POINT 32768
FREQU 5998.8 Hz
SCANS 16
ACQTM 5.462 sec
PD 2.000 sec
PWL 5.8 us
IRNUC 1H
CTEMP 23.8 c
SLVNT CDCL3
EXREF 0.00 ppm
BF 0.20 Hz
RGAIN 20

Figure 6.32 The ^1H NMR spectrum of compound 69a and 69b

ศูนย์วิจัยทรัพยากร
จุฬาลงกรณ์มหาวิทยาลัย

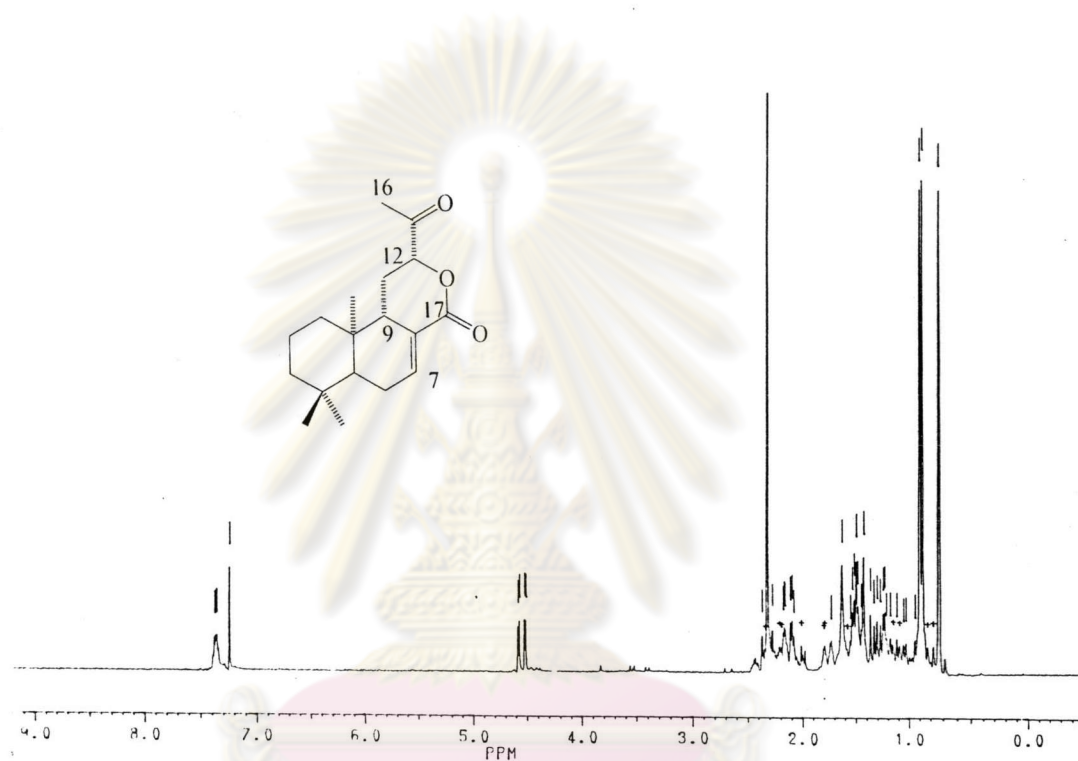


Figure 6.33 The ^1H NMR spectrum of compound 72

ศูนย์วิจัยทรัพยากร
จุฬาลงกรณ์มหาวิทยาลัย

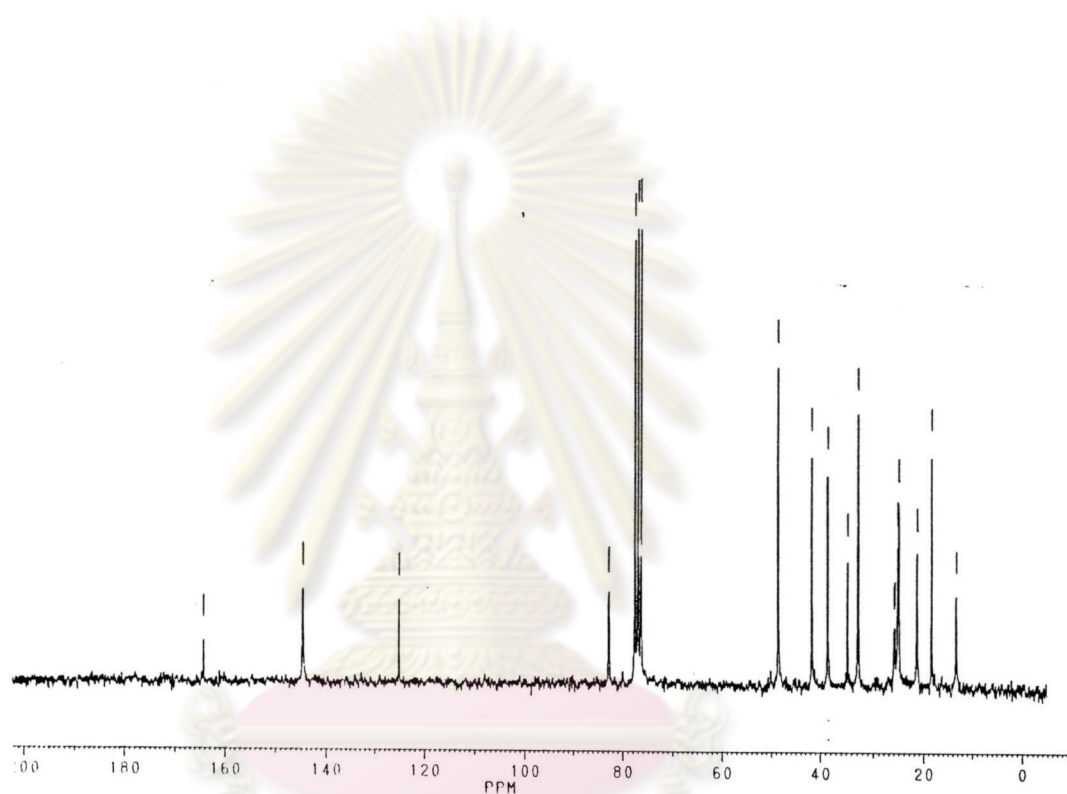


Figure 6.34 The ^{13}C NMR spectrum of compound 72

ศูนย์วิจัยทรัพยากร
จุฬาลงกรณ์มหาวิทยาลัย

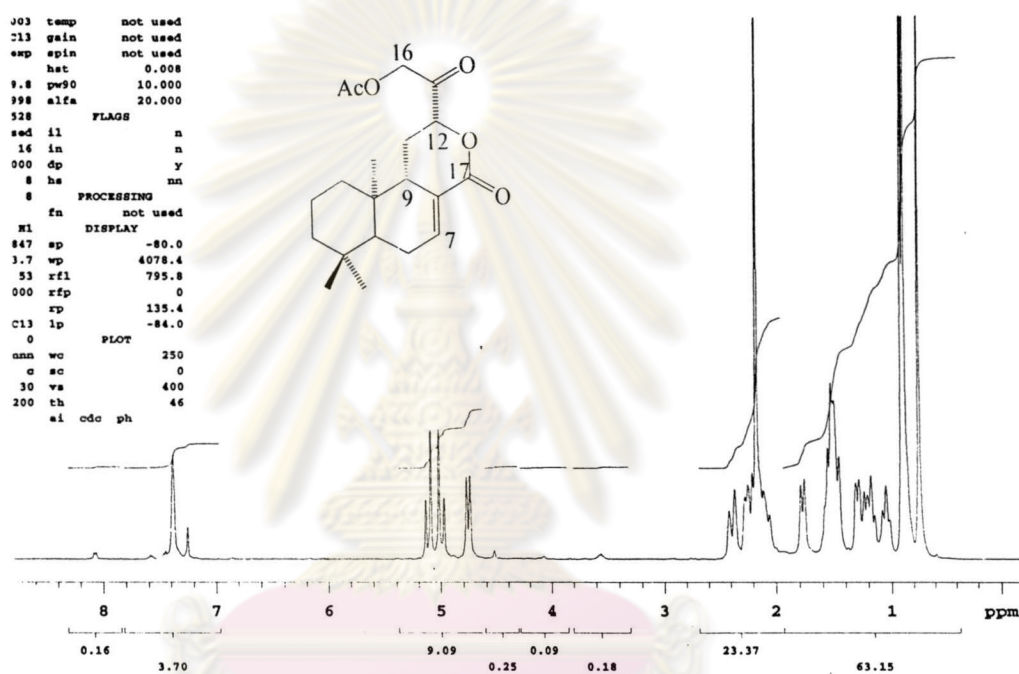


Figure 6.35 The ^1H NMR spectrum of compound 73

ศูนย์วิจัยทรัพยากร
 จุฬาลงกรณ์มหาวิทยาลัย

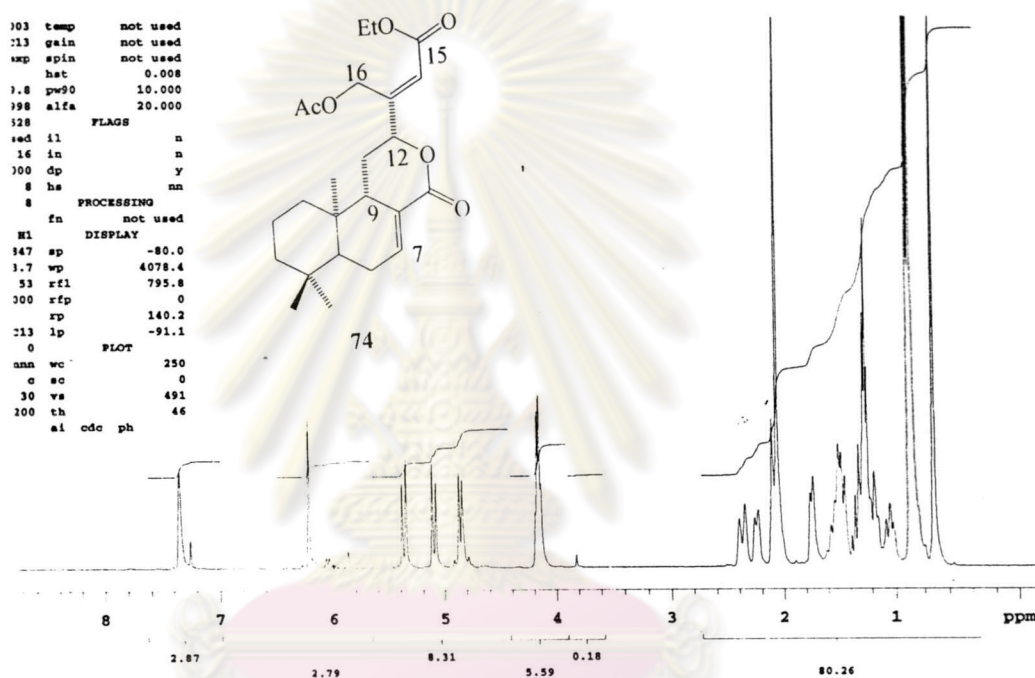


Figure 6.36 The ^1H NMR spectrum of compound 74

ศูนย์วิจัยทรัพยากร
 จุฬาลงกรณ์มหาวิทยาลัย

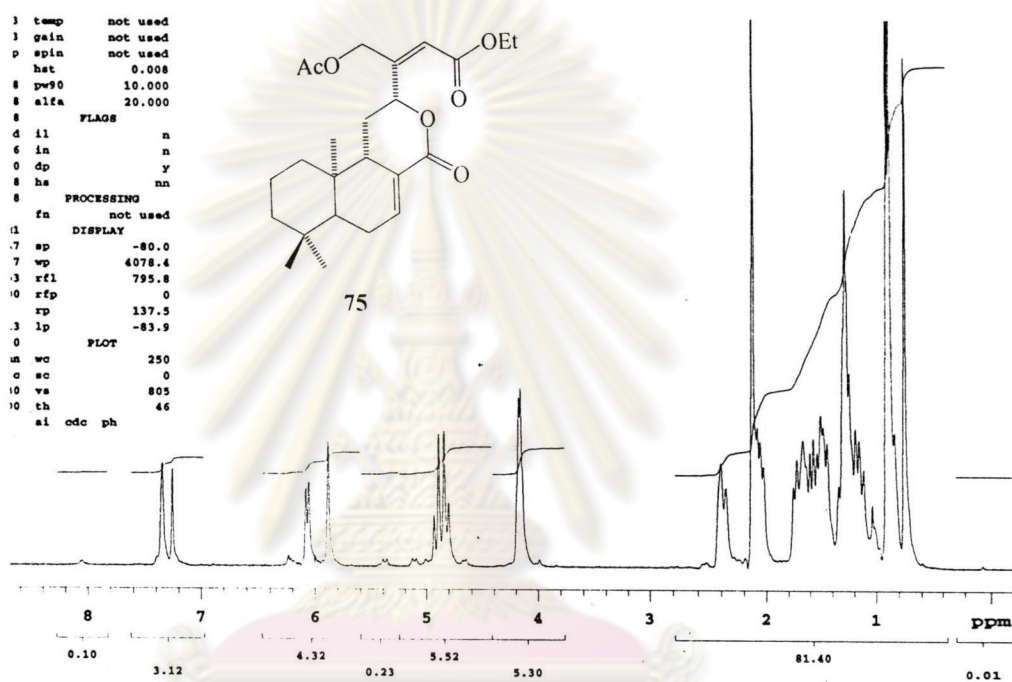


Figure 6.37 The ^1H NMR spectrum of compound 75

ศูนย์วิจัยทรัพยากร
 จุฬาลงกรณ์มหาวิทยาลัย

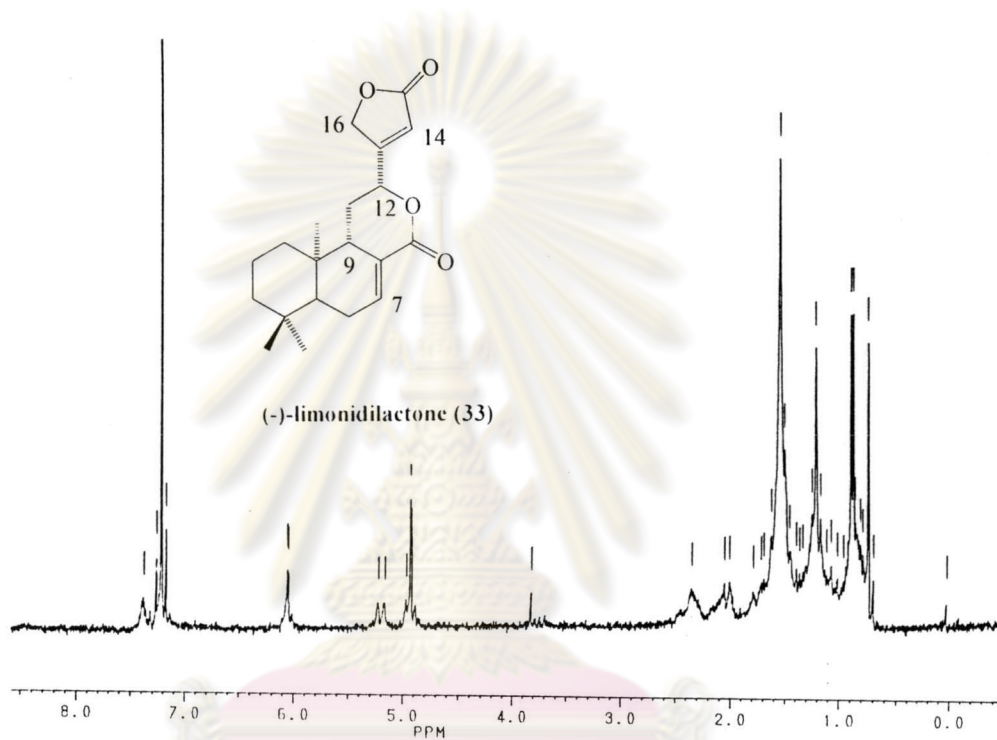


Figure 6.38 The ¹H NMR spectrum of compound 33

ศูนย์วิจัยทรัพยากร
จุฬาลงกรณ์มหาวิทยาลัย

VITA

Mr. Damrong Sommit was born on November 17, 1973 in Prachuapkirikhan province, Thailand. He graduated with Bachelor's degree of Chemistry in 1995 and Master's degree of Organic Chemistry in 1997, both from the Faculty of Science, Chulalongkorn University. Since 1998, he has studied for a Doctoral degree in Organic Chemistry of Department of Chemistry, Faculty of Science, Chulalongkorn University.



ศูนย์วิจัยทรัพยากรชีว
จุฬาลงกรณ์มหาวิทยาลัย