

REFERENCES

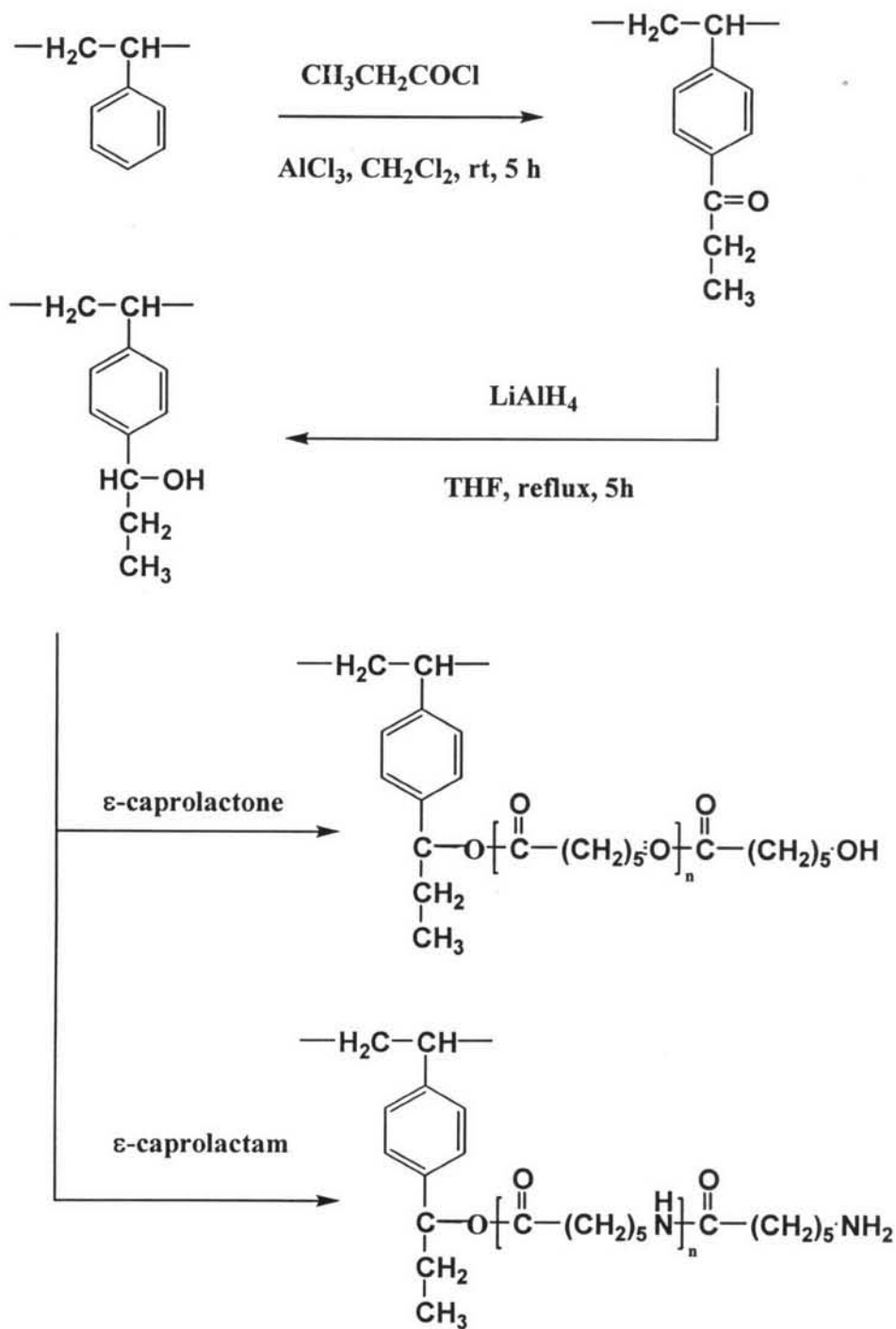
- Frenot, A., Chronakis, I.S. (2003) Polymer nanofibers assembled by electrospinning. Current Opinion in Colloid and Interface Science, 8, 64-75.
- Zeng, J., Xu, X., Chen, X., Liang, Q., Bian, X., Yang, L., Jing, X. (2003) Biodegradable electrospun fibers for drug delivery. Journal of Controlled Release, 92, 227-231.
- Zeng, J., Xu, X., Chen, X., Liang, Q., Bian, X., Yang, L., Jing, X. (2003) Ultrafine fibers electrospun from biodegradable polymers. Journal of Applied Polymer Science, 89, 1085-1092.
- Doshi, J., Reneker, D.H. (1995) Electrospinning process and applications of electrospun fibers. Journal of Electrostatics, 35, 151-160.
- Zong, X., Kim, K., Fang, D., Ran, S., Hsiao, B.S., Chu, B. (2002) Structure and process relationship of electrospun biodegradable nanofiber membranes. Polymer, 43, 4403-4412.
- Deitzel, J.M., Kleinmeyer, J., Harris, D., Tan, N.C. (2001) The effect of processing variables on the morphology of electrospun nanofibers and textiles. Polymer, 42, 261-272.
- Kim, B., Park, H., Lee, S.-H., Sigmund, W.M. (2005) Poly(acrylic acid) nanofibers by electrospinning. Materials Letters, 59, 829-832.
- Deitzel, J.M., Kleinmeyer, J.D., Hirvonen, J.K., Tan, N.C. (2001) Controlled deposition of electrospun poly(ethylene oxide) fibers. Polymer, 42, 8163-8170.
- Zhang, C., Yuan, X., Wu, L., Han, Y., Sheng, J. (2005) Study on morphology of electrospun poly(vinyl alcohol) mats. European Polymer Journal, 41, 423-432.
- Koski, A., Yim, K., Shivkumar, S. (2004) Effect of molecular weight on fibrous PVA produced by electrospinning. Materials Letters, 58, 493-497.

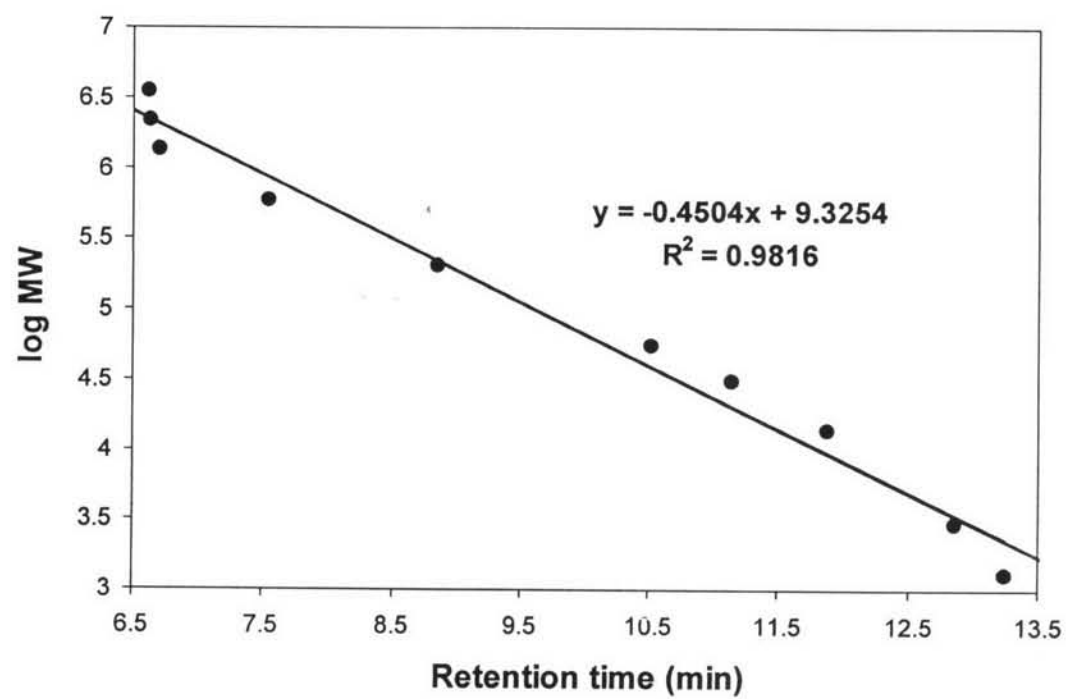
- Kenawy, E.R., Layman, J., Watkins, J., Bowlin, G., Matthews, J., Simpson, D., Wnek, G. (2003) Electrospinning of poly(ethylene-co-vinyl alcohol) fibers. Biomaterials, 24, 907-913.
- Jarusuwannapoom, T., Hongrojjanawiwat, W., Jitjaicham, S., Wannatong, L., Nithitanakul, M., Pattamaprom, C., Koombhongse, P., Rangkupan, R., Supaahol, P. (2005) Effect of solvents on electro-spinnability of polystyrene solutions and morphological appearance of resulting electrospun polystyrene fibers. European Polymer Journal, 41, 409-421.
- Mit-uppatham, C., Nithitanakul, M., and Supaphol, P., (2004) Effect of solution concentration, emitting electrode polarity, solvent type, and salt addition on electrospun polyamide-6 fibers: A preliminary report. Macromolecular Symposia, 216, 293-299.

APPENDICE

Appendix A Synthesis of Copolymer

Figure A.1 Synthesis reaction



Appendix B GPC Measurement**Figure B.1** Standard curve of polystyrene in THF by GPC (room temp.)

Appendix C NMR Spectrum

Figure C.1 ^1H NMR spectrum of ring-propionylated polystyrene from ChemDraw Ultra 8.0 program.

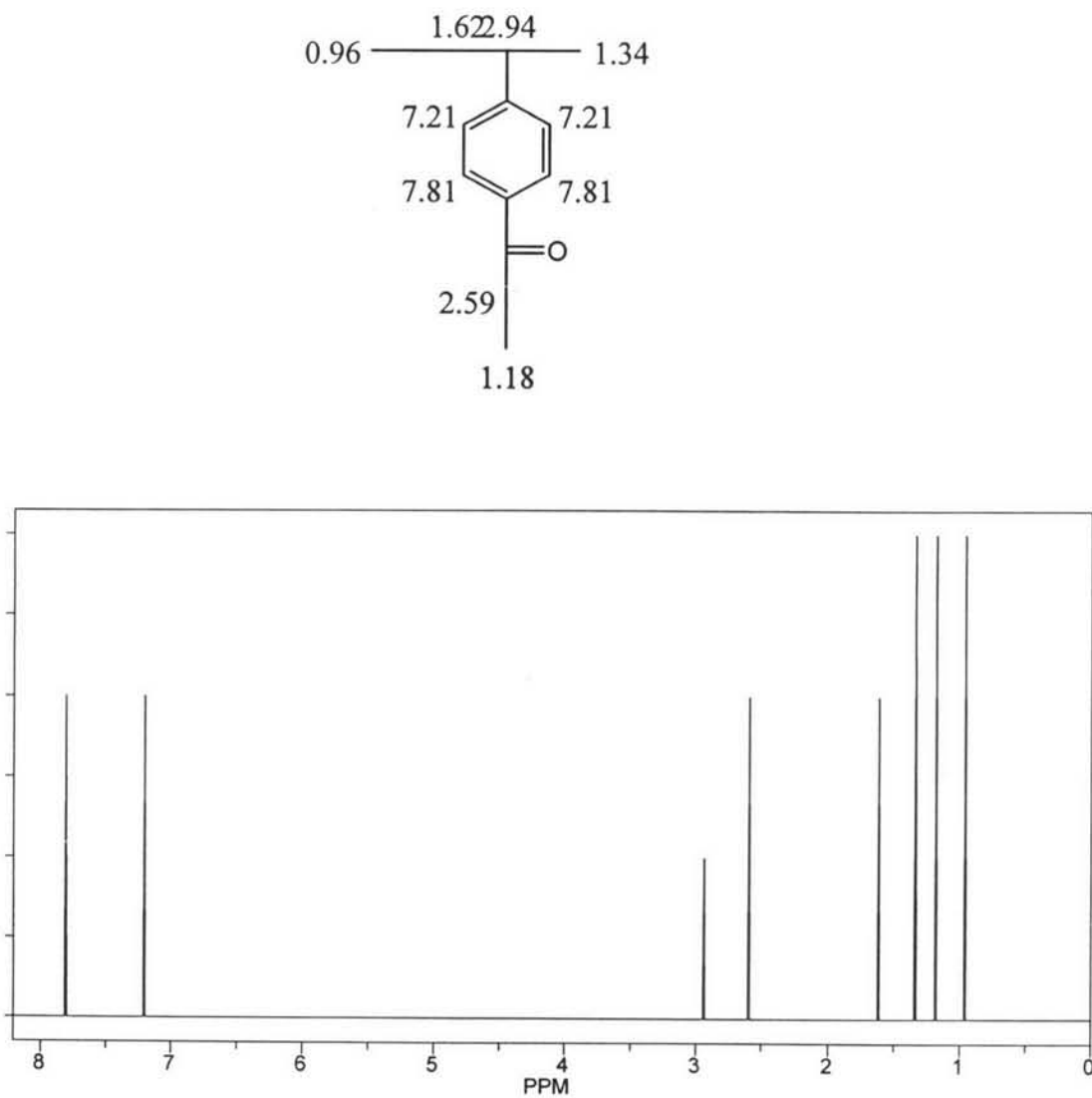


Figure C.2 ^1H NMR spectrum of 1-hydroxy polystyrene from ChemDraw Ultra 8.0 Program.

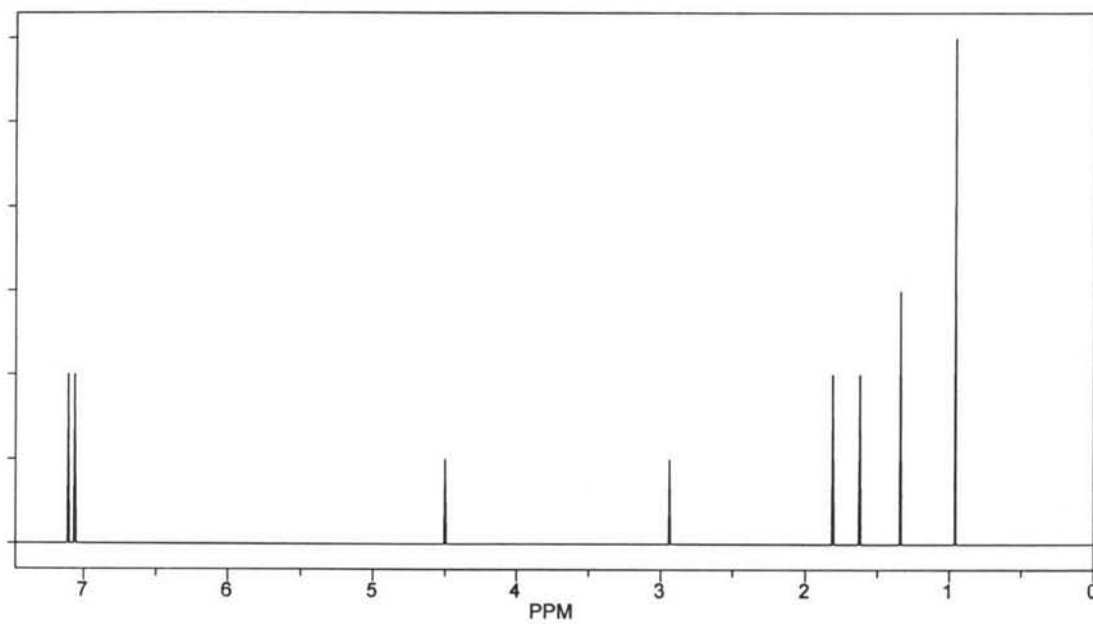
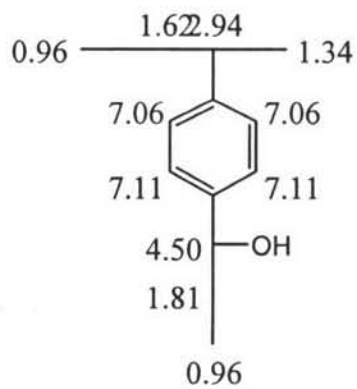


Figure C.3 ^1H NMR spectrum of PS-g-PCL from ChemDraw Ultra 8.0 program.

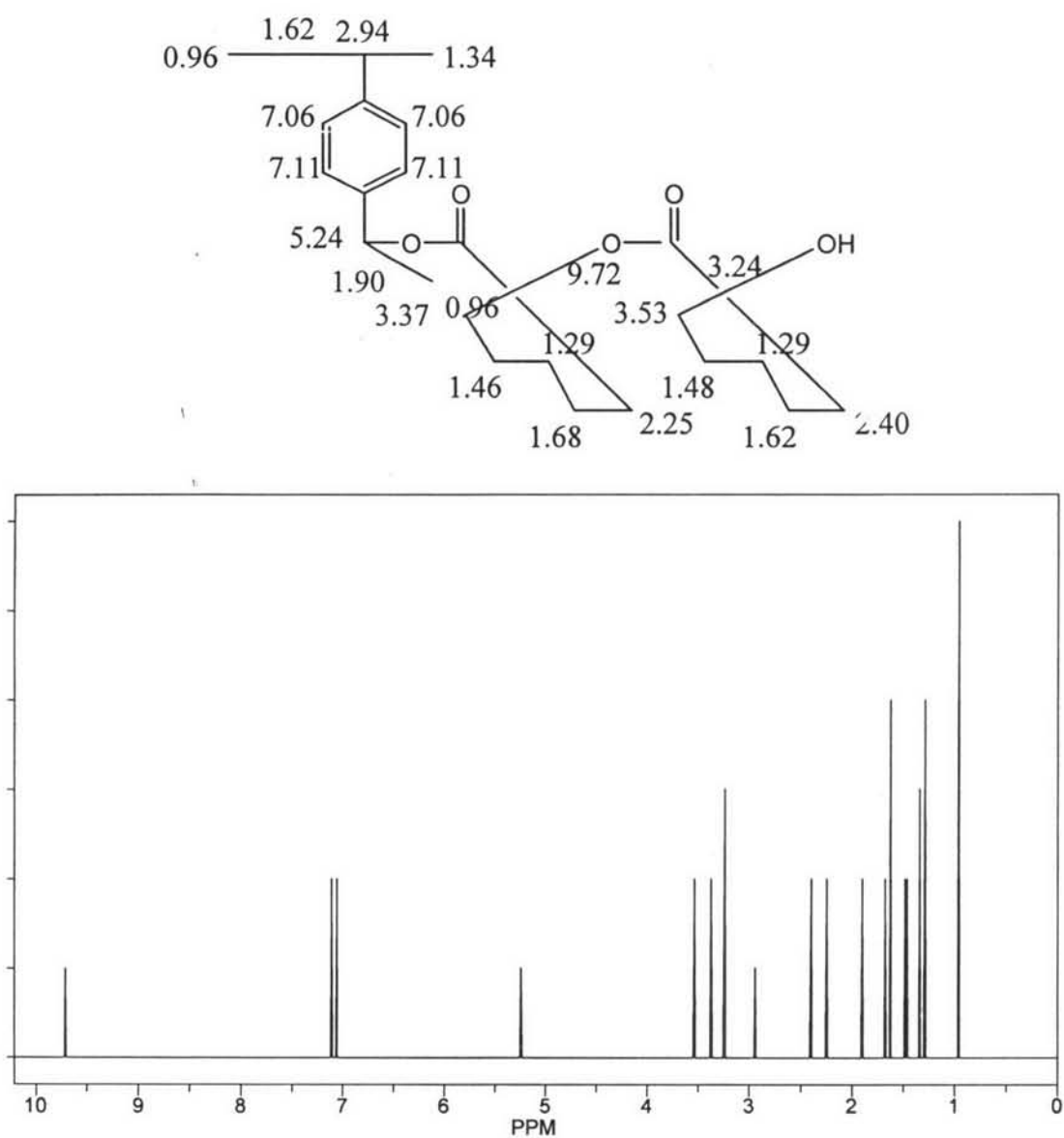
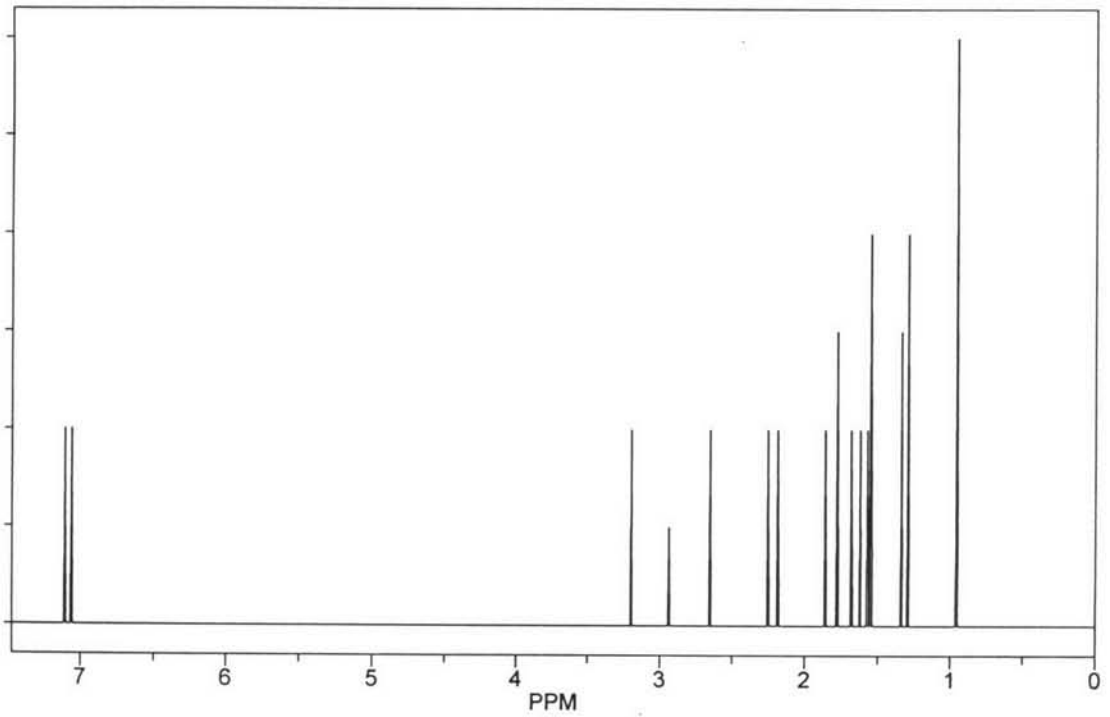
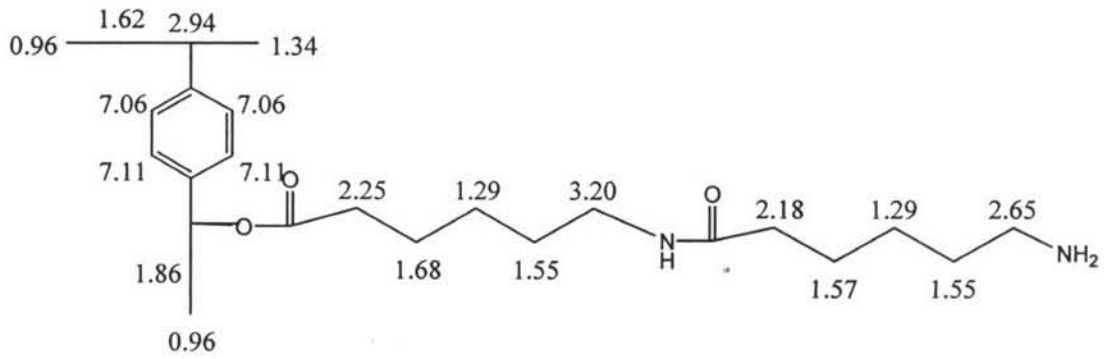


Figure C.4 ^1H NMR spectrum of PS-g-Nylon from ChemDraw Ultra 8.0 program.



CURRICULUM VITAE

Name: Ms. Pornsuda Homraruen

Date of Birth: January 4, 1982

Nationality: Thai

University Education:

2000-2004 Bachelor Degree of Chemical, Faculty of Science, Mahidol University, Bangkok, Thailand.