



เอกสารอ้างอิง

1. Lange, M., and Hora, F.B. Collins Guide to Mushrooms and Toadstools. 2d ed., pp. 42, 238. London: Collins. St. Jame's place, 1965.
2. Wolf, F.A., and Wolf, F.T. The Fungi. Vol. 1, pp. 85, 190, 452. London: Chapman & Hall, 1947.
3. Wolf, F.A., and Wolf, F.T. The Fungi. Vol. 2, p. 265. London: Chapman & Hall, 1947.
4. วิเชียร จีรวงส์. ยาสมุนไพร. ชุมนุมจุฬา ปีที่ 30 ฉบับที่ 3, หน้า 45-48, 2520.
5. อนงค์ จันทศรีกุล และอรพรรณ วิเศษสังข์. "สมุนไพรจากเห็ดราในเมืองไทย." วารสารวิทยาศาสตร์. 32 (มิถุนายน 2521): 35.
6. อนงค์ จันทศรีกุล. เห็ดเมืองไทย, หน้า 115. กรุงเทพมหานคร: สำนักพิมพ์ ไทยวัฒนาพานิช, 2520.
7. Seaver, F.J. "Photographs and descriptions of cup-fungi -XXIV. Chlorociboria." Mycologia 28 (1936): 390-394.
8. Seaver, F.J. The North American Cup-Fungi (Inoperculates). p. 98. New York: Hafner Publishing Co., 1951.
9. Kanouse, B.B. "A survey of the discomycete flora of the Olympic National Park and adjacent areas." Mycologia 39 (1947): 641.

10. Dennis, R.W.G. "A revision of the British Helotiaceae in the herbarium of the Royal Botanic Gardens, Kew, with notes on related European species." Commonwealth Myc. Inst. Myc. Papers. 62 (1956): 1-216.
11. Lanjouw, J. "International code of botanical nomenclature." Regnum Vegetabile 8 (1956): 1-338.
12. White, W.L. "A monograph of the genus *Rutstroemia* (Discomycetes)." Lloydia 4 (1941): 153-240.
13. Buchwald, N.F. "Studies in the Sclerotiniaceae. I. Taxonomy of the Sclerotiniaceae." Kgl. Vet. Landb. Aarssk 1949 (1949): 75-91.
14. Ramamurthi, C.S., Korf, R.P., and Batra, L.R. "A revision of the North American species of *Chorociboria* (Sclerotiniaceae)." Mycologia 49 (1957): 854-862.
15. Velenovsky, J. Monographia Discomycetum Bohemiae 1 (1934): 1-436.
16. Korf, R.P. "Japanese discomycete notes I-VIII." Science Rept. Yokohama Nat. Univ. II 7 (1958): 7-35.
17. Svrček, M. "Taxonomical and nomenclatorial notes on discomycete *Ombrophila strobilina* sensu Rehm." Česká mykologie 11 (1957): 235-240.

18. Korf, R.P. "Nomenclatural Notes. III. Chlorociboria VS Piceomphale." Mycologia. 51 (1959): 298-299.
19. Dennis, R.W.G. British Ascomycetes, pp. 133-134. London: J. Cramer. Publisher in Lehre, 1968.
20. De Bary, A., Garnsey, H.E.F., and Balfour, I.B. Comparative Morphology and Biology of the Fungi. Mycetoza and Bacteria, pp. 14-15. London: Oxford. At the Clarendon Press, 1966.
21. Blackburn, G.M., Neilson, A.H., and Lord Todd. "The structure of Xylindein." Proc. Chem. Soc. (1962): 327-328.
22. Dictionary of Organic Compounds. Vol. 5, pp. 3268. London: Eyre & Spottiswoode Publishers, 1965.
23. Mayer, F. "The constitutions, properties and biological relation of the important pigments." The Chemistry of Natural Coloring Matters, pp. 153-154. Reinhold Publishing Corporation, 1943.
24. Edwards, R.L., and Kale, N. "The structure of Xylindein." Tetrahedron. 21 (1965): 2095-2107.
25. Bley. Archiv. der Pharmacie 94 (1858): 129.
26. Fordos. C.R. Acad. Sci, Paris 57 (1863): 50.
27. Rommier, A. C.R. Acad. Sci, Paris 66 (1868): 100.

28. Lieberman, C. Ber. Dtsch. Chem. Ges. 7 (1874): 1102.
29. Kogl, F., and Von Taeuffenbach, G. Liebigs Annalen 445  
(1925): 170.
30. Kogl, F., and Erxleben, H. Liebigs Annalen. 484 (1930):  
65.
31. March, J. Advanced Organic Chemistry, pp. 180-181. Tokyo:  
McGraw-Hill Kogakusha, 1968.

ภาคผนวก

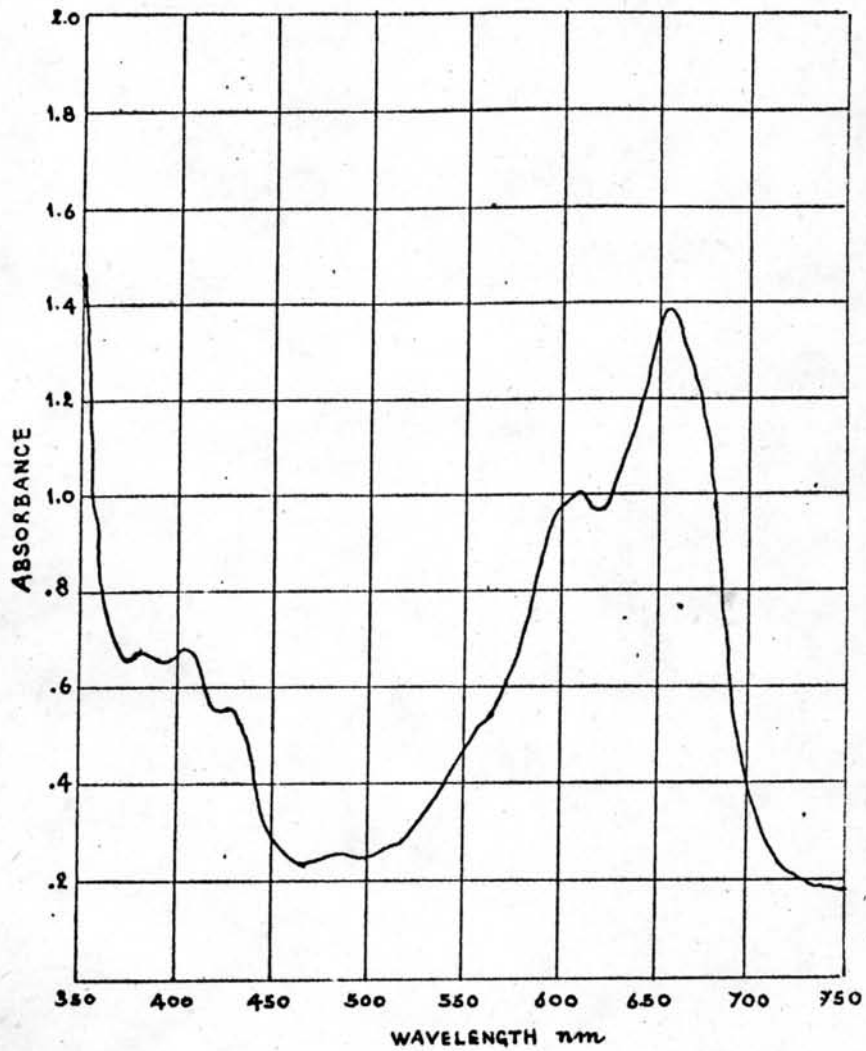
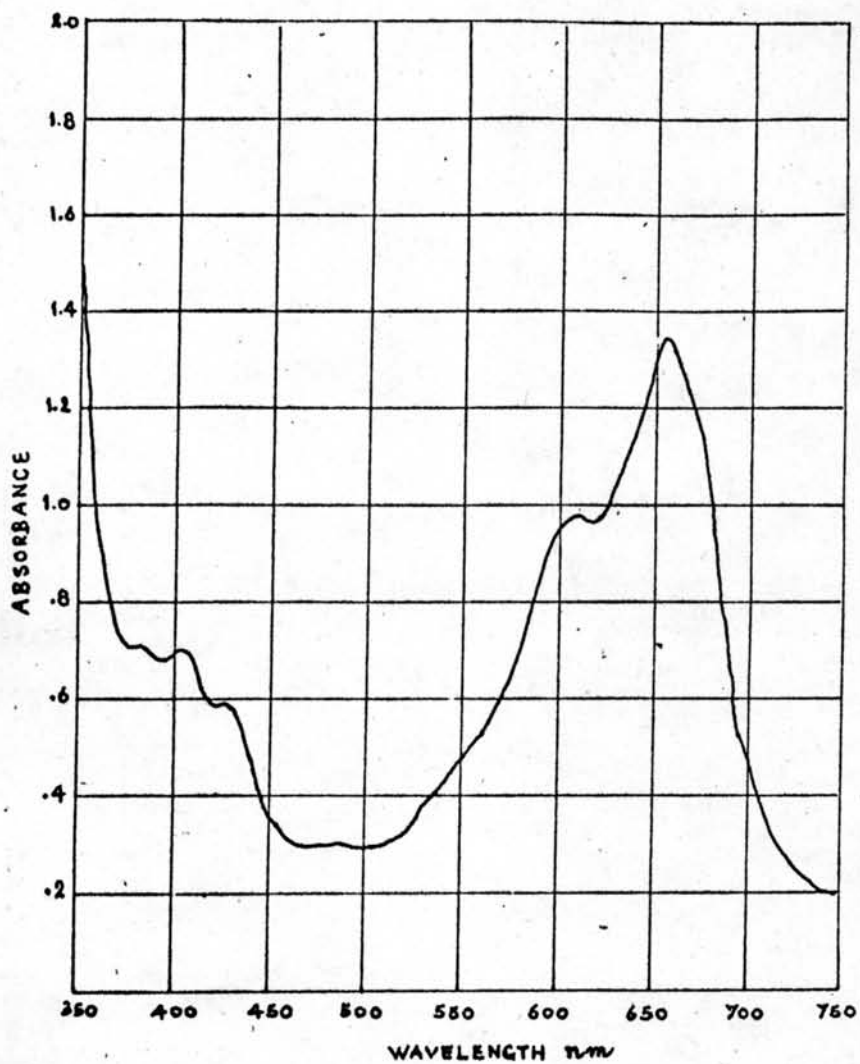


Figure 1 • Visible absorption spectrum of Authentic sample in chloroform



รูปที่ ๒

Visible absorption spectrum of Compound U-1 in chloroform

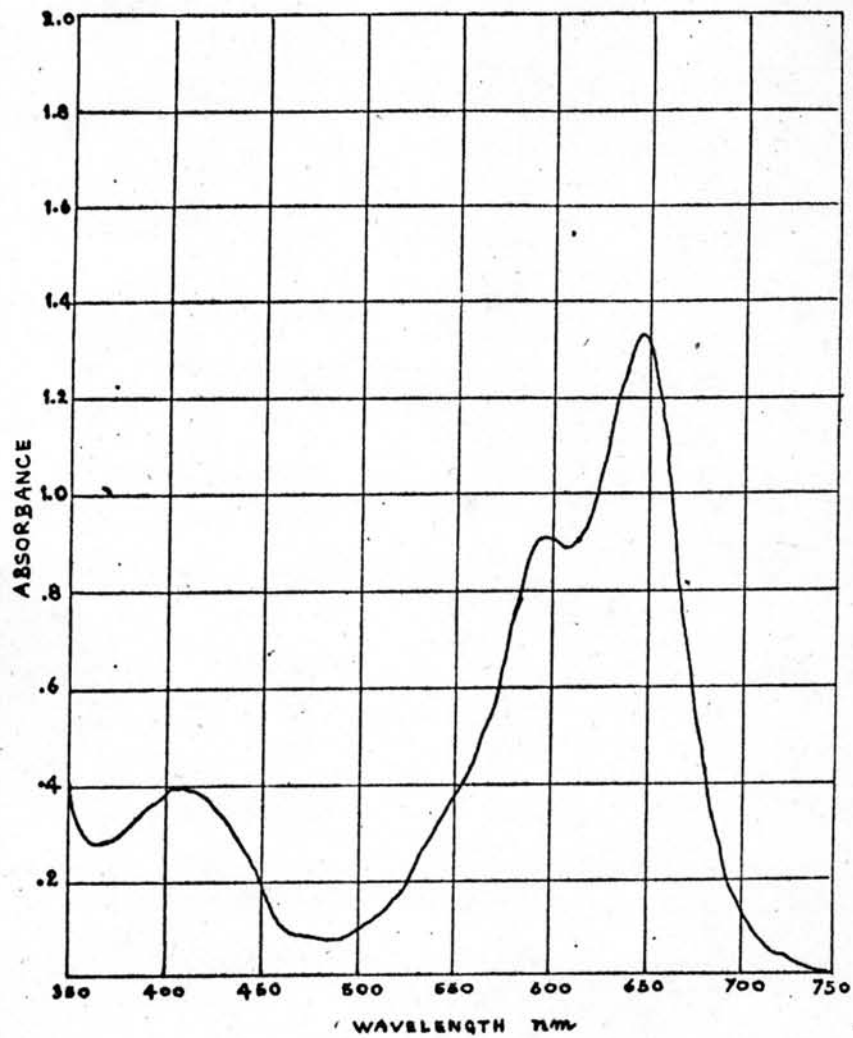
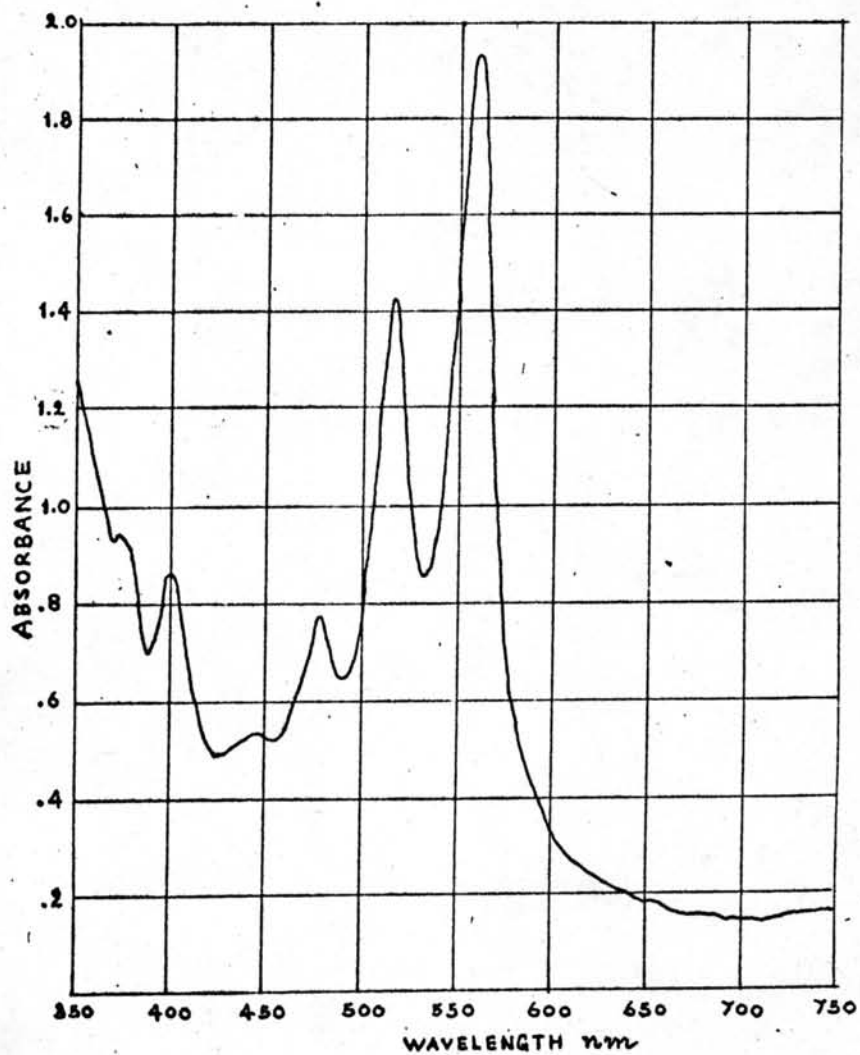


Fig 1

Visible absorption spectrum of Compound U-1 sodium salt in purified distilled water





U-1

Visible absorption spectrum of Compound U-1 acetate  
in chloroform

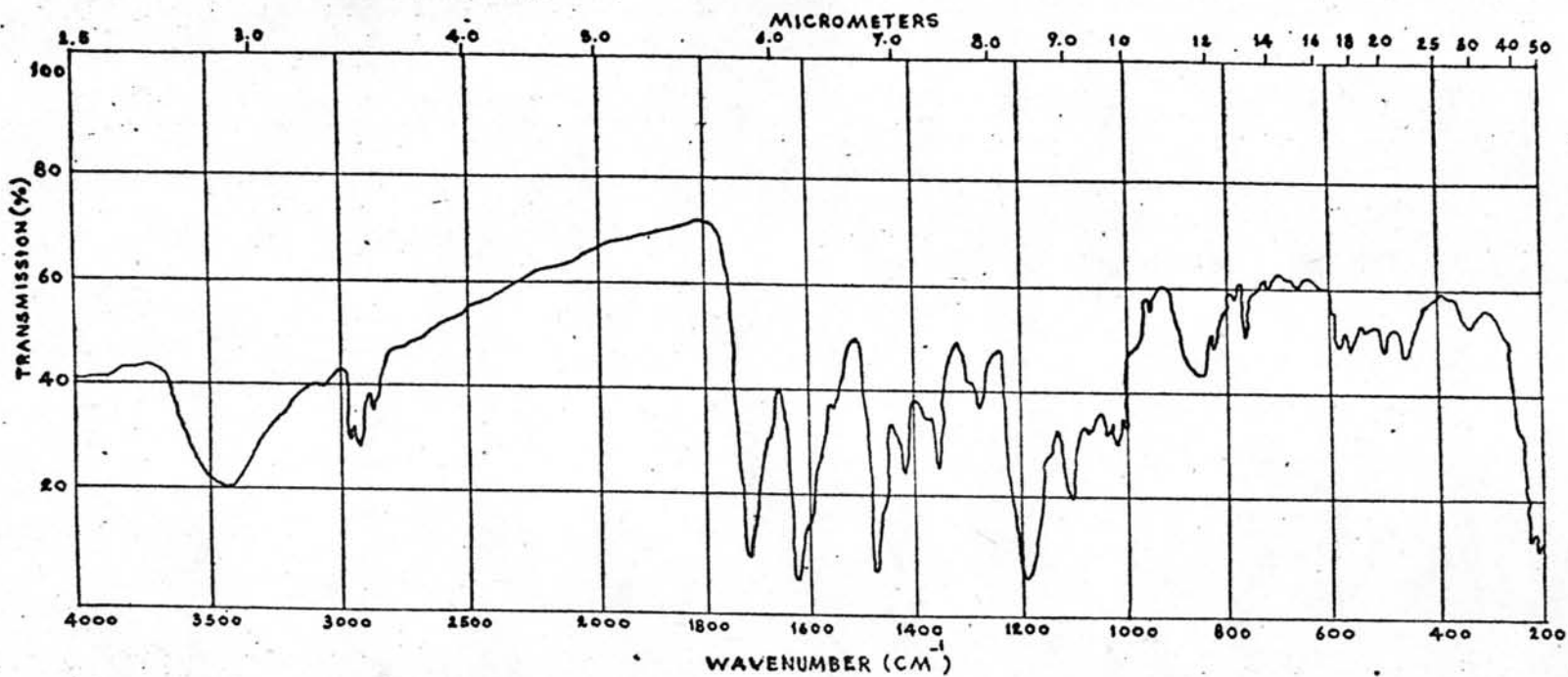
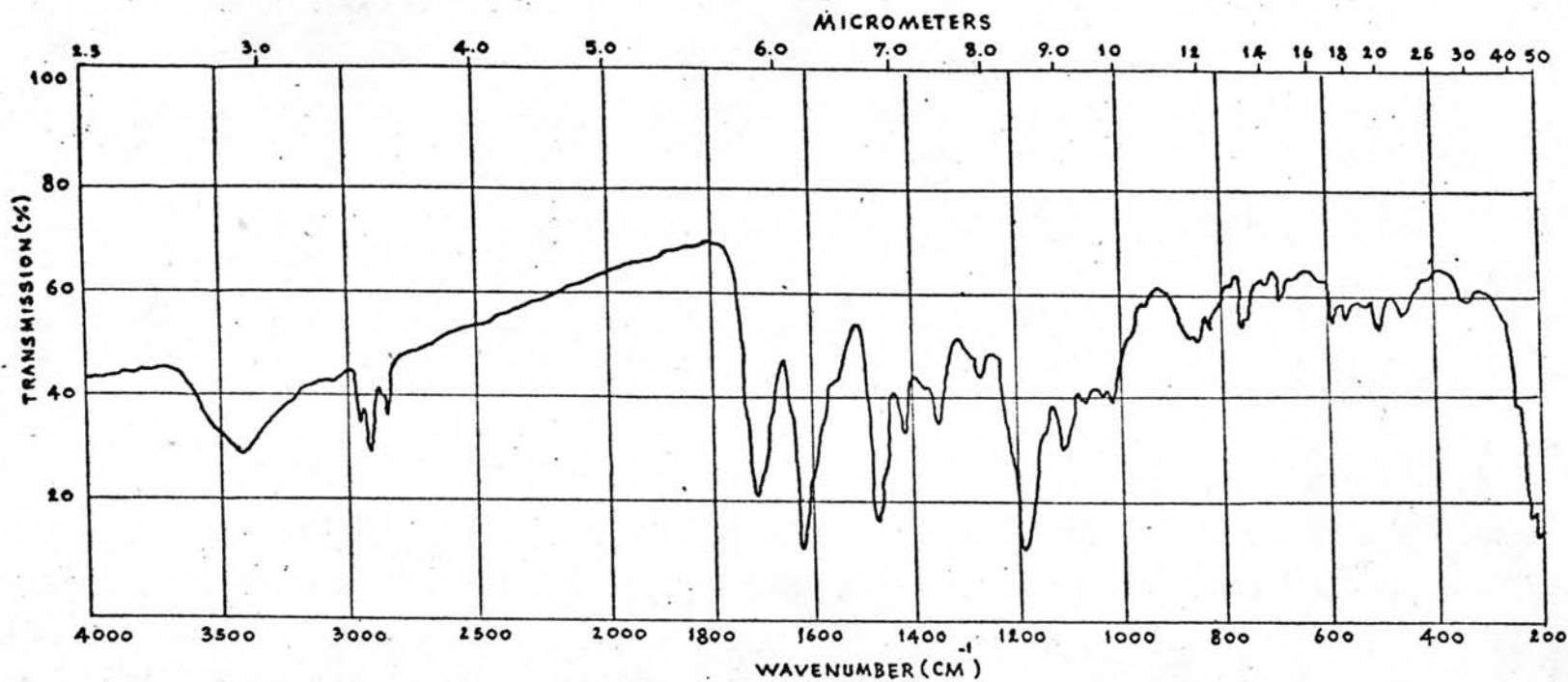


Figure 2

Infrared absorption spectrum of Authentic sample in KBr disc



9 MTS b

Infrared absorption spectrum of Compound U-1 in KBr disc

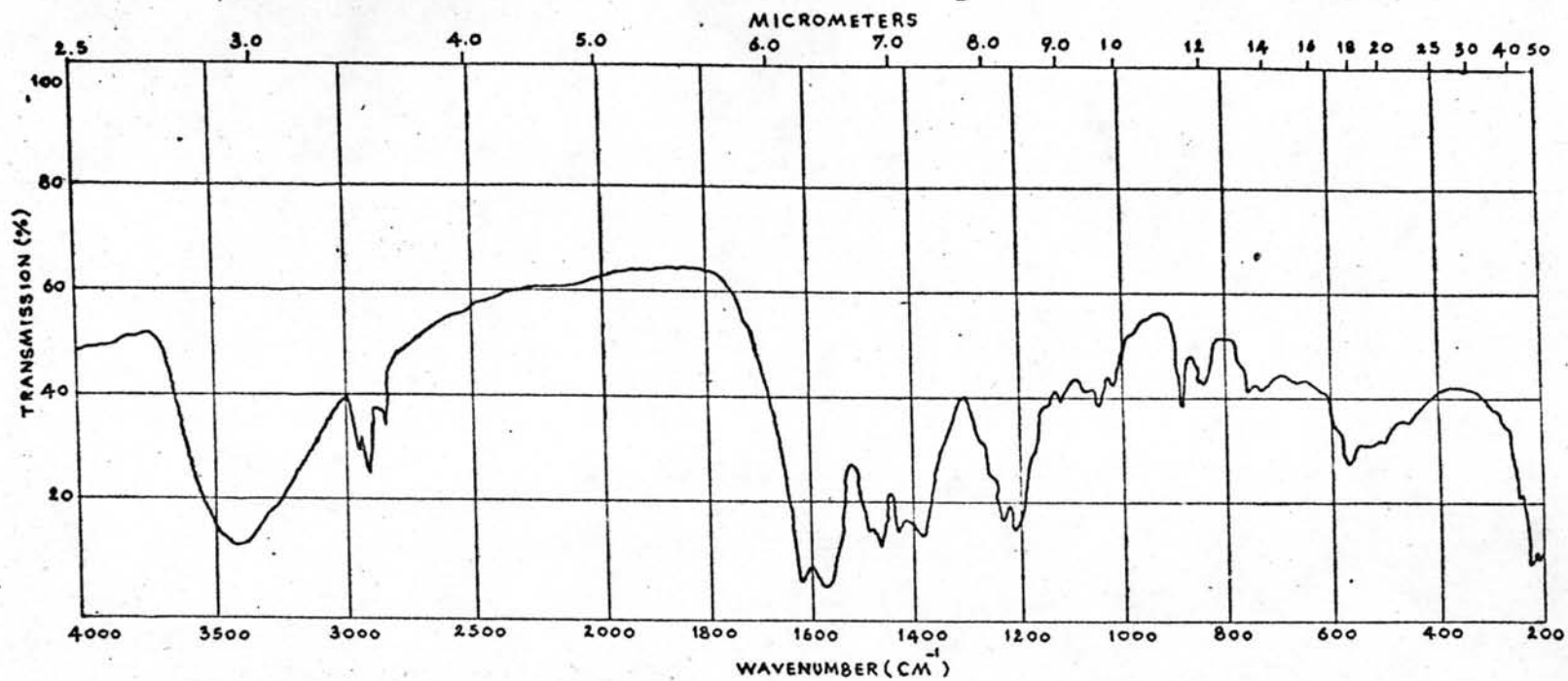
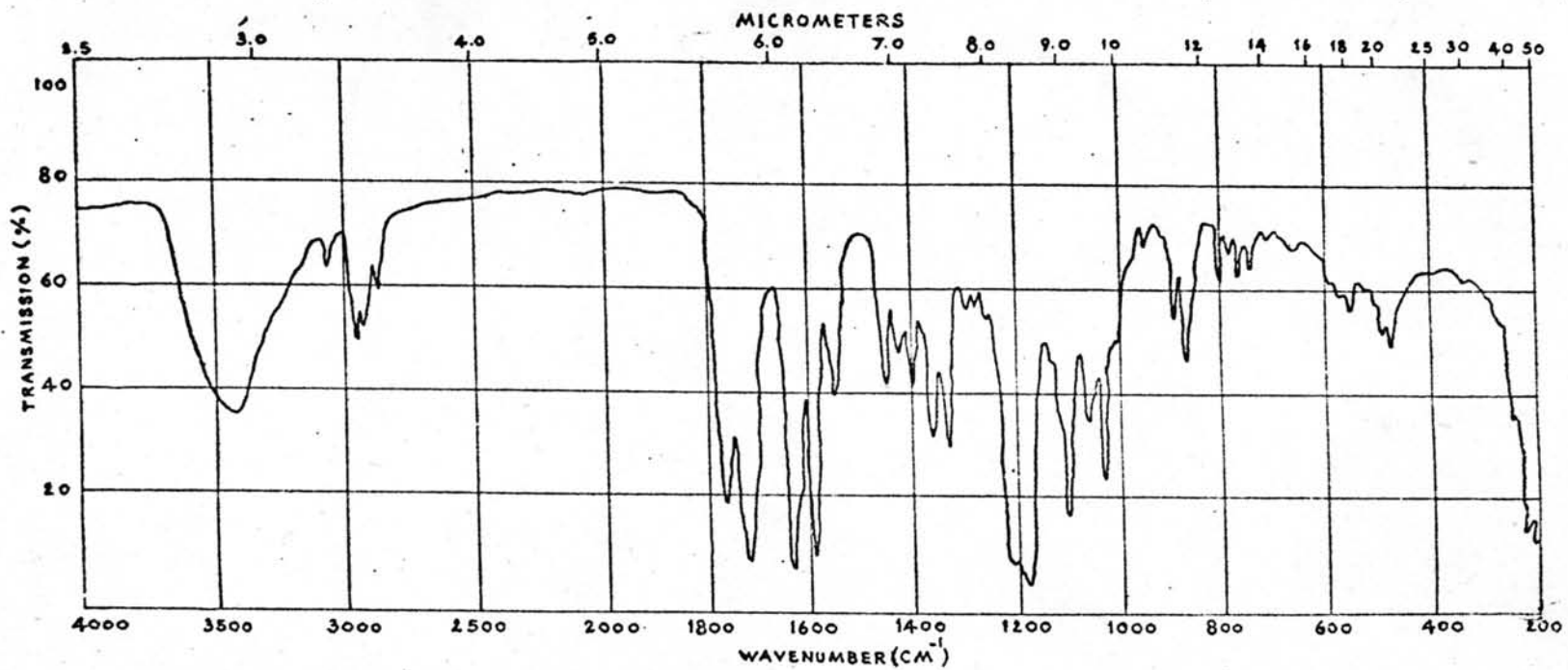
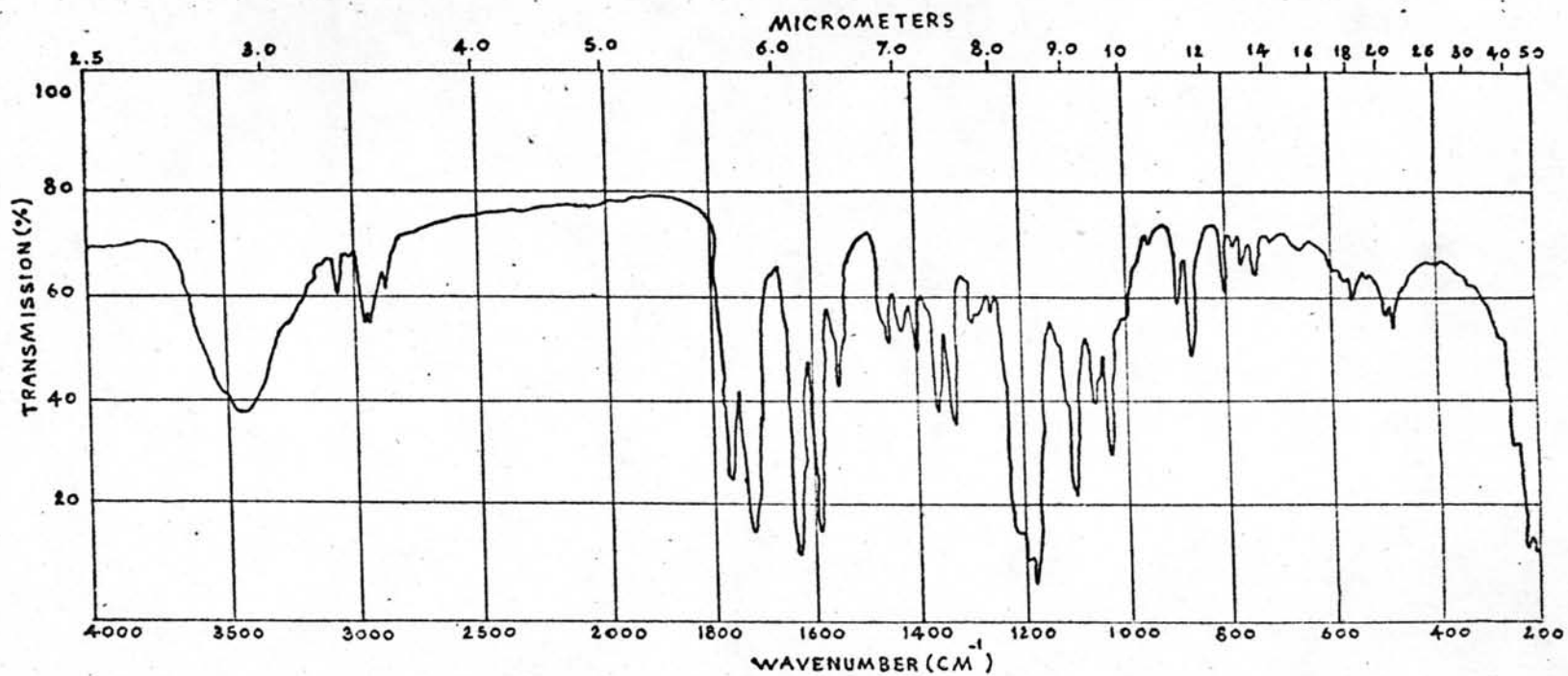


Figure 1 Infrared absorption spectrum of Compound U-1 sodium salt in  
KBr disc



U-1

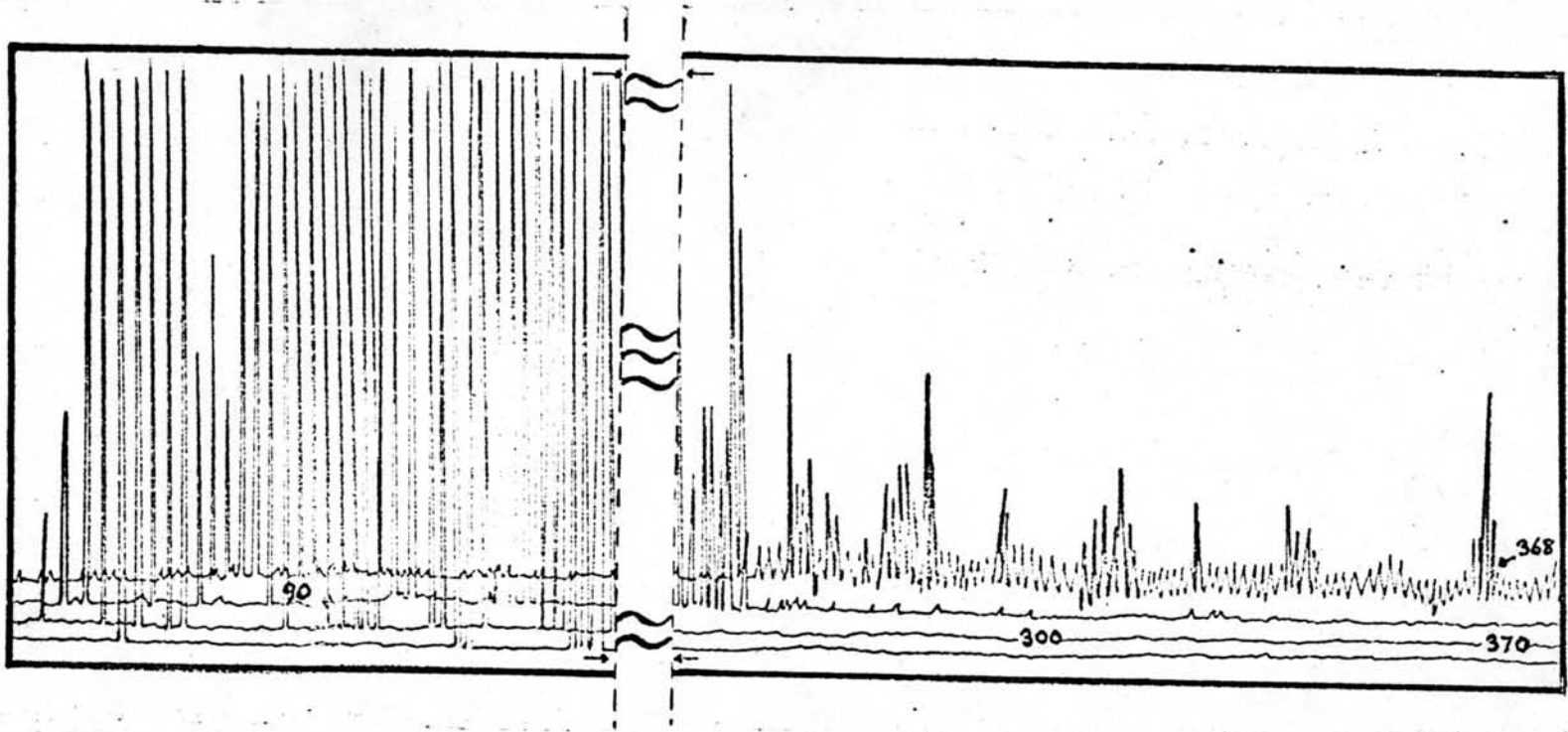
Infrared absorption spectrum of Compound U-1 acetate in KBr disc. Prepared by Method 1.



1117 &

Infrared absorption spectrum of Compound U-1 acetate in KBr disc.

Prepared by Method 2.



117 90 Mass spectrum of Authentic sample


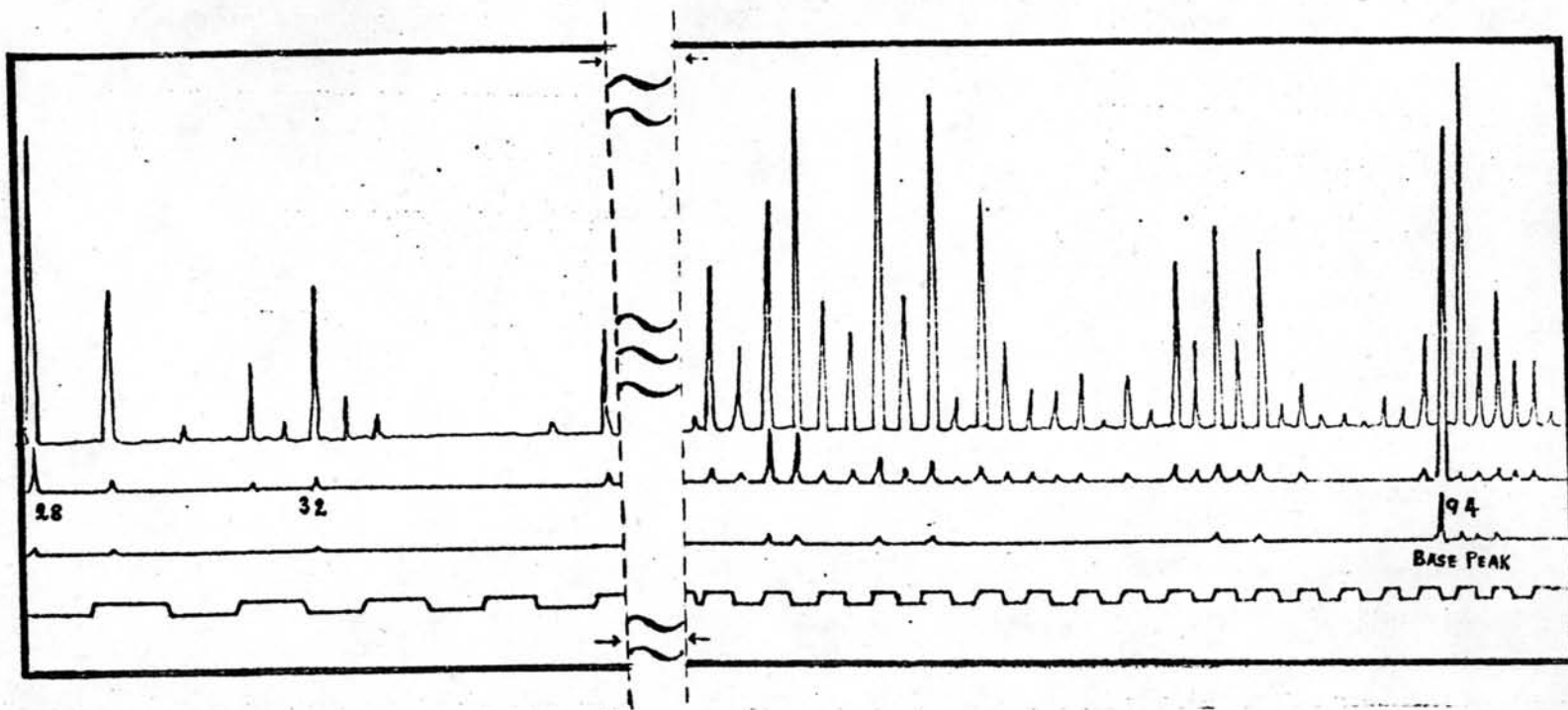


Fig. 1 •• Mass spectrum of Compound U-1





JLM 9L Mass spectrum shows the fragments M/e of Authentic sample.

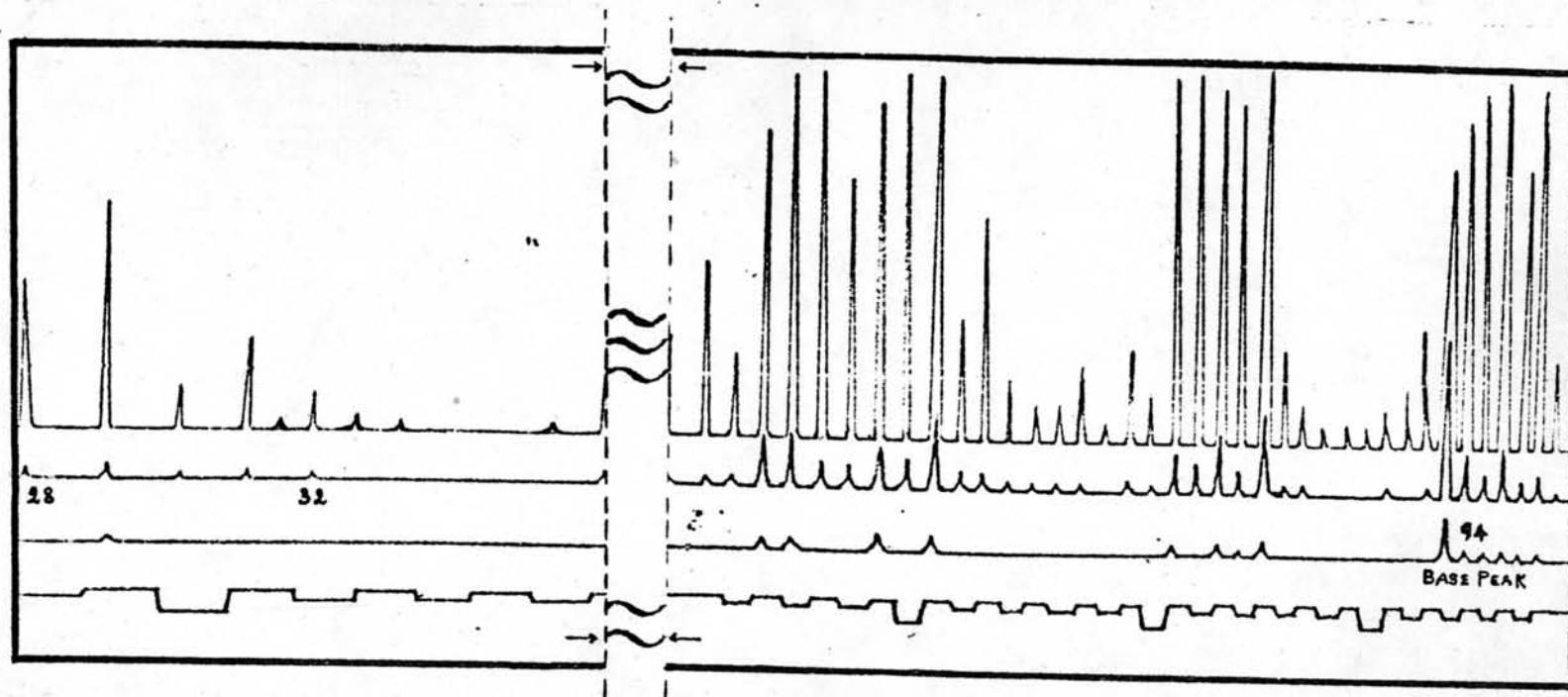


Figure 1 Mass spectrum shows the fragments  $m/e$  of Compound U-1

## ประวัติการศึกษา

ชื่อ

ร.ศ. อวยชัย คัมทีกุล

วุฒิการศึกษา

เภสัชศาสตรบัณฑิต คณะเภสัชศาสตร์  
จุฬาลงกรณ์มหาวิทยาลัย ปีการศึกษา 2516

ตำแหน่งและสถานที่ทำงาน

แผนกเภสัชเคมี กองวิทยาศาสตร์  
สถาบันพยาธิวิทยา กรมแพทยทหารบก  
โทร. 2819032