

REFERENCES

- Abdullah, M.J., and Dass-Gupta, D.K. (1990) Electrical properties of ceramic/polymer composites. IEEE transactions on electrical insulation, 25(3), 605-610.
- Ajayan, P.M., Schadler, and L.S., Braun, P.V. (2003) Nanocomposite Science and Technology. Weinheim: Wiley-VCH Verlag GmbH & Co. KGaA.
- Brinker, C. J. and Scherer, G. W. (1990) Sol-Gel Science. The Physics and Chemistry of Sol-Gel Processing, New York, Academic Press.
- Cho, S.D., Lee, J.Y., Hyun, J.G., and Paik, K.W. (2004) Study on epoxy/BaTiO₃ composite embedded capacitor films (ECFs) for organic substrate applications. Materials science & engineering B, 110, 233-239.
- Dias, C.J., and Das-Gupta, D.K. (1996) Inorganic ceramic/polymer ferroelectric composite electrets. IEEE transactions on dielectrics and electrical insulation, 3(5), 706-734.
- Ding, X., Ki, Y., Wang, D., and Yin, Q. (2003) Preparation of (Ba_xSr_{1-x})TiO₃ sols used for ceramic film jet-printing. Materials science & engineering B, 99,502-505.
- Dunkers, J., and Ishida, H. (1998) Reaction of benzoxazine-based phenolic resins with strong and weak carboxylic acids and phenols as catalysts. Journal of polymer science,37, 1913-1921.
- Hemvichian, K., Laobutheeb, A., Chirachanchai, S., and Ishida, H. (2001) Thermal decomposition processes in polybenzoxazine model dimmers investigated by TGA-FTIR and GC-MS. Polymer degradation and stability, 76, 1-15.
- Holly, F.W. and Cope, A.C. (1944) Condensation products of aldehydes and ketones with o-aminobenzyl alcohol and o-hydroxybenzyl amine. Journal of American society, 66,1875.
- Hu, T., Jantunen, H., Unsimaki, A., and Leppavuori, S. (2004) BST powder with sol-gel process in tape casting and firing. Journal of the European ceramic society, 24, 1111-1116.

- Huber, C., Elissalde, C., Hornebecq, V., Mornet, S., Trequer-Delapierre, M., Weill, F., and Maglione, M. (2004) Nano-ferroelectric based core-shell particles: towards tuning of dielectric properties. Ceramics international, 30, 1241-1245.
- Ishida, H., and Allen, D.J. (1996A) Physical and mechanical characterization of near-zero shrinkage polybenzoxazines. Journal of Polymer Science, 34, 1019-1030.
- Ishida, H., and Allen, D.J. (1996B) Mechanical characterization of copolymers based on benzoxazine and epoxy. Journal of polymer science, 37(20), 4487-4495.
- Ishida, H., and Rimdusit, S. (1998) Very high thermal conductivity obtained by boron nitride-filled polybenzoxazine. Thermochimica Acta, 320, 177-186.
- Ishida, H. and Rodriguez, Y. (1995) Curing kinetics of a new benzoxazine-based phenolic resin by differential scanning calorimetry. Polymer, 36(16), 3151-3158.
- Jang, J., and Yang, H. (2000) The effect of surface treatment on the performance improvement of carbon fiber/polybenzoxazine composites. Journal of materials science, 35, 2297-2303.
- Jiwei, Z., Xi, Y., Xiaogang, C., Liangying, Z., and Chen, H. (2002) Dielectric properties under dc-bias field of $Ba_{0.6}Sr_{0.4}TiO_3$ with various grain sizes. Materials science and engineering B, 94, 164-169.
- Kim, H.J., Brunovska, Z., and Ishida, H. (1999) Molecular characterization of the polymerization of acetylene-functional benzoxazine resins. Polymer, 40, 1815-1822.
- Lee, H.G., Kim, and H.G. (1990) Ceramic particle size dependence of dielectric and piezoelectric properties of piezoelectric ceramic-polymer composites. Journal of applied physics, 67(4), 2024-2028.
- Li, X., Peng, Z., Fan, W., Wang, X., and Guo, K. (1997) Investigation on the properties of dielectric and incomplete molecules of nanocrystalline $BaTiO_3$ with cubic perovskite structure. Materials chemistry and physics, 47, 46-50.

- Liu, J., and Ishida, H. Benzoxazine monomers and polymers (new phenolic resins by ring-opening polymerization). 484-493.
- Nair, C.P.R. (2004) Advances in addition-cure phenolic resins. Progress in polymer science, 29, 401-498.
- Nayak, M., and Tseng, T.Y. (2002) Dielectric tunability of barium strontium titanate films prepared by a sol-gel method. Thin Solid Films, 408, 194-199
- Ning, X., and Ishida, H. (1994) Phenolic materials via ring-opening polymerization: synthesis and characterization of bisphenol-A-phenol benzoxazines and their polymers. Journal of Polymer Science, 32, 1121-1129.
- Park, Y., Kim, Y.H., and Kim, H.G. (1996) The effect of grain size on dielectric behavior of BaTiO₃ based X7R materials. Materials letters, 28, 101-106.
- Phiriyawirut, P., Magaraphan, R., and Ishida, H. (2001) Preparation and characterization of polybenzoxazine-clay immiscible nanocomposite. Material Research Innovations, 4, 187-196.
- Pu, X.H., He, X.Y., Qiu, P.S., and Ding, A.L. (2001) Synthesis and dielectric characteristic of Ba_{1-x}Sr_xTiO₃ thin films-based strontium-barium alkoxides derivatives. Materials chemistry and physics, 69, 166-171.
- Rimduisit, S., and Ishida, H. (2000) Development of new class of electronic polymer packaging materials based on ternary systems of benzoxazine, epoxy, and phenolic resins. Polymer, 41, 7941-7949.
- Schreiber, H. (1973) Ger. Offen, 2225504; Gen. Offen. 2323936.
- Tian, H.Y., Luo, W.G., Tressler, J.F., Alkoy, S., and Newnham, R.E. (1998) Piezoelectric sensors and sensor materials. Journal of Electroceramics, 2, 257-272.
- Schwob, J.M., Guth, G., Roche, M. and Lande, B. (1986) Advances in polymer science, (Eds, B.M. Culbertson and J.E. Mcgrath), plenum, new york.
- Subbarao, E.C., (1998) Grain size effects in advanced ceramics. Colloids and surfaces A, 133, 3-11.

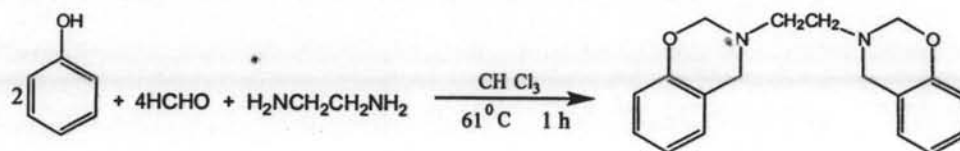
- Tian, H.Y., Luo, W.G., Pu, X.H., Qiu, P.S., He, X.Y., Ding, A.L. (2001A) Synthesis and characteristics of strontium-barium titanate graded thin films at low temperature using a sol-gel technique. Solid state communications, 117, 315-319.
- Tian, H.Y., Luo, W.G., Pu, X.H., He, X.Y., Qiu, P.S., Ding, A.L. (2001B) Synthesis and dielectric characteristic of $Ba_{1-x}Sr_xTiO_3$ thin films-based strontium-barium alkoxides derivatives. Materials chemistry and physics, 69, 166-171.
- Viswanath, R.N., Ramasamy, S. (1997) Preparation and ferroelectric phase transition studies of nanocrystalline $BaTiO_3$. Nanostructured materials, 8(2)155-162.
- Wang, Y.X., and Ishida, H. (1999). Cationic ring-opening polymerization of benzoxazines. Polymer, 40, 4563-4570.
- Wu, D., Li, A., Ling, H., Yin, X., Ge, C., Wang, M., and Ming, N. (2000) Preparation of $(Ba_{0.5}Sr_{0.5})TiO_3$ thin films by sol-gel method with rapid thermal annealing. Applied surface science, 165, 309-314
- Yang, X., Yao, X., and Zhang, L. (2004) Modified sol-gel processing for processing for preparation of barium strontium titanate ceramic thin films. Ceramics international, 30, 1525-1527.

<http://www.azom.com>

<http://www.chemat.com/html/solgel.html>

APPENDICES

Appendix A % yield of Benzoxazine Monomer Calculation



Mole	0.06	0.12	0.03		0.03
M.W.	94	30	60		296
Weight	5.64	3.6	-		8.88
Vol.	-	-	2.007		-

Weight of monomer product = X g

$$\% \text{ yield} = \frac{X}{8.88} \times 100$$

$$\% \text{ yield} = Y \%$$

Table A1 Experimental data of precursors for benzoxazine synthesis

	Precursors			Product	Reaction time
	Phenol	Chloroform	Ethylenediamine	Diamine-based benzoxazine	
Mole	0.06	0.12	0.03	0.03	1 hour
Weight(g)	5.64	3.6	-	8.8	
Volume(ml)	-	-	2.007	-	

Table A2 Experimental data of precursors for benzoxazine synthesis

	Precursors			Product	Reaction time
	Phenol	Chloroform	Ethylenediamine	Diamine-based benzoxazine	
Mole	0.12	0.24	0.06	0.06	Half an hour
Weight(g)	11.28	7.2	-	17.76	
Volume(ml)	-	-	4.014	-	

Table A3 Experimental data of precursors for benzoxazine synthesis

	Precursors			Product	Reaction time
	Phenol	Chloroform	Ethylenediamine	Diamine-based benzoxazine	
Mole	0.18	0.36	0.09	0.09	15 minutes
Weight(g)	16.2	10.8	-	26.64	
Volume(ml)	-	-	6.021	-	

Appendix B Preparation of $Ba_{1-x}Sr_xTiO_3$ by Sol-Gel Process

Precursor materials

1. Barium acetate $Ba(CH_3COO)_2$, $d = 2.468 \text{ g/cm}^3$
2. Strontium acetate $Sr(CH_3COO)_2$
3. Titanium tetra-n-butoxide $[(CH_3(CH_2)_3O)_4Ti]$, $d = 0.998 \text{ g/cm}^3$
4. Methanol
5. Glacial acetic acid

Calculation of $Ba_{0.95}Sr_{0.05}TiO_3$

a. Barium acetate M.W. = 225, $n = 0.95$

$$g = \text{M.W.} \times n = 225 \times (0.95) = 213.75$$

- Strontium acetate M.W. = 206, $n = 0.05$

$$g = \text{M.W.} \times n = 206 \times (0.05) = 10.3$$

- Titanium tetra-n-butoxide M.W. = 340, $n = 1$, $d = 0.998 \text{ g/cm}^3$

$$g = \text{M.W.} \times n = 340 \times (1) = 340$$

$$V = \frac{\text{mass}}{\text{density}} = \frac{340}{0.998} \frac{\text{g}}{\text{cm}^3} = 340.68 \text{ cm}^3$$

From $x = 0.05$

$$\text{Barium acetate} = 213.75 \text{ g}$$

$$\text{Strontium acetate} = 10.3 \text{ g}$$

$$\text{Titanium tetra-n-butoxide} = 340 \text{ g or } 340.68 \text{ cm}^3$$

$$\text{Total weight} = 564.05 \text{ g}$$

(% 47.404, Reduce to)

$$\text{Total weight} = 12.5 \text{ g}$$

Then

$$\text{Barium acetate} = 5.1103 \text{ g}$$

$$\text{Strontium acetate} = 0.2173 \text{ g}$$

$$\text{Titanium tetra-n-butoxide} = 7.1724 \text{ g or } 7.1868 \text{ cm}^3$$

Calculation of BaTiO₃

b. Barium acetate M.W. = 225, n = 1

$$g = \text{M.W.} \times n = 225 \times (1) = 225$$

- Titanium tetra-n-butoxide M.W. = 340, n = 1, d = 0.998 g/cm³

$$g = \text{M.W.} \times n = 340 \times (1) = 340$$

$$V = \frac{\text{mass}}{\text{density}} = \frac{340}{0.998} \frac{\text{g}}{\text{cm}^3} = 340.68 \text{ cm}^3$$

Then

Barium acetate = 255 g

Titanium tetra-n-butoxide = 340 g or 340.68 cm³

Total weight = 595 g

(% 47.404, Reduce to)

Total weight = 12.55 g

Then

Barium acetate = 5.3793 g

Titanium tetra-n-butoxide = 7.1724 g or 7.1868 cm³

Table B1 Experimental data of precursors for barium strontium titanate synthesis

	Barium acetate	Strontium acetate	Titanium tetra-n-butoxide
BaTiO ₃	5.3800g	-	7.20ml
(Ba _{0.95} Sr _{0.05})TiO ₃	5.1103g	0.2173g	7.20ml
(Ba _{0.70} Sr _{0.30})TiO ₃	4.4600g	1.5400g	8.52ml
(Ba _{0.50} Sr _{0.50})TiO ₃	3.1875g	2.575g	8.50ml

Appendix C Dielectric Measurement

Calculation: Dielectric constant

$$C = \frac{K\epsilon_0 A}{t}$$

C = Capacitance (F)

K = Dielectric constant

$\epsilon_0 = 8.8542 \times 10^{-12}$ F/m

A = Area (m²)

t = Thickness (m)

Barium Titanate

Table C1 Capacitance and dielectric constant of barium titanate

Frequency (kHz)	Cp (pF)	K
1	21.612	27.38406
10	18.292	23.17737
100	17.112	21.68222
1000	16.699	21.15892

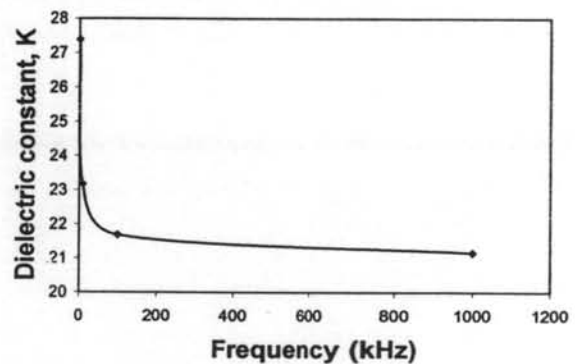
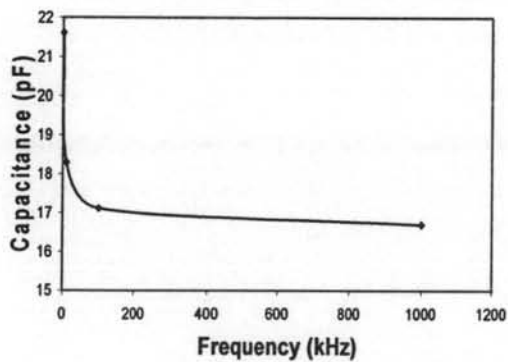
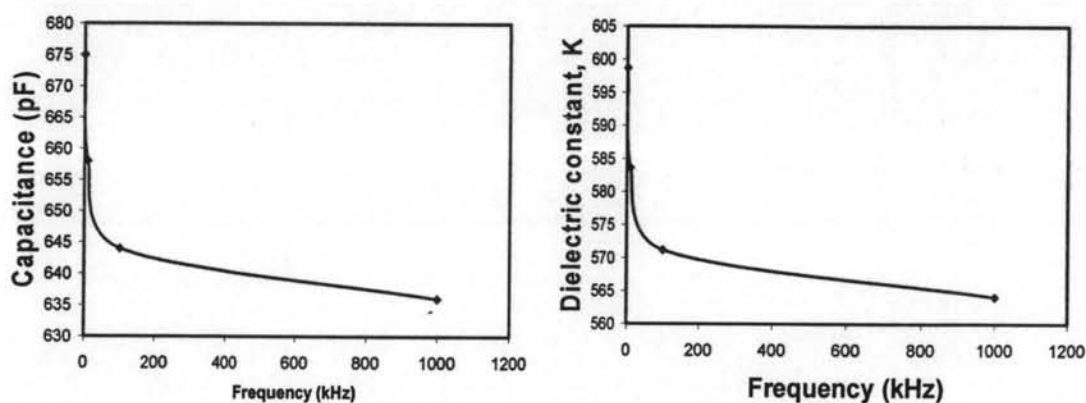


Figure C1 Capacitance and dielectric constant of barium titanate.

Barium Strontium Titanate

1. $(\text{Ba}_{0.95}\text{Sr}_{0.05})\text{TiO}_3$ **Table C2** Capacitance and dielectric constant of $(\text{Ba}_{0.95}\text{Sr}_{0.05})\text{TiO}_3$

Frequency (kHz)	Cp (pF)	K
1	675	598.6787
10	658	583.6008
100	644	571.1838
100	636	564.0884

**Figure C2** Capacitance and dielectric constant of $(\text{Ba}_{0.95}\text{Sr}_{0.05})\text{TiO}_3$.2. $(\text{Ba}_{0.70}\text{Sr}_{0.30})\text{TiO}_3$ **Table C3** Capacitance and dielectric constant of $(\text{Ba}_{0.70}\text{Sr}_{0.30})\text{TiO}_3$

Frequency (kHz)	Cp (nF)	K
1	2.26	3935.161
10	2.07	3680.517
100	1.95	3472.405
100	1.88	3309.127

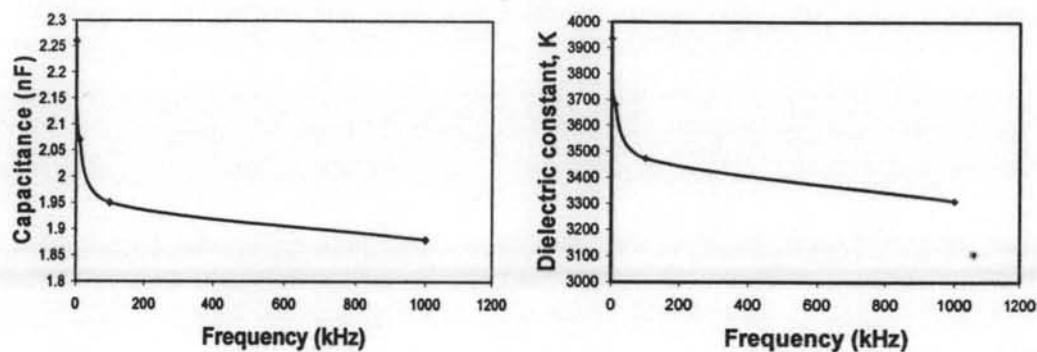


Figure C3 Capacitance and dielectric constant of $(\text{Ba}_{0.70}\text{Sr}_{0.30})\text{TiO}_3$.

3. $(\text{Ba}_{0.50}\text{Sr}_{0.50})\text{TiO}_3$

Table C4 Capacitance and dielectric constant of $(\text{Ba}_{0.50}\text{Sr}_{0.50})\text{TiO}_3$

Frequency (kHz)	Cp (nF)	K
1	1.129	1645.676
10	1.125	1639.845
100	1.123	1636.93
1000	1.124	1638.388

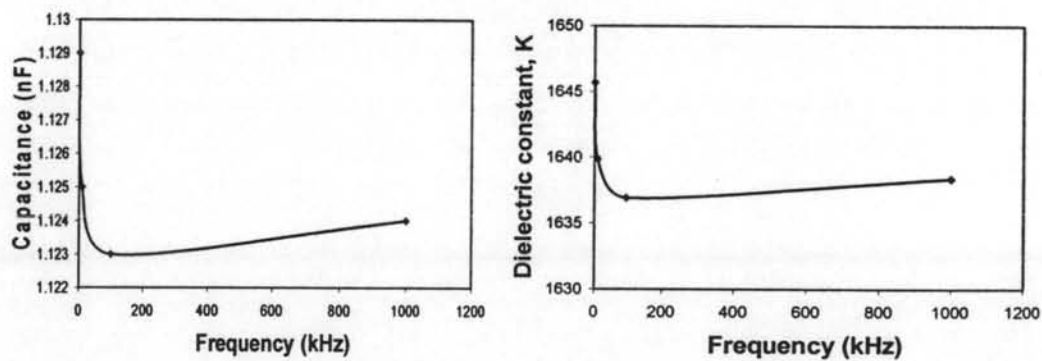
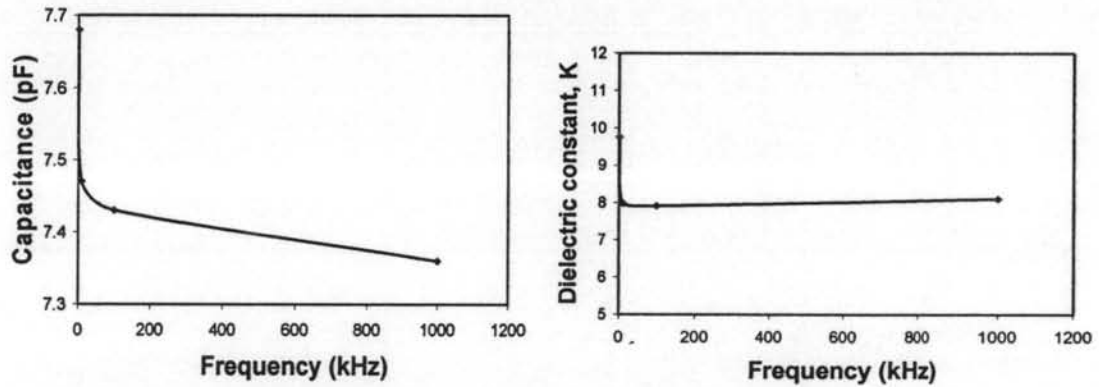


Figure C4 Capacitance and dielectric constant of $(\text{Ba}_{0.50}\text{Sr}_{0.50})\text{TiO}_3$.

Polybenzoxazine

Table C5 Capacitance and dielectric constant of Polybenzoxazine

Frequency (kHz)	Cp (pF)	K
1	21.612	9.75296
10	18.292	7.97394
100	17.112	7.90854
100	16.699	8.14232

**Figure C4** Capacitance and dielectric constant of Polybenzoxazine.

Composites

- 1% Barium titanate + polybenzoxazine

Table C6 Capacitance and dielectric constant of 1% Barium titanate + polybenzoxazine

Frequency (kHz)	Cp (pF)	K
1	9.55	7.991884
10	8.99	10.48535
100	8.75	9.946239
100	8.62	8.183689

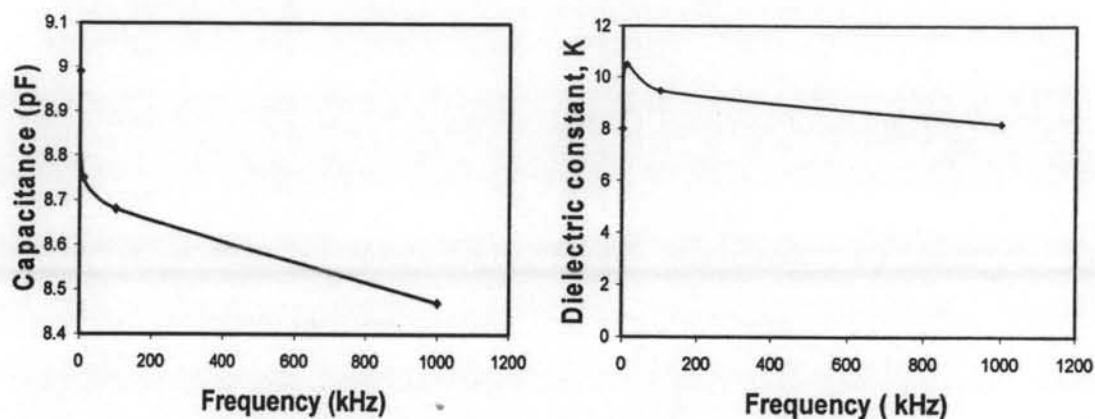


Figure C6 Capacitance and dielectric constant of 1% Barium titanate + polybenzoxazine.

2. 5% Barium titanate + polybenzoxazine

Table C7 Capacitance and dielectric constant of 5% Barium titanate + polybenzoxazine

Frequency (kHz)	Cp (pF)	K
1	12.41	14.29408
10	12.10	9.741065
100	11.89	10.41368
1000	11.72	9.065425

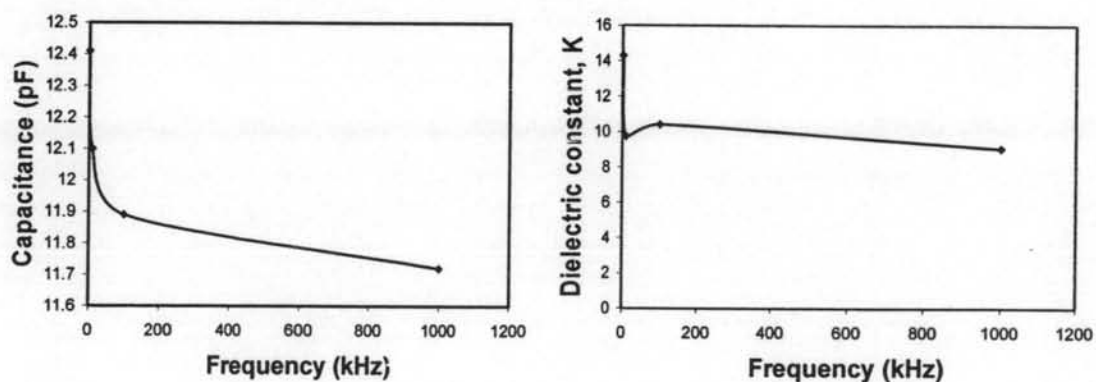
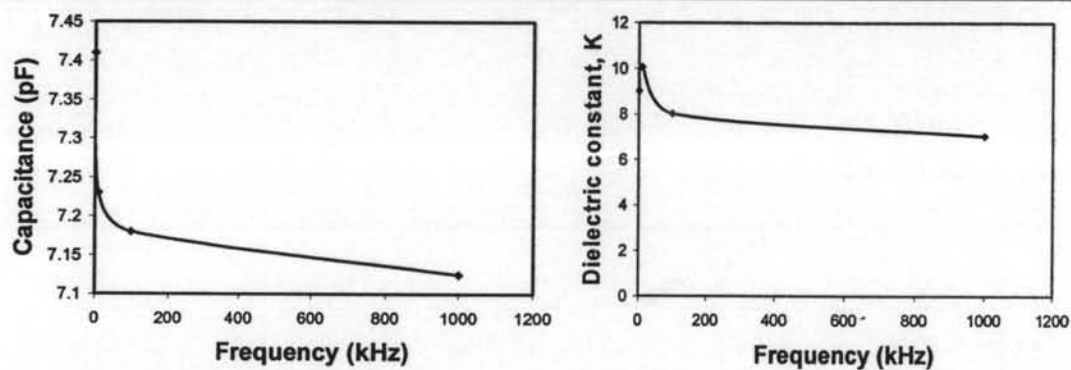


Figure C7 Capacitance and dielectric constant of 5% Barium titanate + polybenzoxazine.

3. 1% (Ba_{0.50}Sr_{0.50})TiO₃ + polybenzoxazine**Table C10** Capacitance and dielectric constant of 1% (Ba_{0.50}Sr_{0.50})TiO₃ + polybenzoxazine

Frequency (kHz)	C _p (pF)	K
1	7.41	9.01464
10	7.23	10.06513
100	7.18	8.016328
100	7.125	7.042963

**Figure C10** Capacitance and dielectric constant of 1% (Ba_{0.50}Sr_{0.50})TiO₃ + polybenzoxazine.4. 5% (Ba_{0.50}Sr_{0.50})TiO₃ + polybenzoxazine**Table C11** Capacitance and dielectric constant of 5% (Ba_{0.50}Sr_{0.50})TiO₃ + polybenzoxazine

Frequency (kHz)	C _p (pF)	K
1	12.464	14.22273
10	12.328	9.790319
100	12.231	10.36825
100	12.155	9.094928

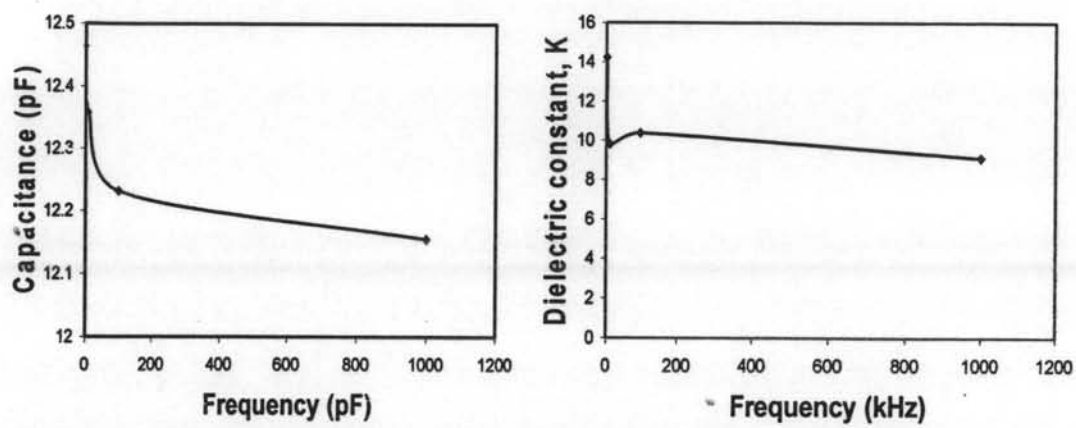


Figure C11 Capacitance and dielectric constant of 5% $(\text{Ba}_{0.50}\text{Sr}_{0.50})\text{TiO}_3$ + Polybenzoxazine.

Appendix D Microstructures of Ceramics.




Figure D1 SEM images of BaTiO_3 after sol-gel process at 800°C .

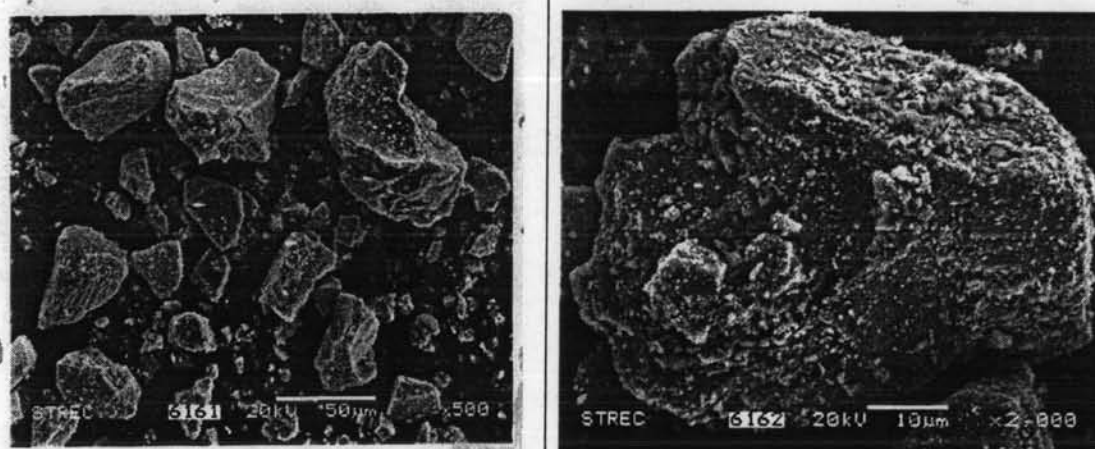


Figure D2 SEM images of $(\text{Ba}_{0.95}\text{Sr}_{0.05})\text{TiO}_3$ after sol-gel process at 800°C .

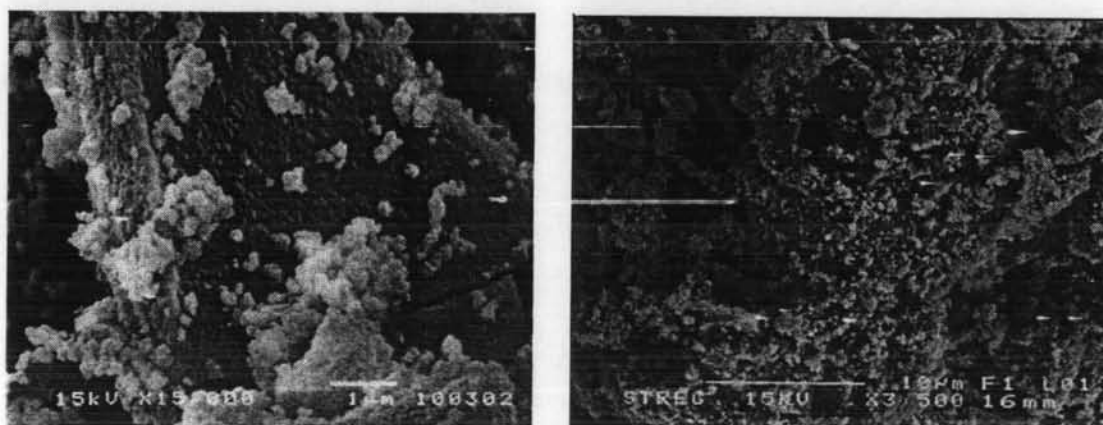


Figure D3 SEM images of $(\text{Ba}_{0.7}\text{Sr}_{0.3})\text{TiO}_3$ after sol-gel process at 1000°C .

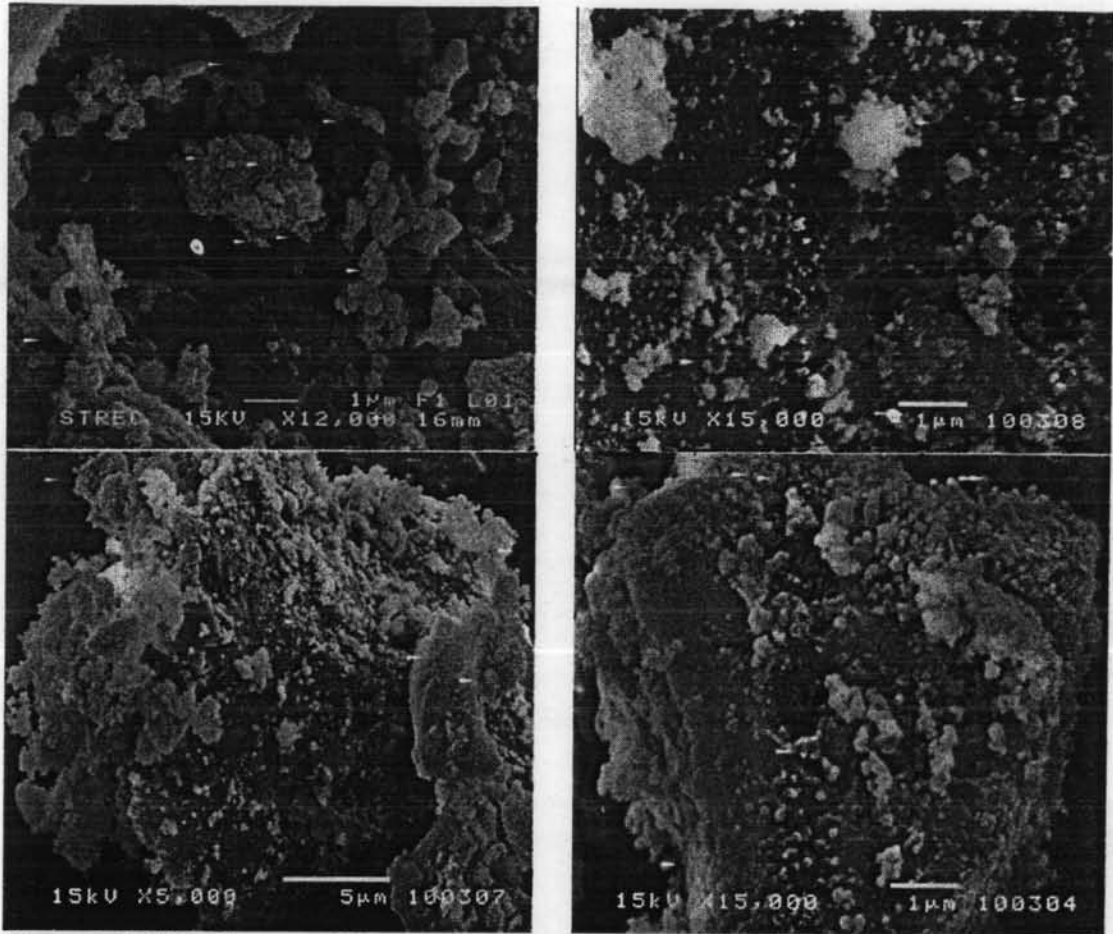


Figure D4 SEM images of $(\text{Ba}_{0.5}\text{Sr}_{0.5})\text{TiO}_3$ after sol-gel process at 1000°C .




Figure D5 SEM images of BaTiO_3 after sintering process at 1200°C .




Figure D6 SEM images of $(\text{Ba}_{0.95}\text{Sr}_{0.05})\text{TiO}_3$ after sintering process at 1200°C .

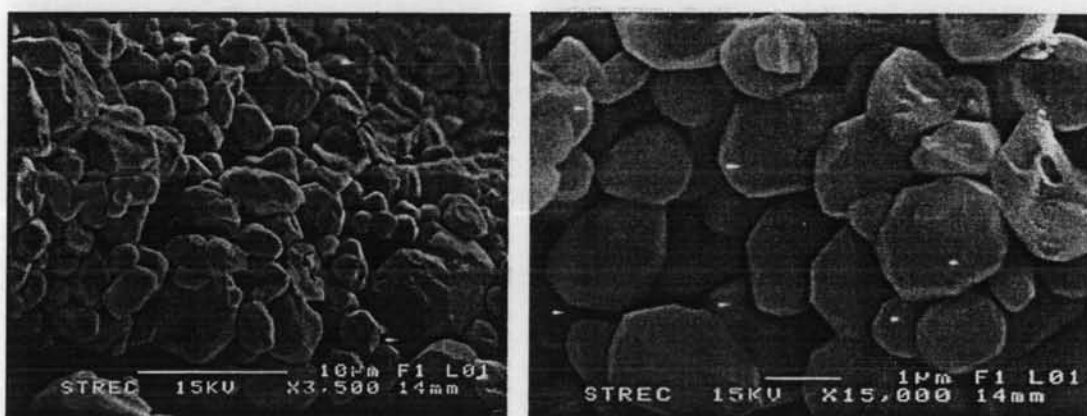


Figure D7 SEM images of $(\text{Ba}_{0.95}\text{Sr}_{0.05})\text{TiO}_3$ after sintering process at 1330°C .

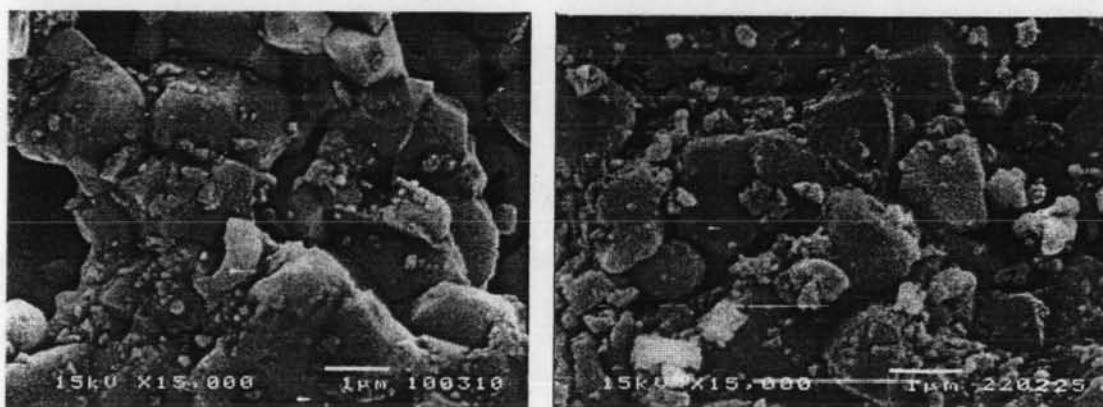


Figure D8 SEM images of $(\text{Ba}_{0.7}\text{Sr}_{0.3})\text{TiO}_3$ after sintering process at 1330°C .

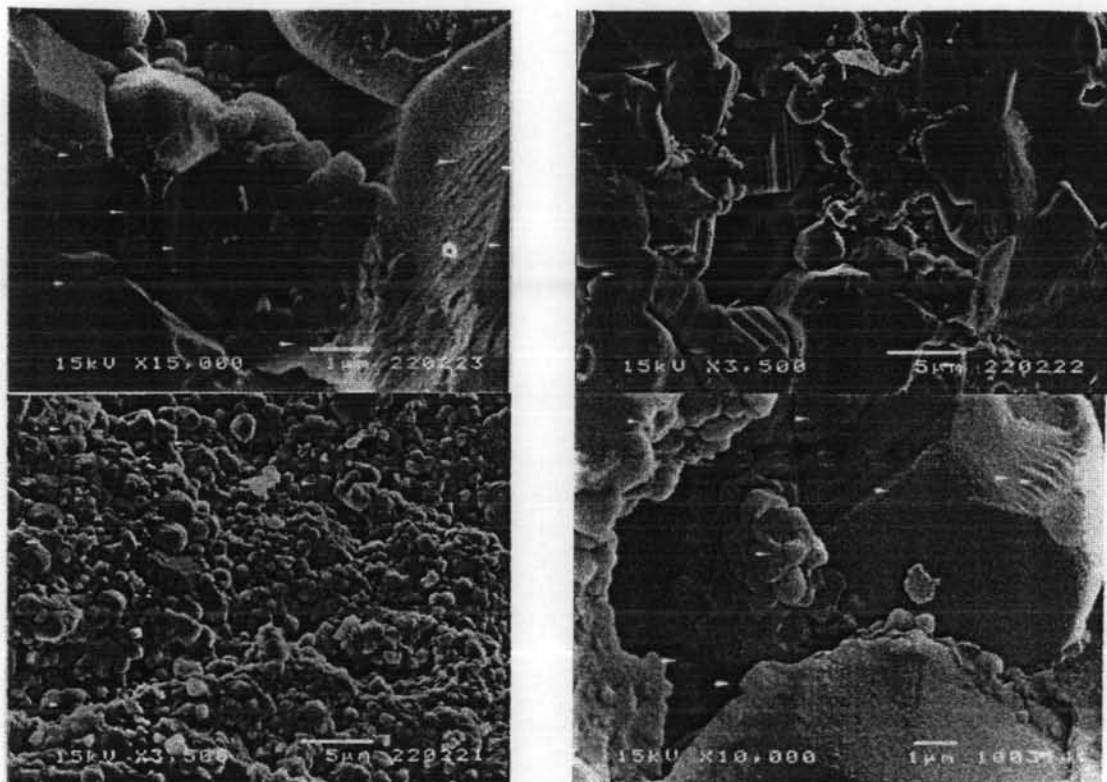


Figure D9 SEM images of $(\text{Ba}_{0.5}\text{Sr}_{0.5})\text{TiO}_3$ after sintering process at 1330°C .

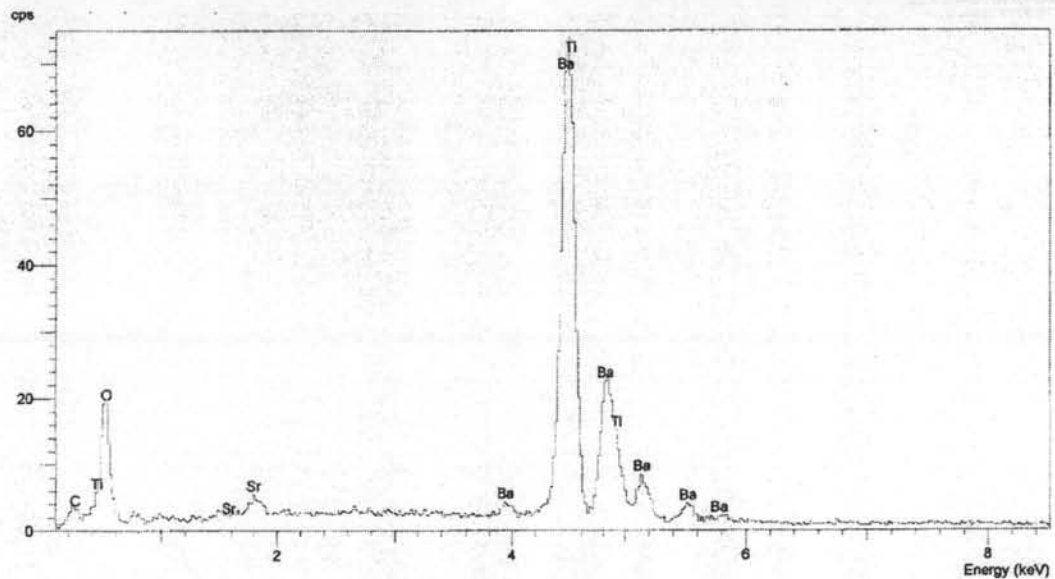


Figure D10 EDS spectrum of $(\text{Ba}_{0.95}\text{Sr}_{0.05})\text{TiO}_3$.

CURRICULUM VITAE

Name: Ms. Siripetch Kaewwata

Date of Birth: April 25, 1982

Nationality: Thai

University Education:

1999-2002 Diploma of Analytical Chemistry, Institute of Analytical
Chemistry Training, Bangkok, Thailand.

2002-2004 Bachelor Degree of Science in Chemistry, Faculty of Science,
Chulalongkorn University, Bangkok, Thailand.