

REFERENCES

- Bailey, S. W. (1980). Summary of recommendations of AIPEA nomenclature committee on clay minerals. American Mineralogist, 65, 1-7.
- Barbari, T. A.; and Datwani, S. S. (1995). Gas separation properties of polysulfone membranes treated with molecular bromine. Journal of Membrane Science, 107, 263-266.
- Barbetta, A.; and Neil, R. C. (2000). The influence of porogen type on the porosity, surface area and morphology of poly(divinylbenzene) PolyHIPE foams. Materials chemistry, 10, 2466-2471.
- Barbetta, A.; and Neil, R. C. (2004). Morphology and Surface Area of Emulsion-Derived (polyHIPE) Solid Foams Prepared with Oil-Phase Soluble Porogenic Solvents: Span 80 as Surfactant. Macromolecules, 37, 3188-3201.
- Barbetta, A.; and Neil, R. C. (2004). Morphology and Surface Area of Emulsion-Derived (polyHIPE) Solid Foams Prepared with Oil-Phase Soluble Porogenic Solvents: Three-Component Surfactant System. Macromolecules, 37(9), 3202-3213.
- Barlt, H.; and von Bonin, W. (1963). Copolymerization of unsaturated polyester with styrene in inverted emulsion. Macromolecules, 57, 74-95.
- Clem, E. P.; and Greg, G. Q. (2006). Polymeric CO₂/N₂ gas separation membranes for the capture of carbon dioxide from power plant flue gases. Membrane Science, 279, 1-49.
- Elmes, A. R.; Hammond, K.; and Sherrington, D. C. (1988). European Patent Application 88 303 675.8.
- Feng, L.; Zhen, W.; Huili, Y.; Lianxun, G; and Mengxian, D. (2005). Synthesis of novel maleimide-terminated thioetherimide oligomer and its bulk copolymerization with reactive solvents. polymer, 12, 937-945.
- Ghosal, K.; Chern, R. T; and Freeman, B. D. (1996). Effect of Basic Substituents on Gas Sorption and Permeation in Polysulfone. Macromolecule, 29, 4360-4369

- Haifei, Z.; Georgina, C.; Matthew, J.; and Andrew, I. C. (2003). Uniform Emulsion-Templated Silica Beads with High Pore Volume and Hierarchical Porosity. Advance Materials, 15, 78-81.
- Hedrick, J. L.; Yilgor, I.; Jurek, M.; Hedrick, J. C.; Wilkes, G. L.; and McGrath, J. E. (1990). Chemical modification of matrix resin networks with engineering thermoplastics: 1. Synthesis, morphology, physical behaviour and toughening mechanisms of poly(arylene ether sulphone) modified epoxy networks. Polymer, 32, 2020-2032
- Hergenrother, P. M.; Jensen, B. J.; and Havens, S. J. (1987). Poly(arylene ethers). Polymer, 29, 358-369
- Huang, H-I.; Yang, R.T.; Chinn, D.; and Munson, C.L. (2003). Aminegrafted MCM-48 and silica xerogel as superior sorbents for acidic gas removal from natural gas. Industrial and Engineering Chemistry Research, 42, 2427-2433.
- Ioannis, A. K.; and Anastasios, I. Z. (2002). Removal of arsenic from contaminated water sources by sorption onto iron-oxide-coated polymeric materials. Water Research, 36, 5141-5155.
- Jun, I.; Akinori, Y.; Nariyuki, T.; Hiroyuki, T.; and Nobuki, O. (2002). Development on High Performance Gas Separation Process Using Gas Adsorption. Technical Review, 39, 6-10.
- Kapoor, A.; and Yang, R.T. (1989). Kinetic separation of methane-carbon dioxide mixture by adsorption on molecular sieve carbon. Chemical Engineering, 44, 1723-1733.
- Kristina, H.; Angelika, M.; Ronald, P.; and Alexander, B. (2006). Tailoring mechanical properties of highly porous polymer foams: Silica particle reinforced polymer foam via emulsion templating. Polymer, 47, 4513-4519.
- Lidia, D. (2005). Removal of Adsorbed Organic Impurities from Surface of Spent Catalysts Pd/Activated Carbons. Adsorption, 11, 781-785.
- Lyle, G. D.; Senger, J. S.; Chen, D. H.; Kilic, S.; Wu, S. D.; Mohanty, D. K.; and McGrath, J. E. (1989). Synthesis, curing and physical behaviour of maleimide-terminated poly(ether ketones). Polymer, 30, 978-985

- Manias, E.; Touny, A.; Wu, L.; Strawhecker, K.; Lu, B.; and Chung, T.C. (2001). Polypropylene/montmorillonite nanocomposites: review of the synthetic routes and materials properties. Chem. Mater., 13, 3516-3523.
- Melnitchenko, S.; Thompson, J.G.; Volzone, C.; and Ortiga, J. (2000). Selective gas adsorption by metal exchanged amorphous kaolinite derivative. Applied Clay Science, 17, 35-53.
- Michael, J.; and James, E. (1988). Synthesis and characterization of amine terminated poly(arylene ether sulphone) oligomers. Polymer, 30, 1552-1557.
- Mills, G.A.; Holmes, J.; and Cornelius, E.B. (1950). Acid activation of some bentonitic clays. Journal of Physical and Colloid Chemistry, 54, 1170-1180.
- Neil, R. C.; and Sherrington, D.C. (1996). Tailoring the morphology of emulsion-templated porous polymers. Advanced Polymer Science, 126, 163-171.
- Neil, R. C.; and Sherrington, D.C. (1997). Preparation and glass transition temperatures of elastomeric polyHIPE materials. J Mater Sci, 7(11), 2209-2212.
- Neil, R. C.; and Sherrington, D.C. (1997). Synthesis and Characterization of Poly(aryl ether sulfone) PolyHIPE Materials. Macromolecules, 30(19), 5860-5869.
- Neil, R. C. (2005). High internal phase emulsion templating as a route to well-defined porous polymers. Polymer, 46, 1439-1449.
- Pakeyangkoon, P.; Magaraphan, R.; Malakul, P.; and Nithitanakul, M. (2008). High Internal Phase Emulsion Foams (HIPE) filled with Organo bentonite: Hybrid organic-inorganic porous clay heterostructures (HPCH) versus organo-modified bentonite (MOD). Advance in Science and Technology, 54, 293-298
- Pannak, P.; Magaraphan, R.; Malakul, P.; and Nithitanakul, M. (2009). CO₂ gas adsorption from gasification process by poly(HIPes). Master of thesis book.
- Rabelo, D.; and Coutinho, F. M. B. (1994). Structure and properties of styrene-divinylbenzene copolymers. Polymer Bulletin, 33, 493-496.

- Rose, d. B. (1974). Preparation and properties of poly(arylene ether sulphones)*. Polymer, 15, 456-465.
- Reid, B.; Ruiz-Trevino, A.; Musselman, I.; Balkus, K.; and Ferraris, J. (2001). Gas Permeability Properties of Polysulfone Membranes Containing the Mesoporous Molecular Sieve MCM-41. Chemistry of Materials, 13, 2366-2373.
- Scholes, C.A.; Kentish, S.E.; and Stevens, G.W. (2008). Carbon Dioxide Separation through Polymeric Membrane Systems for Flue Gas Applications. Recent Patents on Chemical Engineering, 1, 52-66.
- Sevil, C.; Ezat, K.; and Richard, T. (2006). Supporting ruthenium initiator on polyHIPE. Journal of Molecular Catalysis A, Chemical 254, 138-144.
- Shijiu, J.; and Albert, F. (1991). Preparation and Characterization of Maleimide-Terminated Poly(arylene Ether Sulfone) Oligomers of Various Molecular Weights. Journal of Applied Polymer Science, 43, 1849-1858 .
- Silverstein, R.M.; and Clayton, B.G. (1991). Proton meagnetic resonance spectrometric. Spectrometric identification of organic compounds, 5, 174-177
- Tadros, T. F.; and Vincent, B. (1983). Encyclopedia of Emulsion Technology. New York: Marcel Dekker.
- Walsch, D.C.; Stenhouse, J.I.T.; Kingsbury, L.P.; and Webster, E.J. (1996). Production and characterization of polyHIPE foam for aerosol filtration. J. Aerosol Sci., 27, 629-630.
- Zou, Y.; Vera, G.; and Mata, A. E. (2001). -Adsorption of Carbon Dioxide on Chemically Modified High Surface Area Carbon-Based Adsorbents at High Temperature. Adsorption, 7, 41-50.

APPENDICES

Appendix A Types of Adsorption Isotherm and Hysteresis Loop

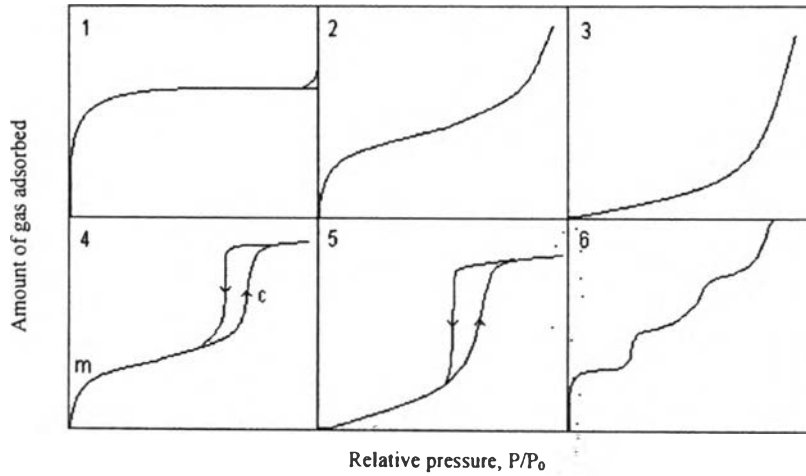


Figure A1 Types of adsorption isotherm according to BDDT classification.

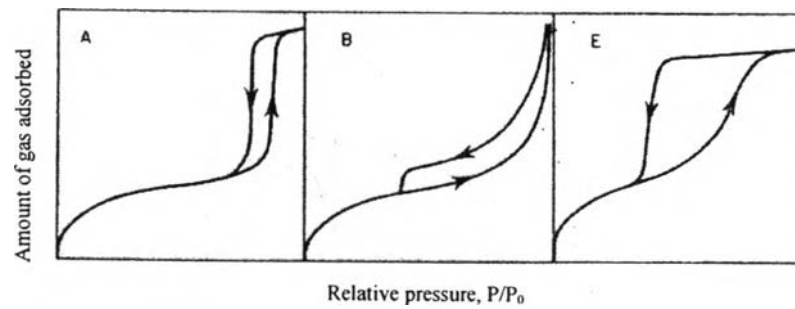


Figure A2 Types of hysteresis loop according to De Boer classification.

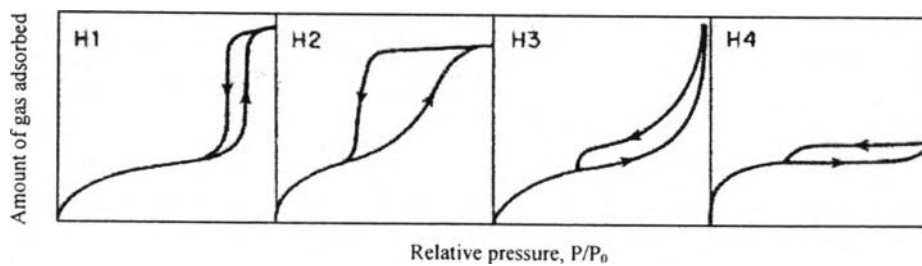


Figure A3 Types of hysteresis loop according to IUPAC classification.

Appendix B Supplementary Results

Table B1 Stress (MPa), and Percentage Strain of Poly(DVB)HIPE filled with different amount of Maleimide terminated PSO-Oligomers content (wt%)

Poly(DVB)HIPE filled with 0 wt% of Maleimide terminated PSO-Oligomers

Stress (MPa)	Percentage Strain
-1.1367E-05	-0.97756
0.00027054	-0.2568
0.0034539	0.43505
0.010439	1.1533
0.021139	1.8778
0.034895	2.6024
0.053983	3.3279
0.074223	4.0517
0.094473	4.7782
0.11439	5.5034
0.13216	6.2258
0.146	6.9494
0.15515	7.6766
0.15899	8.4017
0.16226	9.1252
0.16048	9.8527
0.16022	10.577
0.15978	11.298
0.1582	12.028
0.15479	12.748
0.14959	13.474
0.14332	14.199
0.13964	14.926
0.1361	15.654
0.13245	16.376
0.13042	17.103
0.1273	17.821
0.12486	18.547
0.12227	19.275
0.11918	20.002
0.11913	20.725

0.1156	21.446
0.1144	22.172
0.11182	22.894
0.11075	23.62
0.11116	24.344
0.11154	25.065
0.11251	25.795
0.11321	26.52
0.11374	27.248
0.11366	27.971
0.11415	28.693
0.11484	29.415
0.11452	30.139
0.11577	30.871
0.11734	31.596
0.11662	32.315
0.1162	33.04
0.1179	33.766
0.12014	34.493
0.12267	35.215
0.12435	35.938
0.12462	36.666
0.12617	37.389
0.12246	38.121
0.12218	38.839
0.12182	39.564
0.12429	40.289
0.12803	41.016
0.13003	41.741
0.13294	42.462
0.13515	43.189
0.13699	43.911
0.13934	44.64
0.14406	45.361
0.14687	46.086
0.15155	46.813
0.15291	47.536
0.1561	48.263
0.16049	48.987
0.16458	49.714
0.16736	50.434
0.17209	51.156

0.17837	51.884
0.18287	52.609
0.18766	53.331
0.19368	54.055
0.19957	54.788
0.20662	55.508
0.21548	56.235
0.2242	56.956
0.23425	57.676
0.24432	58.406
0.25595	59.13
0.26756	59.85
0.28265	60.575
0.29433	61.3
0.30882	62.03
0.32365	62.754
0.33884	63.478
0.35694	64.203
0.37608	64.926
0.39535	65.654
0.41642	66.379
0.44587	67.099
0.47073	67.829
0.49926	68.552
0.5319	69.27
0.56495	69.997

Poly(DVB)HIPE filled with 2.5 wt% of Maleimide terminated PSO-Oligomers

Stress	Percentage Strain
8.24E-05	0.44371
2.99E-05	1.1501
-7.50E-05	1.8693
1.65E-05	2.5746
0.001561	3.2821
0.006386	3.9918
0.008825	4.7003
0.009334	5.4114
0.010624	6.1218

0.018971	6.8284
0.029049	7.5428
0.041805	8.2528
0.057701	8.9653
0.07635	9.6731
0.096134	10.375
0.11708	11.091
0.13718	11.797
0.1544	12.509
0.16695	13.222
0.17623	13.93
0.18201	14.643
0.17827	15.351
0.175	16.064
0.17292	16.771
0.16662	17.475
0.15793	18.188
0.15499	18.897
0.15449	19.605
0.15507	20.318
0.1555	21.028
0.15416	21.735
0.15035	22.447
0.139	23.154
0.13813	23.865
0.13987	24.573
0.14076	25.286
0.14152	25.994
0.14154	26.704
0.14053	27.418
0.13882	28.127
0.13357	28.835
0.13383	29.546
0.13503	30.256
0.13191	30.967

0.12214	31.675
0.12115	32.39
0.11982	33.097
0.11875	33.806
0.11597	34.514
0.11513	35.223
0.1136	35.931
0.11208	36.642
0.11029	37.355
0.10927	38.066
0.10765	38.776
0.10563	39.481
0.10536	40.189
0.10498	40.902
0.10575	41.607
0.10702	42.318
0.10767	43.029
0.10935	43.741
0.11053	44.45
0.11129	45.161
0.11403	45.871
0.11548	46.582
0.11737	47.288
0.11861	48
0.11821	48.708
0.12081	49.424
0.11979	50.128
0.14053	27.418
0.13882	28.127
0.13357	28.835
0.13383	29.546
0.12159	50.839
0.1232	51.547
0.1238	52.255
0.11763	52.967

0.11862	53.677
0.11996	54.389
0.12164	55.098
0.12291	55.808
0.12309	56.517
0.12452	57.222
0.12672	57.937
0.12944	58.642
0.13399	59.352
0.13728	60.068
0.14131	60.775
0.14619	61.484
0.15136	62.195
0.15684	62.904
0.16211	63.618
0.16734	64.323
0.17343	65.04
0.17953	65.743
0.18495	66.457
0.19185	67.163
0.20171	67.878
0.21258	68.587
0.22325	69.298
0.23367	70.002

Poly(DVB)HIPE filled with 5 wt% of Maleimide terminated PSO-Oligomers

Stress (MPa)	Percentage Strain
-0.00038621	-0.99299
-0.000062121	-0.26256
0.0027324	0.43226
0.0074201	1.1603
0.01466	1.8862
0.02511	2.6092
0.039523	3.3287
0.059079	4.0609

0.075349	4.7789
0.10224	5.507
0.13072	6.2282
0.16115	6.954
0.18366	7.6814
0.20042	8.4041
0.21296	9.1338
0.21565	9.8512
0.20702	10.578
0.20812	11.305
0.20691	12.03
0.2054	12.748
0.20277	13.476
0.20002	14.201
0.19278	14.922
0.18697	15.655
0.17741	16.373
0.17122	17.103
0.16777	17.826
0.16286	18.547
0.16276	19.271
0.15945	19.999
0.15366	20.721
0.14777	21.451
0.14338	22.172
0.13937	22.899
0.13226	23.621
0.12347	24.344
0.12002	25.07
0.12016	25.793
0.12112	26.522
0.12115	27.244
0.11972	27.971
0.1184	28.696
0.12132	29.419
0.1212	30.139
0.12323	30.861
0.12024	31.587
0.12167	32.311
0.12374	33.039
0.12299	33.763
0.1251	34.491

0.12643	35.217
0.12652	35.933
0.12574	36.658
0.12754	37.389
0.12953	38.117
0.13153	38.835
0.13351	39.563
0.137	40.287
0.13953	41.016
0.14199	41.736
0.14414	42.461
0.14496	43.185
0.14752	43.908
0.15088	44.635
0.1538	45.357
0.15735	46.084
0.15911	46.804
0.16357	47.526
0.16489	48.256
0.16835	48.984
0.17018	49.708
0.17087	50.428
0.17091	51.155
0.17308	51.883
0.17573	52.601
0.17931	53.326
0.18333	54.053
0.18703	54.778
0.18941	55.502
0.18999	56.228
0.19356	56.952
0.19716	57.678
0.19919	58.401
0.2024	59.124
0.20556	59.843
0.20974	60.577
0.2142	61.297
0.21886	62.024
0.22496	62.745
0.23202	63.472
0.24079	64.196
0.2481	64.916

0.25685	65.643
0.26541	66.37
0.27505	67.093
0.28653	67.812
0.29744	68.541
0.31033	69.266
0.3233	69.99

Poly(DVB)HIPE filled with 10 wt% of Maleimide terminated PSO-Oligomers

Stress (MPa)	Percentage Strain
0.000094898	-6.0308
0.000030585	-5.2496
0.000063769	-4.4741
-0.000033178	-3.7034
-0.000058388	-2.926
0.000065098	-2.1483
8.3441E-06	-1.3711
-0.000089359	-0.59828
0.0025022	0.14858
0.014337	0.92101
0.031316	1.7015
0.047027	2.4747
0.067546	3.2543
0.093373	4.0307
0.1209	4.8093
0.14859	5.5803
0.17015	6.3553
0.18542	7.1304
0.19472	7.9094
0.19452	8.6808
0.19192	9.4631
0.18957	10.234
0.1895	11.009
0.18598	11.79
0.17789	12.563
0.17416	13.338
0.17116	14.121
0.16925	14.894
0.16311	15.672
0.15575	16.449
0.15182	17.225

0.15076	18
0.14958	18.776
0.13851	19.551
0.13535	20.328
0.13465	21.105
0.13629	21.881
0.13713	22.651
0.13772	23.43
0.13989	24.212
0.14036	24.988
0.13938	25.759
0.13978	26.539
0.14079	27.315
0.14248	28.085
0.14385	28.864
0.14159	29.641
0.14299	30.418
0.14229	31.191
0.14287	31.965
0.14536	32.742
0.14753	33.52
0.14552	34.297
0.14614	35.074
0.14741	35.848
0.1494	36.626
0.15091	37.4
0.15282	38.176
0.15337	38.95
0.15293	39.734
0.15073	40.503
0.14875	41.284
0.15062	42.056
0.15308	42.832
0.15473	43.612
0.15818	44.387
0.16091	45.159
0.1643	45.933
0.16952	46.714
0.1734	47.493
0.17633	48.271
0.17865	49.044
0.18297	49.818

0.18762	50.592
0.19272	51.371
0.19617	52.151
0.19993	52.93
0.20634	53.705
0.21221	54.479
0.2178	55.258
0.22544	56.028
0.23327	56.809
0.23969	57.579
0.24798	58.356
0.25627	59.132
0.26497	59.91
0.27585	60.689
0.28501	61.464
0.29503	62.239
0.30542	63.019
0.31578	63.791
0.3286	64.562
0.34084	65.339
0.35465	66.117
0.36884	66.898
0.3831	67.671
0.40244	68.444
0.41744	69.224
0.43724	69.996

Table B2 Retention time, Area, Percentage and Adsorbtion (mmol/min, mmol/g) of Poly(DVB)HIPE filled with different amount of Maleimide terminated PSO-Oligomers content (wt%) From Pilot Gasification Unit

Poly(DVB)HIPE filled with 0 wt% of Maleimide terminated PSO-Oligomers
Standard Retention time 8.3, area 3885.5

sample	re. time	area	%	Adsorbtion(mmol/min)	Adsorbtion(mmol/g)
Blank 1	8.248	89612.5	23.0633123	17.50340667	
Blank 2	8.239	87033.8	22.3996397	16.99972655	
Blank 3	8.227	87481.2	22.5147857	17.08711418	
Blank 4	8.224	86362.3	22.2268177	16.86856697	
			Average	17.11470359	
PSO 0 1	8.227	78190.3	20.1236134	15.2723852	1.842318394
PSO 0 2	8.223	83995.5	21.6176811	16.40627585	0.708427738
PSO 0 3	8.219	86611.1	22.2908506	16.9171634	0.197540189
PSO 0 4	8.222	85693.3	22.054639	16.7378957	0.376807888
				Sum	3.12509421

Poly(DVB)HIPE filled with 2.5 wt% of Maleimide terminated PSO-Oligomers
Standard Retention time 8.3, area 3885.5

sample	re. time	area	%	Adsorbtion(mmol/min)	Adsorbtion(mmol/g)
blank1	8.248	89612.5	23.0633123	17.50340667	
blank2	8.239	87033.8	22.3996397	16.99972655	
blank3	8.227	87481.2	22.5147857	17.08711418	
blank4	8.224	86362.3	22.2268177	16.86856697	
			Average	17.11470359	
PSO 2.5 1	8.227	78829.2	20.2880453	15.39717723	1.717526356
PSO 2.5 2	8.223	83979.1	21.6134603	16.40307255	0.71163104
PSO 2.5 3	8.219	85722.3	22.0621027	16.74356008	0.371143513
PSO 2.5 4	8.222	85755.1	22.0705443	16.74996668	0.36473691
PSO 2.5 5				Sum	3.2121464

Poly(DVB)HIPE filled with 5 wt% of Maleimide terminated PSO-Oligomers
Standard Retention time 8.3, area 3885.5

sample	re. time	area	%	Adsorbtion(mmol/min)	Adsorbtion(mmol/g)
Blank 1	8.214	81944.3	21.0897697	16.00562876	
Blank 2	8.221	82269	21.1733368	16.06905022	
Blank 3	8.222	81179.4	20.8929095	15.85622599	
Blank 4	8.221	83212.5	21.4161627	16.25333773	
			Average	16.04606067	
PSO 5 1	8.235	72071.4	18.5488097	14.07722163	1.96883904
PSO 5 2	8.23	75747.3	19.4948655	14.79521044	1.250850226
PSO 5 3	8.223	81488.4	20.972436	15.91658088	0.129479792
PSO 5 4	8.221	82684.4	21.2802471	16.15018751	-0.10412684
PSO 5 5	8.225	82694	21.2827178	16.15206261	-0.106001944
				Sum	3.349169059

Poly(DVB)HIPE filled with 10 wt% of Maleimide terminated PSO-Oligomers
Standard Retention time 8.3, area 3885.5

sample	re. time	area	%	Adsorbtion(mmol/min)	Adsorbtion(mmol/g)
Blank 1	8.214	81844.3	21.0640329	15.98609643	
Blank 2	8.221	82268.5	21.1732081	16.06895256	
Blank 3	8.222	81175.9	20.8920088	15.85554236	
Blank 4	8.221	83212	21.416034	16.25324007	
			Average	16.04095785	
PSO 10 1	8.235	71939.2	18.5147857	14.05139989	1.989557957
PSO 10 2	8.229	74604.2	19.2006692	14.57193641	1.469021438
PSO 10 3	8.223	82376	21.200875	16.08994981	-0.048991963
PSO 10 4	8.226	82395.3	21.2058422	16.09371955	-0.052761703
PSO 10 5	8.224	82543.3	21.2439326	16.1226274	-0.081669547
				Sum	3.458579395

**Table B3 Retention time, Area, Percentage and Adsorbtion (mmol/min, mmol/g)
of Poly(DVB)HIPE filled with different amount of acid treated clay content (wt%)
From Pilot Gasification Unit**

Poly(DVB)HIPE filled with 2.5 wt% of acid treated clay
Standard Retention time 8.3, area 4053.1

sample	re. time	area	%	Adsorbtion(mmol/min)	Adsorbtion(mmol/g)
blank1	8.232	71725.1	17.69636	13.43027008	
blank2	8.225	79098.9	19.51565	14.81098793	
blank3	8.221	80892.7	19.95823	15.14687061	
blank4	8.223	80218.9	19.79199	15.02070395	
			Average	14.60220814	
C2.5 1	8.234	60974.3	15.04387	11.41722099	3.3722336
C2.5 2	8.246	71183.8	17.5628	13.32891358	1.460541007
C2.5 3	8.255	73830.5	18.21581	13.82449875	0.964955838
C2.5 4	8.223	79867.8	19.70536	14.95496172	-0.165507132
C2.5 5	8.233	79910.8	19.71597	14.96301332	-0.17355873
				Sum	5.797730445

Poly(DVB)HIPE filled with 5 wt% of acid treated clay
Standard Retention time 8.3, area 4053.1

sample	re. time	area	%	Adsorbtion(mmol/min)	Adsorbtion(mmol/g)
blank1	8.232	70725.1	17.44963	13.24302364	
blank2	8.225	79098.9	19.51565	14.81098793	
blank3	8.221	83892.7	20.6984	15.70860994	
blank4	8.223	82218.9	20.28544	15.39519684	
			Average	14.78945459	
C5 1	8.244	60974.3	15.04387	11.41722099	3.3722336
C5 2	8.246	72183.8	17.80953	13.51616003	1.273294561
C5 3	8.225	77830.5	19.20271	14.57348454	0.215970053
C5 4	8.222	79857	19.7027	14.95293946	-0.163484871
C5 5	8.223	79310.8	19.56794	14.85066545	-0.061210862
				Sum	4.645528161

Poly(DVB)HIPE filled with 10 wt% of acid treated clay
 Standard Retention time 8.3, area 4053.1

sample	re. time	area	%	Adsorbtion(mmol/min)	Adsorbtion(mmol/g)
blank 1	8.232	70725.1	17.44963	13.24302364	
blank 2	8.225	79098.9	19.51565	14.81098793	
blank 3	8.221	83892.7	20.6984	15.70860994	
blank 4	8.223	82218.9	20.28544	15.39519684	
			Average	14.78945459	
C10 1	8.228	70769.6	17.46061	13.2513561	1.538098485
C10 2	8.222	77829.2	19.20239	14.57324112	0.216213473
C10 3	8.22	84327.3	20.80563	15.78998725	-1.00053266
C10 4	8.219	81707.2	20.15919	15.29938284	-0.509928246
				Sum	1.754311958

CURRICULUM VITAE

Name: Ms. Monreudee Dejsukdipol

Date of Birth: December 12, 1985

Nationality: Thai

University Education:

2004-2008 B.Sc. in Chemical Science, Faculty of Science,
Chulalongkorn University, Bangkok, Thailand.

Proceedings:

1. Dejsukdipol, M.; Pakeyangkoon, P.; and Nithitanakul, M. (2010, April 22) Highly Porous Polymeric Foam of Poly(DVB) Filled with Maleimide-Terminated Poly(arylene ether sulfone) Oligomers via High Internal Phase Emulsion. Proceeding of the 16th PPC Symposium on Petroleum, Petrochems, and Polymers, Bangkok, Thailand.
2. Dejsukdipol, M.; Pakeyangkoon, P.; and Nithitanakul, M. (2009, August 23-25) Highly Porous Polymeric Foam of Maleimide-Terminated Poly(arylene ether sulfone) Oligomers via High Internal Phase Emulsion. Proceedings of the Fourth International Symposium in Science and Technology at Kunsai University 2009, Kansai, Japan.

Presentations:

1. Dejsukdipol, M.; Pakeyangkoon, P.; and Nithitanakul, M. (2010, April 22) Highly Porous Polymeric Foam of Poly(DVB) Filled with Maleimide-Terminated Poly(arylene ether sulfone) Oligomers via High Internal Phase Emulsion. Poster presented at the 16th PPC Symposium on Petroleum, Petrochems, and Polymers. Bangkok, Thailand.
2. Dejsukdipol, M.; Pakeyangkoon, P.; and Nithitanakul, M. (2009, August 23-25) Highly Porous Polymeric Foam of Maleimide-Terminated Poly(arylene ether sulfone) Oligomers via High Internal Phase Emulsion. Paper presented at The Fourth



International Symposium in Science and Technology at Kunsai University 2009,
Kansai, Japan.