

## REFERENCES

1. Parkyn, B., and Clifton, B.V. Polyester Volume 2. New York: American Elsevier Publishing Company Inc, 1967. pp.3-88.
2. Lawrence, E. Polyester Resin. pp.13-77. New York: The Guinn Co., Inc, 1967.
3. Schildknecht, C.E., and Skeist, I. Polymerization process. U.S.A., 1977. pp.69-87.
4. Amoco Chemical Company/Bulletin IP-70a. How Ingredients Influence Unsaturates Polyester Properties. U.S.A.: Amoco Chemical Company, 1987. pp.1-27.
5. Turner, G.P.A. Paint second edition. U.S.A.: Chapman and Hall Ltd, 1980. pp204-217.
6. Wailen, K., and Han, C.D. Chemorheology of thermosetting resins. III. Effect of low-profile additive on the chemorheology and curing kinetics of unsaturated polyester resin. J. Appl. Polym. Sci. 28(1983): 3207-3225.
7. Wailen, K., and Han, C.D. Chemorheology of thermosetting resins. II. Effect of particulates on the chemorheology the curing kinetics of unsaturated polyester resin. J. Appl. Polym. Sci. 28(1983): 3185-3206.
8. Han, C.D., and Lem, K. Chemorheology of thermosetting resins. I. The chemorheology and curing kinetics of unsaturated polyester resin. J. Appl. Polym. Sci. 28(1983): 3155-3183.
9. NG, H., and Manas-zloczower, I. A non isothermal differential scanning Calorimetry study of the curing kinetics of unsaturated polyester system. J. Polym. Eng. Sci. 29(1989): 1097-1102.
10. Cuadrado, T.R., Borrajo, J., and Williams, R.J.J. On the curing kinetics of unsaturated polyesters with styrene. J. Appl. Polym. Sci. 28(1983): 485-499.

11. Rodriguez, E.L. The effect of reactive monomers and functional polymers on the mechanical properties of an unsaturated polyester resin. J. Polym. Eng. Sci. 33(1993): 115-121.
12. Delcaba, K., Guerrero, P., Eceiz, A., and Mondragon, I. Kinetic and rheological studied of an unsaturated polyester cured with different catalyst amounts. Polymer. 37(1996): 275-280.
13. Muzumdar, S.V., and Jame Lee, L. Prediction of gel-time in the cure of unsaturated polyester resins: phenomenological modeling vs. statistical analysis. J. Polym. Eng. Sci. 31(1991): 1647-1656.
14. Paci, M., and Campana, F. Unsaturated polyester-styrene resins: effect of the catalyst concentration on the kinetic rate and activation energy of the radical crosslinking reactions. Polymer. 26(1985): 1885-1887.
15. Yang, Y., and Suspene, L. Curing of unsaturated polyester resin; viscosity studied and simulations in pre-gel state. J. Polym. Eng. Sci. 31(1991)321-332.
15. Rodriguez, E.L. The effect of free radical initiators and fillers on the cure unsaturated polyester resins. J. Polym. Eng. Sci. 31(1991): 1022-1028.
17. Huang, Y., and Chen, C. Curing of unsaturated polyester resins-Effect of comoners composition. I. Low-temperature reactions. J. Appl. Polym. Sci. 46 (1992): 1573-1601.
18. Frochling, P.E. Crosslinking of unsaturated polyester resin by combination of vinyl esters and methacrylates. J. Appl. Polym. Sci. 27(1982): 3577-3584.
19. Ruffier, M., Merle, G., and Pascault, J.P. Influence of processing conditions on shrinkage behavior of low profile unsaturated polyester resins. I: Systems without fillers. J. Polym. Eng. Sci. 33(1993): 466-473.

20. Huang, Y., and Su, C. Effect of poly(vinyl acetate) and poly(methylmethacrylate) low-profile additives on the curing of unsaturated polyester resins: rheokinetics and morphological changes up to gelation. Polymer. 35 (1994): 2397-2410.
21. Kinkelaar, M., Wang, S., and Jame Lee, L. Shrinkage behavior of low profile unsaturated polyester resins. Polymer. 35(1994): 3011-3022.
22. Hsu, C.P., Kinelaar, M., Hu, P., and Jame Lee, L. Effects of thermoplastic additive on the cure of unsaturated polyester resins. J. Polym. Eng. Sci. 31(1991): 1450-1460.
23. Zheng, H., Zheng, S., and Guo, Q. Thermosetting polymer blends of unsaturated polyester resin and poly(ethylene oxide). I. Miscibility and thermal properties. J. Appl. Polym. Sci. 35(1997): 3161-3168.
24. Suspene, L., Gerard, J., and Pascault, J. Morphology of unsaturated polyester resin-additive blends. J. polym. Eng. Sci. 30(1990): 1585-1590.
25. Lin, M., and Chang, R. Chemorheology on simultaneous IPN formation of epoxy resin and unsaturated polyester. J. Appl. Polym. Sci. 46(1992): 851-827.
26. Daniels, C.A. Polymers : structure and properties. Pennsylvania: Technomic Publishing company, Inc., 1989. pp.43-89.
27. Odian, G. Priciples of polymerization. 3<sup>rd</sup> Edition.. New York: John Wiley & Sons, Inc., 1991. pp. 478-481.
28. The Q-Panel company. Accelerated weathering cyclic corrosion testing Standard test substrates. U.S.A.: The Q-Panel company, 1992. pp.1-25.
29. Cheremisinoff, N.P., and Cheremisinoff, P.N. Fiberglass-reinforced plastics deskbook. Michigan: Ann Arbor Science Publishers Inc., 1979. pp.43-45.

## **APPENDICE**

## APPENDIX A

### Tests for Unsaturated polyester

#### A1. Acid Value (ASTM D 1639-90)

This method is used to determine the free acidity present in the non-volatile portion of resins. The specimen (2-3 g) is dissolved in a mixture of toluene and methanol (0:30 v/v), then is titrated with 0.1 KOH using phenolphthalein as an indicator. The acid value is calculated as follows;

$$\text{Acid Value (mg KOH/g)} = \frac{VK}{S \times N}$$

Where:

V = volume of KOH solution required for titration of the specimen, ml

K = weight of KOH per millilitre of KOH solution, mg

S = specimen weight, g

N = non-volatile content of the material expressed as a decimal fraction.

#### A2. Non-volatile Content (ASTM D 1644)

The method determines the fraction of resin that is relatively satiable at temperature of the test (105°C, 3 h) while volatile solvents are driven off. The non-volatile content is calculated as follows;

$$\text{Non-volatile content, \%} = \{(C-A)/S\} \times 100$$

Where:

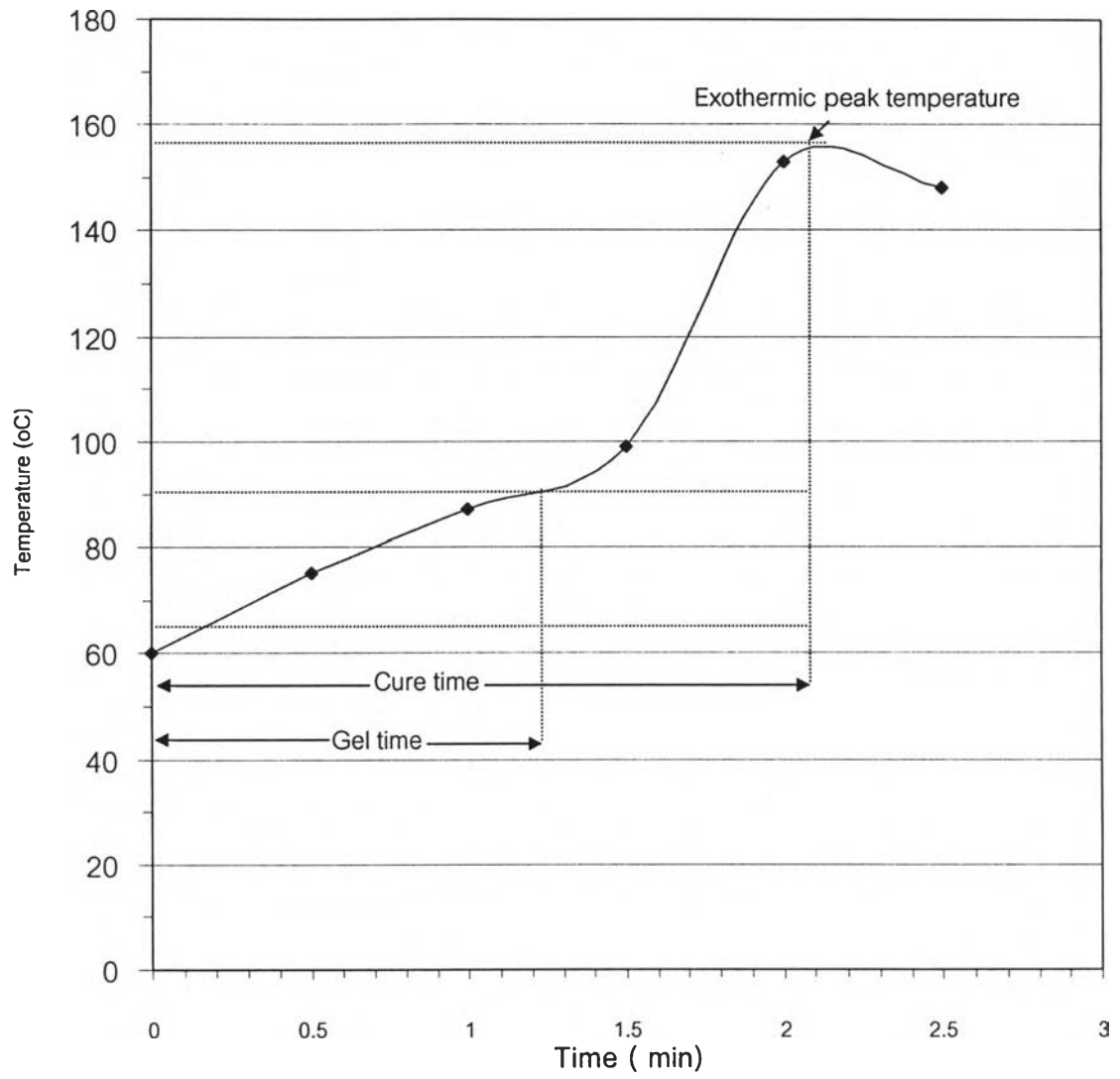
A = weight of aluminium dish, g

S = weight of specimen used, g

C = weight of aluminium dish and content after heating, g

### A3. SPI Gel Test

The specimen is measured by curing at 60°C and plotting the exothermal temperature against time by the temperature recorder. The time is required for the mixture from 65°C to reach 90°C is defined as the geltime, the time is required for the mixture to reach the maximum temperature from 65°C is defined as the curetime, and the temperature for which the specimen to reach the maximum temperature is defined as the maximum exothermic temperature. The example graph is shown in Figure A-1.



**Figure A-1** The exothermal temperature graph by SPI gel test

## APPENDIX B

### Mechanical Properties Tests for Unsaturated polyester

#### B1. Tensile Strength (ASTM D638-93)

Tensile strength is a measure of the resistance of a material to stress pulling in opposition direction.

$$\text{Tensile strength (N/mm}^2\text{)} = \frac{\text{Load (N)}}{\text{Cross-sectional area (mm}^2\text{)}}$$

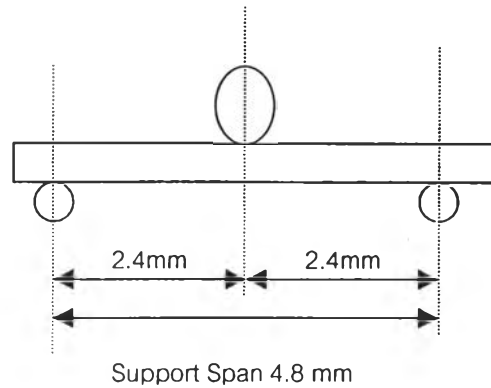
Load is the maximum load to cause failure of the specimen. Cross-section area is the multiply the width by the thickness of the neck area.

#### B2. Flexural Strength (ASTM D790)

Flexural strength is the maximum flexural stress that obtained by a method wherein the product of the flexural load applied to a test piece at a speed test and the distance between supporting points is divided by the width of the piece and the square of the height of the test piece and is multiplied by a factor.

In this study the specimen size of 60x25x3 mm and the span is 48 mm. The tested specimen is placed on a supporting as shown in Figure B-1





**Figure B-1** Flexural strength by Three Point Loading

$$\text{Flexural strength (N/mm}^2\text{)} = \frac{3PL}{2bd^2}$$

where :

- P = load at the given point on the load-deflection curve (N)
- L = support span (mm)
- b = width of specimen beam (mm)
- d = thickness or depth of specimen (mm)

### **B3. Heat Distortion Temperature (ASTM 648-82)**

Heat distortion temperature is a temperature that the test bar has deflected 0.26 mm. This temperature is recorded as the deflection temperature under flexural load of the test specimen.

The specimen is immersed under load in a heat-transfer medium provided with a means of raising the temperature at 2°C/min as shown in Figure B-2.

Unit: mm

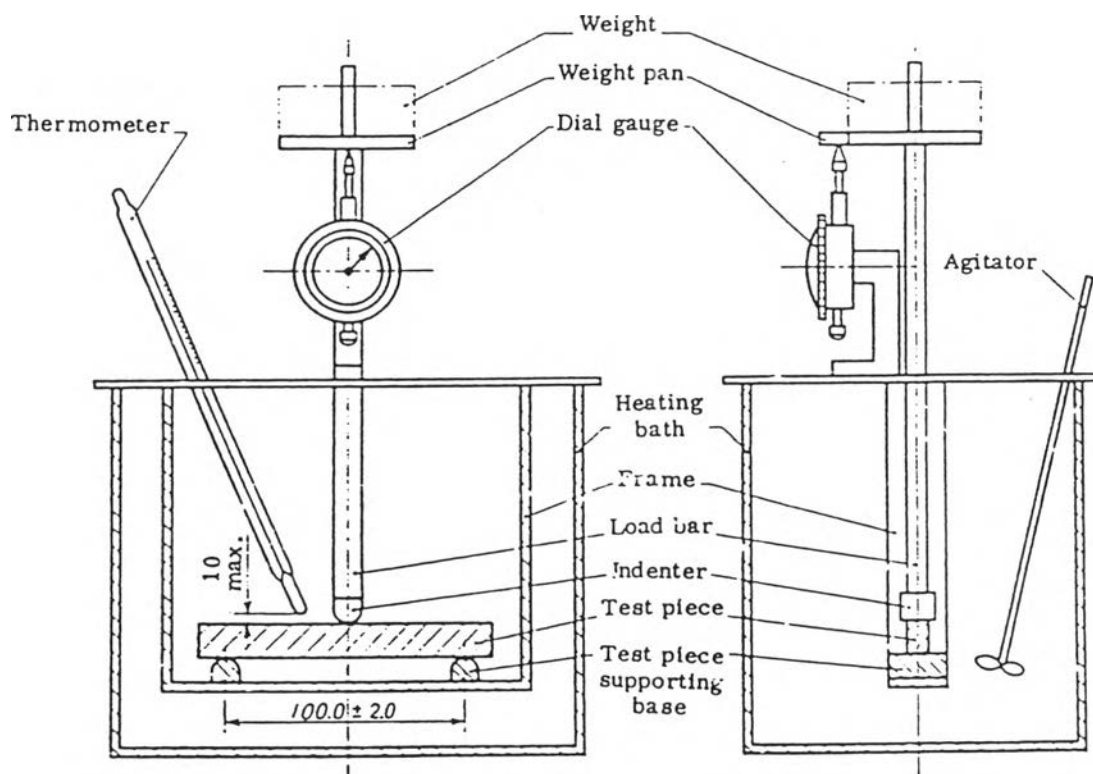


Figure B-2 Apparatus for heat distortion temperature test under Load

#### **B4. Hardness (ASTM D785-93)**

A Rockwell hardness number is number derived from the net increase in depth impression as the load on an indenter is increased from a fixed minor load to a major load and then returned to a minor load. In this study, Rockwell hardness scale is the following:


Rockwell Hardness Scale (Red Dial Numbers)	Minor Load (kg)	Major Load (kg)	Indenter Diameter	
			In.	mm.
M	10	100	0.2500	6.350

#### **B5. Weathering Resistance (ASTM G53)**

Weathering resistance is measured by the apparatus under this practice that is intended to simulate the deterioration caused by water as rain or dew and the ultraviolet energy in sunlight. Specimens are alternately exposed to ultraviolet light alone and to condensation alone in a repetitive cycle. The UV source is an array of fluorescent lamps, with lamp emission concentrated in the UV range. Condensation is produced by exposing the test surface to a heated, saturated mixture of air and water vapor, while the reverse side of the test specimen is exposed to the cooling influence of ambient room air.

Cycle of UV exposure time and temperature is 4 h UV at 60°C, 4 h condensation at 50°C and the test duration is 110 h in this study. The test specimens shall be mounted in stationary racks with the plane of the test surface parallel to the

plane of the lamps at a distance of 50 mm from the nearest surface of the lamps, as shown in Figure B-3.



The Q-U-V Accelerated Weathering Tester

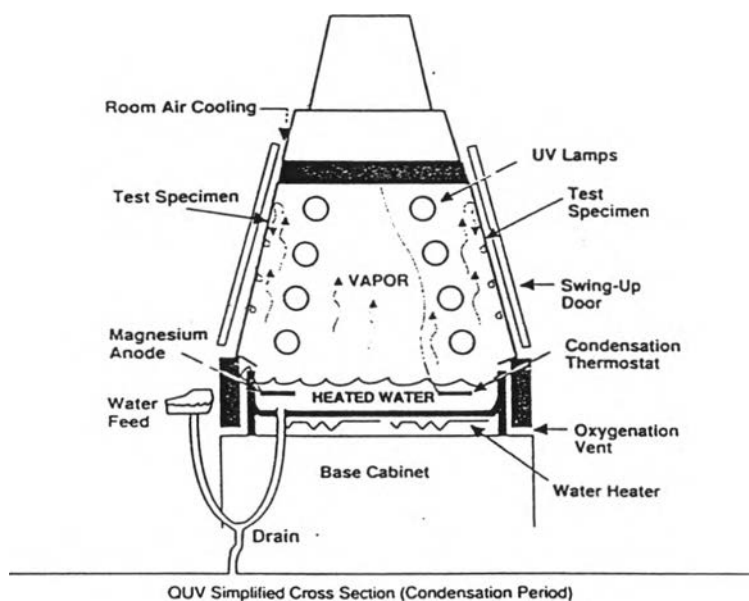


Figure B-3 Apparatus for weathering resistance test

## APPENDIX C

**Table C-1** Viscosity of orthophthalic and isophthalic UPR

Weight ratio of UP : SM : MMA	Viscosity (cps) , 25°C	
	Ortho UPR	Iso UPR
65 : 35 : 0	569	1100
65 : 30 : 5	523	957
65 : 25 : 10	479	960
65 : 20 : 15	433	838
65 : 15 : 20	421	904
65 : 10 : 25	409	823
65 : 0 : 35	332	721

**Table C-2** Non-volatile content of orthophthalic and isophthalic UPR

Weight ratio of UP : SM : MMA	Non-volatile content (%)	
	Ortho UPR	Iso UPR
65 : 35 : 0	64.3	64.6
65 : 30 : 5	65.0	64.7
65 : 25 : 10	65.2	64.9
65 : 20 : 15	65.2	64.8
65 : 15 : 20	65.8	65.2
65 : 10 : 25	65.8	65.4
65 : 0 : 35	65.6	65.0

**Table C-3** Acid Value of orthophthalic and isophthalic UPR

Weight ratio of UP : SM : MMA	Acid value (mg KOH/g)	
	Ortho UPR	Iso UPR
65 : 35 : 0	22.4	11.0
65 : 30 : 5	22.7	11.1
65 : 25 : 10	22.2	11.1
65 : 20 : 15	22.7	11.0
65 : 15 : 20	23.5	11.5
65 : 10 : 25	22.2	11.6
65 : 0 : 35	22.8	10.7

**Table C-4** Gel time (Cup gel test) of orthophthalic and isophthalic UPR

Weight ratio of UP : SM : MMA	Gel time (min), 25°C, Co 0.2 wt%, MEKPO 1.0 wt%	
	Ortho UPR	Iso UPR
65 : 35 : 0	6.4	9.7
65 : 30 : 5	12.0	18.8
65 : 25 : 10	17.4	22.3
65 : 20 : 15	28.7	35.7
65 : 15 : 20	36.9	41.0
65 : 10 : 25	56.4	60.2
65 : 0 : 35	163.9	240

**Table C-5** Gel time (SPI gel test) of orthophthalic and isophthalic UPR

Weight ratio of UP : SM : MMA	Gel time (min), 60°C, Co 0.2 wt%, MEKPO 1.0 wt%	
	Ortho UPR	Iso UPR
65 : 35 : 0	1.2	1.2
65 : 30 : 5	1.9	1.5
65 : 25 : 10	2.5	1.7
65 : 20 : 15	3.5	2.2
65 : 15 : 20	4.6	3.2
65 : 10 : 25	5.6	3.5
65 : 0 : 35	6.2	5.0

**Table C-6** Cure time (SPI gel test) of orthophthalic and isophthalic UPR

Weight ratio of UP : SM : MMA	Cure time (min), 60°C, Co 0.2 wt%, MEKPO 1.0 wt%	
	Ortho UPR	Iso UPR
65 : 35 : 0	3.0	2.9
65 : 30 : 5	3.4	2.6
65 : 25 : 10	4.0	3.0
65 : 20 : 15	5.0	3.4
65 : 15 : 20	5.9	4.1
65 : 10 : 25	7.0	5.0
65 : 0 : 35	6.9	5.3

**Table C-7** Exothermic peak temperature (SPI gel test) of orthophthalic and isophthalic UPR

Weight ratio of UP : SM : MMA	Exothermic peak temperature ( $^{\circ}\text{C}$ ), $60^{\circ}\text{C}$ , Co 0.2 wt%, MEKPO 1.0 wt%	
	Ortho UPR	Iso UPR
65 : 35 : 0	154	170
65 : 30 : 5	158	180
65 : 25 : 10	156	175
65 : 20 : 15	142	165
65 : 15 : 20	125	130
65 : 10 : 25	117	125
65 : 0 : 35	95	96

**Table C-8** Tensile strength of ortho UP thermoset polyester

Weight ratio of Ortho UP : SM : MMA	Tensile strength ( $\text{N}/\text{mm}^2$ )			
	Amount of MEKPO (% v/wt)			
	0.5	1.0	1.5	2.0
65 : 35 : 0	39	36	38	38
65 : 30 : 5	34	36	40	40
65 : 25 : 10	36	35	36	36
65 : 20 : 15	34	36	36	35
65 : 15 : 20	37	34	35	35
65 : 10 : 25	21	28	30	26



**Table C-9** Tensile strength of iso UP thermoset polyester

Weight ratio of Iso UP : SM : MMA	Tensile strength (N/mm <sup>2</sup> )			
	Amount of MEKPO (% v/wt)			
	0.5	1.0	1.5	2.0
65 : 35 : 0	31	38	34	39
65 : 30 : 5	41	39	35	44
65 : 25 : 10	33	41	35	40
65 : 20 : 15	39	38	43	38
65 : 15 : 20	47	48	50	49
65 : 10 : 25	41	36	40	42

**Table C-10** Flexural strength of ortho UP thermoset polyester

Weight ratio of Ortho UP : SM : MMA	Flexural strength (N/mm <sup>2</sup> )			
	Amount of MEKPO (% v/wt)			
	0.5	1.0	1.5	2.0
65 : 35 : 0	74	70	82	80
65 : 30 : 5	75	63	65	94
65 : 25 : 10	75	69	69	69
65 : 20 : 15	70	76	70	66
65 : 15 : 20	72	67	75	70
65 : 10 : 25	57	57	81	70

**Table C-11** Flexural strength of iso UP thermoset polyester

Weight ratio of Iso UP : SM : MMA	Flexural strength (N/mm <sup>2</sup> )			
	Amount of MEKPO (% v/wt)			
	0.5	1.0	1.5	2.0
65 : 35 : 0	82	97	90	80
65 : 30 : 5	98	94	100	92
65 : 25 : 10	91	99	100	84
65 : 20 : 15	82	81	95	96
65 : 15 : 20	101	102	88	92
65 : 10 : 25	91	102	96	107

**Table C-12** Hardness of ortho UP thermoset polyester

Weight ratio of ortho UP : SM : MMA	Hardness			
	Amount of MEKPO (% v/wt)			
	0.5	1.0	1.5	2.0
65 : 35 : 0	92	101	100	99
65 : 30 : 5	100	103	104	100
65 : 25 : 10	102	99	103	99
65 : 20 : 15	97	99	100	99
65 : 15 : 20	93	96	96	90
65 : 10 : 25	83	84	92	74

**Table C-13** Hardness of iso UP thermoset polyester

Weight ratio of Iso UP : SM : MMA	Hardness			
	Amount of MEKPO (% v/wt)			
	0.5	1.0	1.5	2.0
65 : 35 : 0	104	104	102	101
65 : 30 : 5	102	102	101	102
65 : 25 : 10	105	103	104	104
65 : 20 : 15	106	105	104	103
65 : 15 : 20	106	105	106	105
65 : 10 : 25	102	100	102	98

**Table C-14** Heat distortion temperature of ortho UP thermoset polyester

Weight ratio of ortho UP : SM : MMA	Heat distortion temperature (°C)			
	Amount of MEKPO (% v/wt)			
	0.5	1.0	1.5	2.0
65 : 35 : 0	72	72	71	90
65 : 30 : 5	86	84	82	80
65 : 25 : 10	68	65	63	72
65 : 20 : 15	66	59	58	58
65 : 15 : 20	53	51	49	59
65 : 10 : 25	53	58	50	55

**Table C-15** Heat distortion temperature of iso UP thermoset polyester

Weight ratio of Iso UP : SM : MMA	Heat distortion temperature (°C)			
	Amount of MEKPO (% v/wt)			
	0.5	1.0	1.5	2.0
65 : 35 : 0	89	90	110	104
65 : 30 : 5	74	105	107	80
65 : 25 : 10	92	76	75	92
65 : 20 : 15	86	72	74	72
65 : 15 : 20	71	85	70	69
65 : 10 : 25	61	62	70	55

## VITA

Miss Sasiwimol Siriwarodom was born on September 27, 1971 in Pranakornsriayutthaya Province. She received her B.S. in Chemistry from Faculty of Science, Chulalongkorn University in 1993. Since then, she has joined with Eternal Resin Co., Ltd since 1993. She began her Masters degree study in polymer science, Program of Petrochemistry and Polymer Science, Chulalongkorn University in 1997 and received a Master 's degree of Science in 1999.

