

**COST DETERMINANTS OF
THE THAI FOOD AND DRUG ADMINISTRATION (FDA)**



Miss WANIDA KAEWPANUKRUNGSI

**A Thesis Submitted in Partial Fulfillment of the Requirements
for the Degree of Master of Science in Health Economics**

Department of Economics

Faculty of Economics

Chulalongkorn University


Academic Year 1999

ISBN : 974-346-007-1

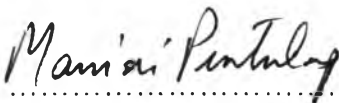
I 19253710


Thesis Title : Cost Determinants of the Thai Food and Drug
Administration (FDA)
By : Miss Wanida Kaewpanukrunsi
Program : Health Economics
Thesis Advisor : Asst. Prof. Sothitorn Mallikamas, Ph.D.


Accepted by the Faculty of Economics, Chulalongkorn University in Partial
Fulfillment of the Requirements for the Master's Degree.

.....Dean, Faculty of Economics
(Assoc. Prof. Suthiphand Chirathivat, Ph.D.)

Thesis Committee :

.....Chairman
(Assoc. Prof. Manisri Puntularp)

.....Thesis Advisor
(Asst. Prof. Sothitorn Mallikamas, Ph.D.)

.....Member
(Asst. Prof. Siripen Supakankunti, Ph.D.)

.....Member
(Asst. Prof. Arthorn Riewpaiboon, Ph.D.)

.....Member
(Chairat Aemkulwat, Ph.D.)

4285843029 : Major HEALTH ECONOMICS
 KEY WORD : THE THAI FDA / COST DETERMINANTS / MULTI-
 PRODUCT COST FUNCTIONS.
 WANIDA KAEWPANUKRUNGSI : COST DETERMINANTS
 OF THE THAI FOOD AND DRUG ADMINISTRATION (FDA)
 THESIS ADVISOR : Asst. Prof. SOTHITORN MALLIKAMAS,
 Ph.D. 90 pp. ISBN 974-346-007-1

The study attempted to investigate cost determinants of the Thai FDA. Multi-product cost functions were constructed, employing the data during 1980-1999 drawn from previous records of actual expenses and various output categories of the Thai FDA. The linear cost functions in which total costs are function of outputs and wage rate were estimated by using ordinary least squares regression analysis.

As a brief data description, total cost of FDA showed a large rising trend at the growth rate 19% on the average during the past 20 years. The percentage of capital stock in the total cost components indicated that land cost tended to be one-fifth of the proportion. Labor expense was also a large proportion in the components. Two types of outputs, pre and post-marketing activities, were employed as the basis for the models. The costs of pre-marketing activities increased sharply during the period 1983-1992 and then fluctuated. The costs of post-marketing activities also increased but declined continuously after 1992. The fluctuation and inconsistency of output volumes have been observed, particularly since 1992, due to the administrative structural changes. Wage rates have been also continuously increasing at the average rate 9.6% each year.

The estimated results revealed that the total cost levels of the Thai FDA could not be explained by the quantitative volume of its outputs. The only output that was significantly negative related to the cost level is amount of product registration. It might be concluded that increases in the volume of product registration would lower the level of costs. Cost elasticities with respect to wage rate ranged from 1.5 to 1.9, implies a labor intensive characteristic of the Thai FDA. The results also indicated that a rise in administrative structural changes after the year 1992 might lower the cost level of post-marketing activities. R^2 values were high, infer that the explanatory variables employed in the models are good determinants of the FDA costs.

With regard to the empirical findings, the government could have an advantage in adoption and fully implementation the output budgeting system in order to efficiently utilize resources.

ภาควิชา Economics

สาขาวิชา Health Economics

ปีการศึกษา 1999

ลายมือชื่อนิสิต Wanida Kaewpanukrungsi

ลายมือชื่ออาจารย์ที่ปรึกษา Sothitorn Mallikamas

ลายมือชื่ออาจารย์ที่ปรึกษาร่วม _____

Acknowledgement

I realize that patience and persistence are prerequisites in working out the completion of theses. Without a good facilitator, however, an effective thesis development becomes impossible. It is a distinct pleasure to avail myself of this opportunity to express my sincere thanks and appreciation to many people for their kind facilitation.

My deep gratitude and indebtedness go to my thesis advisor, Asst. Prof. Sothitorn Mallikamas, who took the trouble of encouragement, criticisms and suggestions at every stage of the work. Long-standing thanks is also given to Asst. Prof. Pongsa Pornchaiwiseskul who always presents his cordial hospitality and exceedingly valuable advice.

A grateful acknowledgement should go to all “Ajarns”, especially who served in my thesis advisory committee, for their kindness and excellent devotion. They offered detailed criticisms from which I have immensely benefited. On this occasion, my special thanks give to the Faculty of Economics, Chulalongkorn University, for its partially supportive funding.

I regret that it is impossible to name here all of my friends who have been involved. However, particular attention should be denoted to all staff members of FDA who always express their sincerity in helping me. To all of the students and staffs at health economics programme, who impressed “friendship” in my memory. Besides, unforgettable thanks to my sister, Yui, for her constant patience in typing during my entire study.

Finally, it should be emphasized that the work is not over. On the contrary, it is only the beginning. It's time to evolve and consolidate health economics knowledge, time to face new challenges. Undoubtedly, any mistake in this thesis is solely my own responsibility.

Wanida Kaewpanukrunsi

April, 2000

Contents

| | Page |
|---|------|
| Abstract | iii |
| Acknowledgement | iv |
| Contents | v |
| List of tables | vii |
| List of figures | viii |
| List of charts | ix |
| Abbreviations | x |
| Chapter | |
| I Introduction | 1 |
| 1.1 Statement of the problem | 5 |
| 1.2-1.4 Objective, scope of study and definition | 9 |
| 1.5 Possible benefits | 9 |
| 1.6 Organization of the study | 10 |
| II Review of literature | 11 |
| III Overview of the Thai FDA | 15 |
| 3.1 Role of governments on health consumer protection | 15 |
| 3.2 Health consumer protection in Thailand | 17 |
| 3.3 Authorities and functions of the Thai FDA | 19 |
| 3.4 Cost and output structure of the Thai FDA | 25 |
| IV Research methodology and model | 37 |
| 4.1 Cost and output concept | 37 |
| 4.2 Methodology and model specification | 39 |
| 4.3 Definition and measurement of variables | 42 |

| | Page |
|--|------|
| Chapter | |
| 4.4 Hypothesis | 46 |
| 4.5 Estimation method | 46 |
| V Results and implication | 47 |
| 5.1 Estimation results | 47 |
| 5.2 Discussion | 51 |
| VI Conclusions and possible policy implications | 54 |
| 6.1 Summary and concluding remarks | 54 |
| 6.2 Possible policy implications | 57 |
| 6.3 Suggestion for further studies | 58 |
| References | 60 |
| Appendices | 64 |
| Appendix A Background and organization structure of the Thai FDA | 65 |
| Appendix B The data of costs and outputs of the Thai FDA, by year | |
| 1980-1999 | 77 |
| Appendix C The estimated data of each cost function | 83 |
| Curriculum Vitae | 90 |

List of Tables

| Table | Page |
|--|------|
| 3.1 Total costs (TC) of the Thai FDA. | 78 |
| 3.2 Costs of pre-marketing activities (C_1) and costs of post-marketing activities (C_2). | 79 |
| 3.3 Unit prices of labor factor input (P_L). | 80 |
| 3.4 Outputs of pre-marketing activities (Q_1). | 81 |
| 3.5 Outputs of post-marketing activities (Q_2). | 82 |
| 5.1 Descriptive statistics of variables | 47 |
| 5.2 Total cost elasticities (first-order coefficients) | 48 |

List of Figures

| Figure | Page |
|---|------|
| 1.1 Annual total budgets of the Thai FDA, by year 1987-1998. | 6 |
| 3.1 The total costs of the Thai FDA. | 30 |
| 3.1a Percentage of capital assets in the total cost components. | 31 |
| 3.1b Percentage of labor expenditures in the total cost components, by year 1980-1989. | 32 |
| 3.1c Percentage of labor expenditures in the total cost components, by year 1990-1999. | 32 |
| 3.2 Percentage of the costs of pre-marketing and costs of post-marketing activities in the total cost components. | 31 |
| 3.2a The costs of pre-marketing activities. | 30 |
| 3.2b The costs of post-marketing activities. | 30 |
| 3.3 The unit prices of labor factor input. | 33 |
| 3.4 The sum amount of outputs of pre-marketing activities (after adjustment)..... | 34 |
| 3.4.1 The amounts of premise and warehouse licentiousness. | 35 |
| 3.4.2 The amounts of product registration. | 35 |
| 3.4.3 The amounts of other outputs of pre-marketing activities. | 35 |
| 3.5 The sum amount of outputs of post-marketing activities (after adjustment)..... | 34 |
| 3.5.1 The amounts of premise and warehouse inspection. | 36 |
| 3.5.2 The amounts of product inspection. | 36 |
| 3.5.3 The amounts of other outputs of post-marketing activities. | 36 |

List of Charts

| Chart | Page |
|---|------|
| 1 Organization of Food and Drug Administration. | 69 |
| 2 Consumers' Health Protection Network within the Ministry of Public Health. | 75 |

Abbreviations

| | | |
|--------|---|--|
| DMS | = | Department of Medical Sciences |
| FDA | = | Food and Drug Administration |
| GMP | = | Good Manufacturing Practice |
| GPO | = | Government Pharmaceutical Organization |
| INCB | = | the International Narcotic Control Board |
| IPCS | = | the International Programme on Chemical Safety |
| NADRMC | = | National Adverse Drug Reaction Monitoring Center |