

REFERENCES

- [1] Fan, L.-J., et al. Fluorescent conjugated polymer molecular wire chemosensors for transition metal ion recognition and signaling. Coordination Chemistry Reviews 253(3-4) (2009): 410-422.
- [2] Lakowicz, J.R. Principles of Fluorescence Spectroscopy. Third ed.: Springer, 2006.
- [3] Mark, B. Quenching processes Available from: <http://www.rose-hulman.edu/~brandt/Fluorescence/> [June]
- [4] de Silva, A.P., et al. Signaling Recognition Events with Fluorescent Sensors and Switches. Chemical Reviews 97(5) (1997): 1515-1566.
- [5] Chattopadhyay, N., Serpa, C., Pereira, M.M., de Melo, J.S., Arnaut, L.G., and Formosinho, S.o.J. Intramolecular Charge Transfer of p-(Dimethylamino)benzethyne- A Case of Nonfluorescent ICT State. J. Phys. Chem. A 105 (2001): 10025-10030.
- [6] Huang, W., Zhang, X., Ma, L.-H., Wang, C.-J., and Jiang, Y.-B. Intramolecular charge transfer dual fluorescence of substituted-phenyl p-dimethylaminobenzoates with comparable electron acceptors. Chemical Physics Letters 352 (2002): 401-407.
- [7] Jiang, Z., Tang, L., Shao, F., Zheng, G., and Lu, P. Synthesis and characterization of 9-(cycloheptatrienylydene)fluorene derivatives: New fluorescent chemosensors for detection of Fe(III) and Cu(II). Sensors and Actuators B: Chemical 134(2) (2008): 414-418.
- [8] Zhu, L., Qin, J., and Yang, C. New metal-coordination-inhibited charge transfer emission for terfluorenes: highly sensitive and selective detection for Hg(II) with ratiometric "turn-on" fluorescence response. Chem Commun (Camb) 46(46) (2010): 8755-7.
- [9] Xu, Q., An, L., Yu, M., and Wang, S. Design and Synthesis of a New Conjugated Polyelectrolyte as a Reversible pH Sensor. Macromolecular Rapid Communications 29(5) (2008): 390-395.
- [10] Sundari, R., Ahmad, M., and Heng, L.Y. Development of an optical fibre reflectance sensor for copper (II) detection based on immobilised salicylic acid. Sensors and Actuators B: Chemical 113(1) (2006): 201-206.
- [11] Sirilaksanapong, S., Sukwattanasinitt, M., and Rashatasakhon, P. 1,3,5-Triphenylbenzene fluorophore as a selective Cu(II) sensor in aqueous media. Chem Commun (Camb) 48(2) (2012): 293-5.



2905392820

- [12] Auttapornpitak, P., Sukwattanasinitt, M., and Rashatasakhon, P. Water-soluble branched phenylene-ethynylene fluorophores with N-phenylcarbazole core. Sensors and Actuators B: Chemical 178 (2013): 296-301.
- [13] Niamnont, N., Kimpitak, N., Tumcharern, G., Rashatasakhon, P., and Sukwattanasinitt, M. Highly sensitive salicylic fluorophore for visual detection of picomole amounts of Cu(II). RSC Advances 3(47) (2013): 25215.
- [14] BLOM, Petra, Francoise, M., HOFLACK, Jan, and Jozef, M.C. Macrocyclic flt3 kinase inhibitors 2013.
- [15] Zhang, X., Ji, X., Jiang, S., Liu, L., Weeks, B.L., and Zhang, Z. Highly efficient synthesis of 9-fluorenones from 9H-fluorenes by air oxidation. Green Chemistry 13(7) (2011): 1891.
- [16] Du, H., Fuh, R.-C.A., Li, J., Corkan, L.A., and Lindsey, J.S. PhotochemCAD: A Computer-Aided Design and Research Tool in Photochemistry. Photochemistry and Photobiology 68(2) (1998): 141-142.
- [17] Burrows, H.D., et al. Fluorescence Enhancement of the Water- Soluble Poly{1,4-phenylene-[9,9-bis-(4-phenoxybutylsulfonate)]fluorene-2,7-diyl} Copolymer in n-Dodecylpentaoxyethylene Glycol Ether Micelles. Macromolecules 37(20) (2004): 7425-7427.
- [18] Rodríguez, J.G., Tejedor, J.L., La Parra, T., and Diaz, C. Synthesis of conjugated 2,7-bis(trimethylsilylethynyl)-(phenylethynyl)fluoren-9-one and 9-(p-methoxyphenyl)-9-methyl derivatives: optical properties. Tetrahedron 62(14) (2006): 3355-3361.
- [19] Estrada, L.A., Cai, X., and Neckers, D.C. Nonradiative Decay Mechanism of Fluoren-9-ylidene Malononitrile Ambipolar Derivatives. The Journal of Physical Chemistry A 115(11) (2011): 2184-2195.
- [20] Estrada, L.A. and Neckers, D.C. Synthesis and Photophysics of Ambipolar Fluoren-9-ylidene Malononitrile Derivatives. The Journal of Organic Chemistry 74(21) (2009): 8484-8487.
- [21] Hatai, J., Pal, S., Jose, G.P., and Bandyopadhyay, S. Histidine Based Fluorescence Sensor Detects Hg(II) in Solution, Paper Strips, and in Cells. Inorganic Chemistry 51(19) (2012): 10129-10135.
- [22] Vij, V., Bhalla, V., and Kumar, M. Attogram Detection of Picric Acid by Hexaperi-Hexabenzocoronene-Based Chemosensors by Controlled Aggregation-Induced Emission Enhancement. ACS Appl Mater Interfaces 5(11) (2013): 5373-5380.



ต้นฉบับ หน้าขาดหาย

APPENDIX



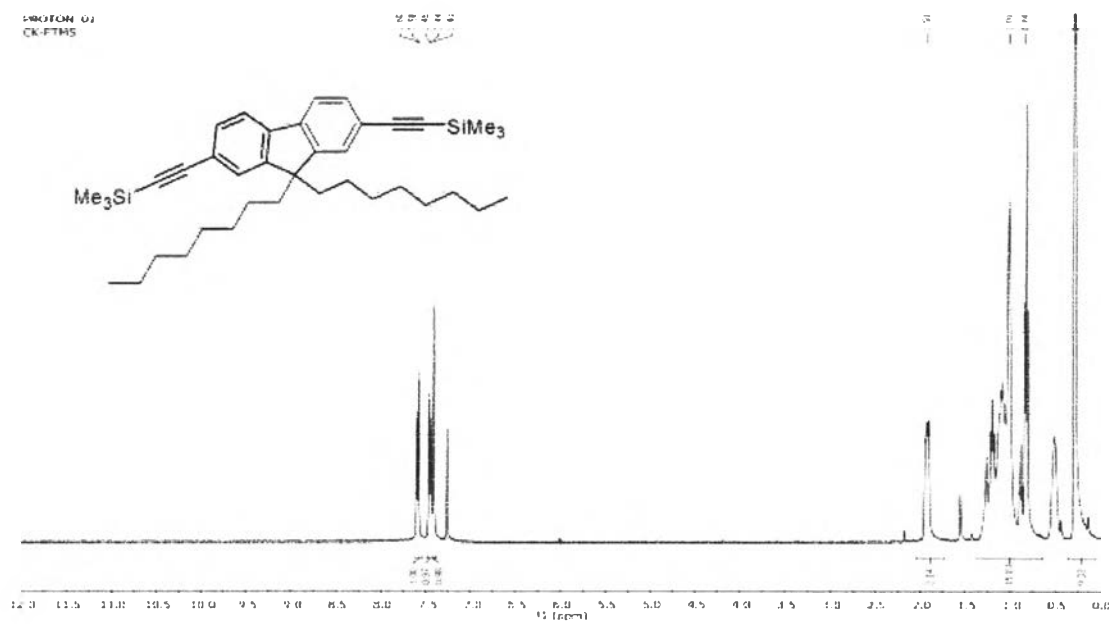


Figure A.5 $^1\text{H-NMR}$ of 3 in CDCl_3

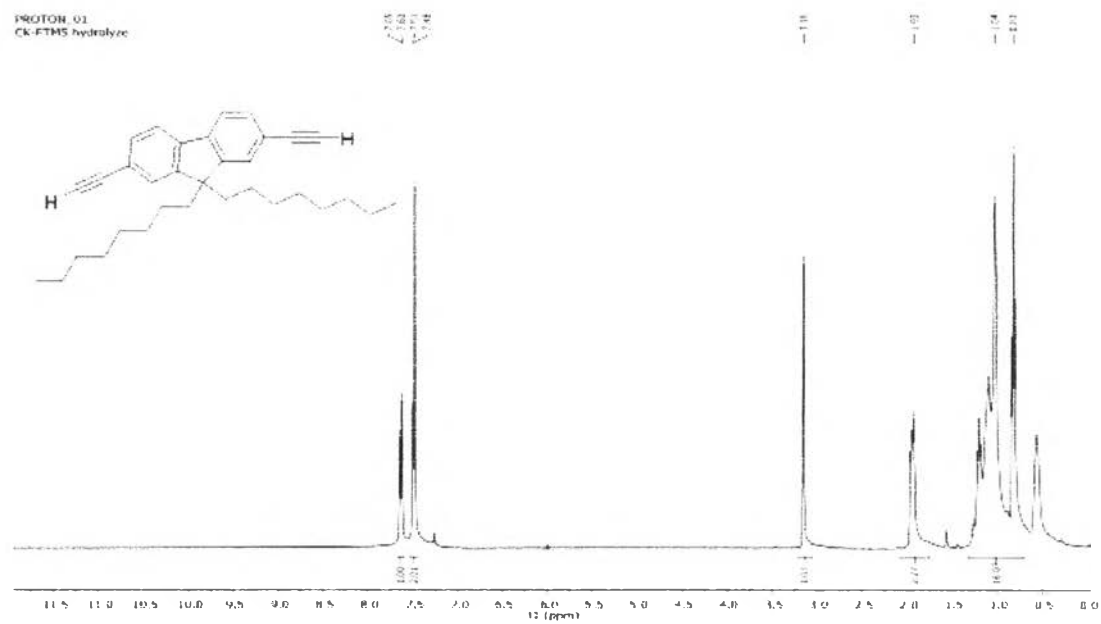


Figure A.6 $^1\text{H-NMR}$ of 4 in CDCl_3



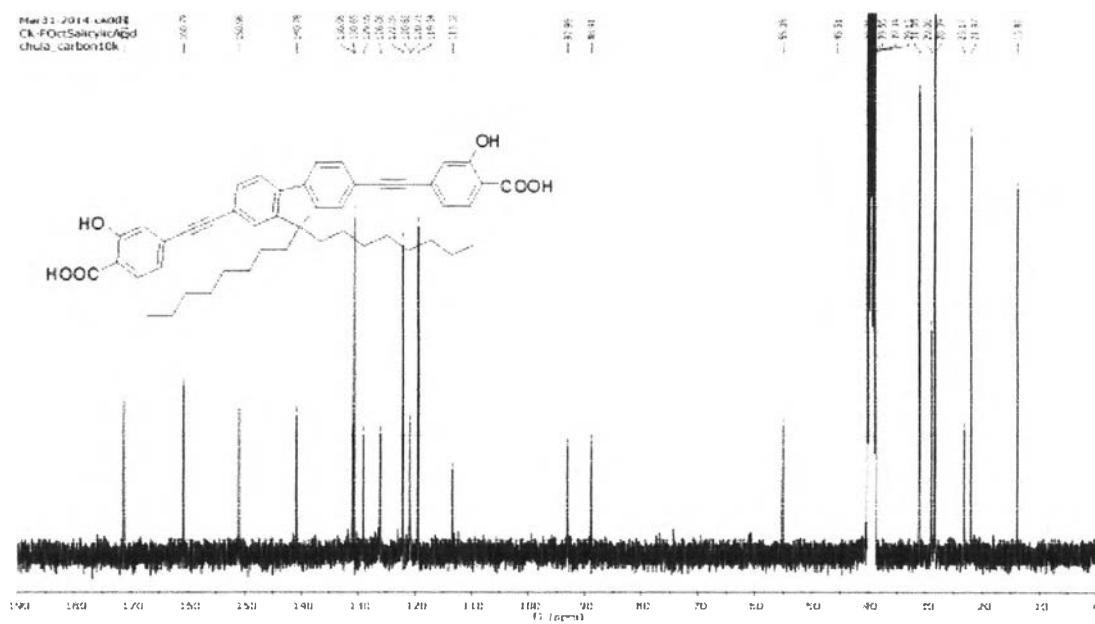


Figure A.9 ^{13}C -NMR of F2 in $\text{DMSO-}d_6$

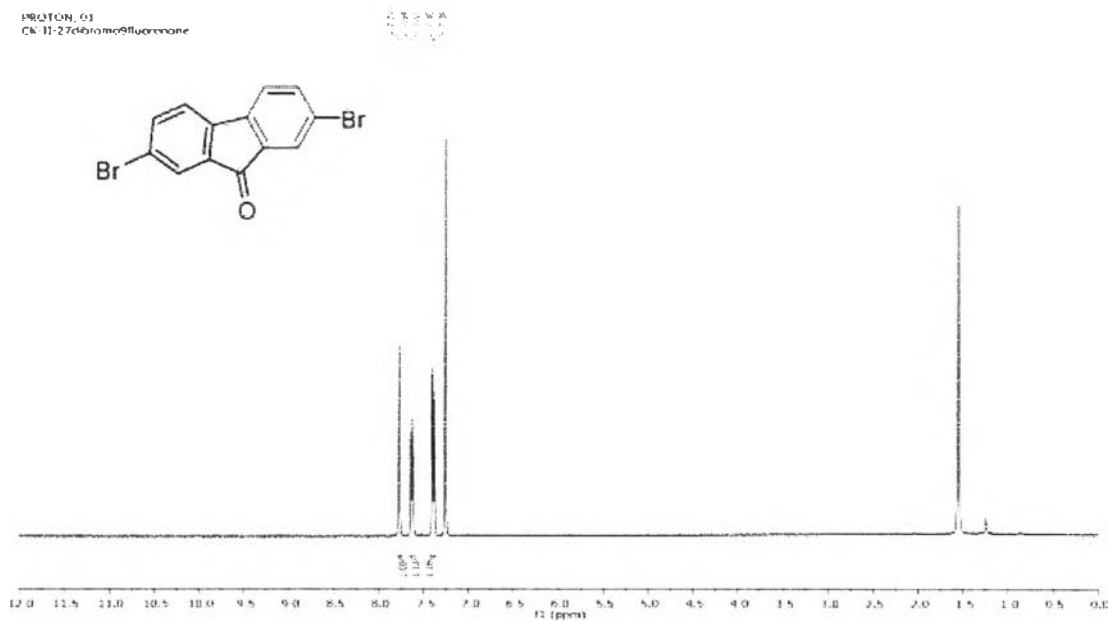
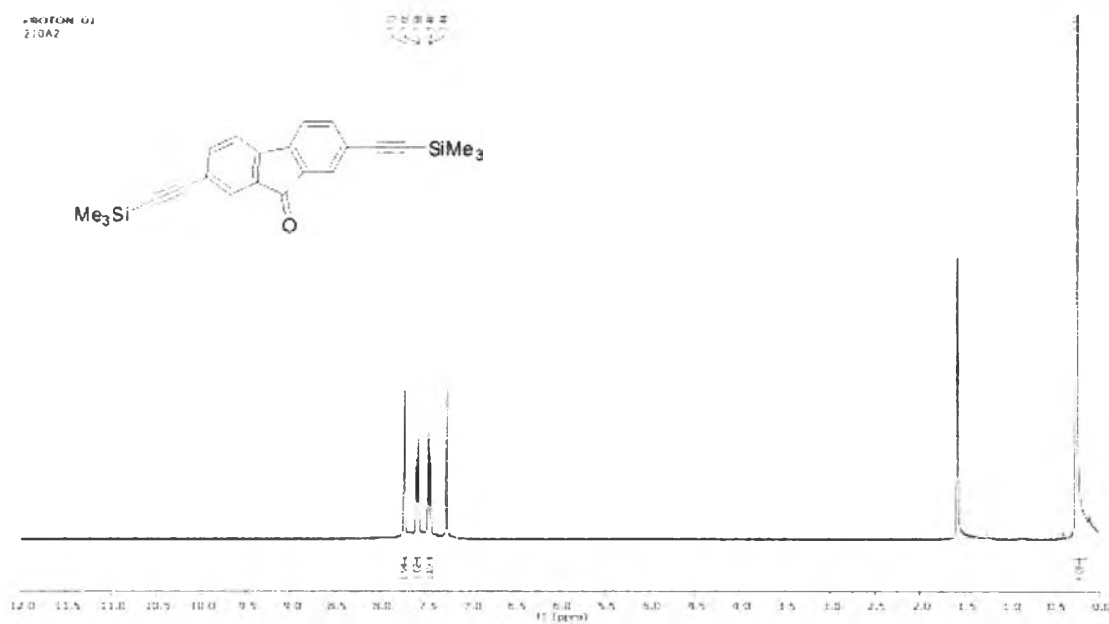
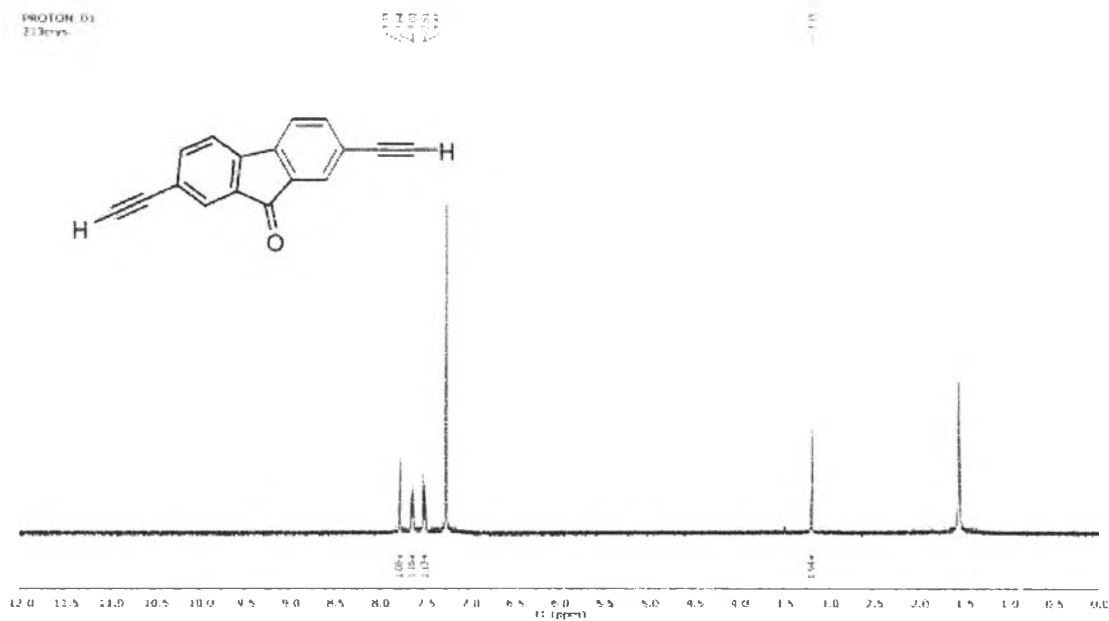
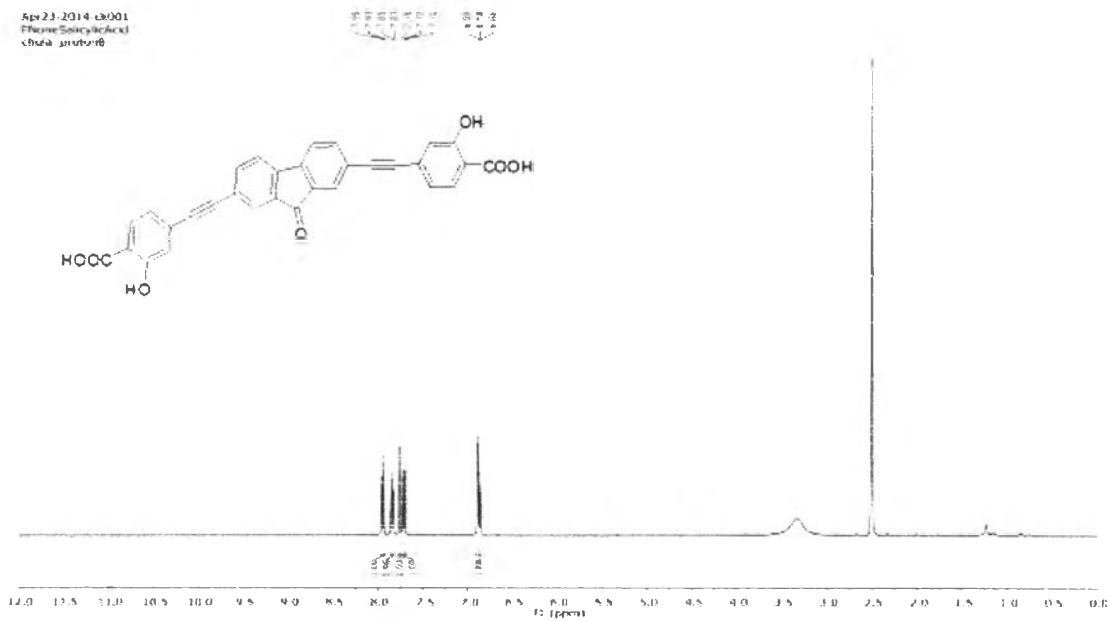
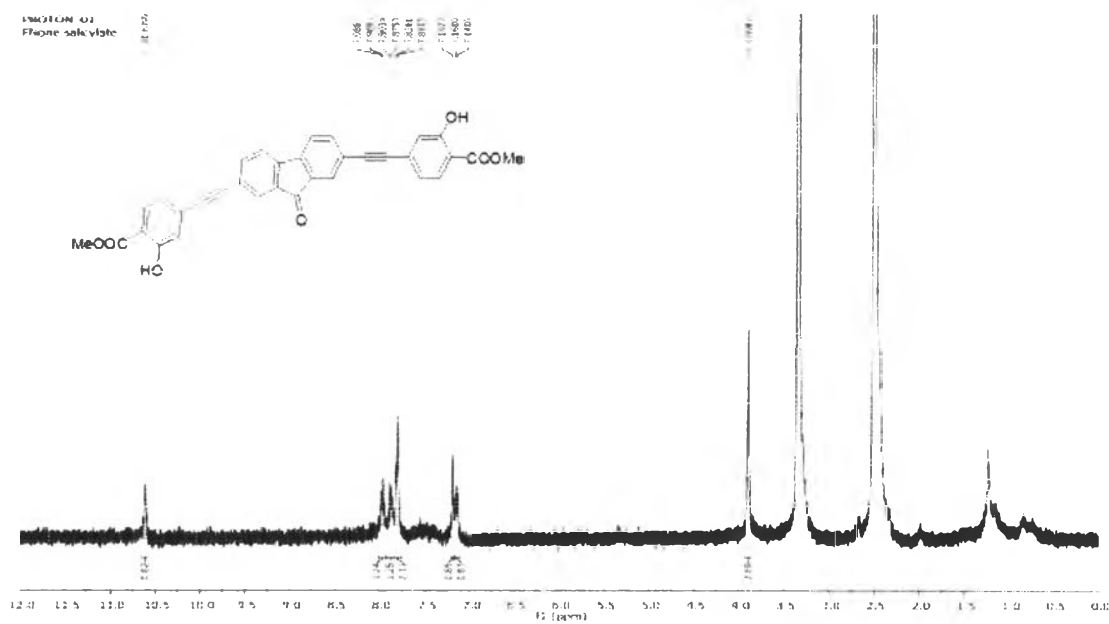


Figure A.10 ^1H -NMR of 6 in CDCl_3



Figure A.11 $^1\text{H-NMR}$ of 7 in CDCl_3 Figure A.12 $^1\text{H-NMR}$ of 8 in CDCl_3 

2905392820



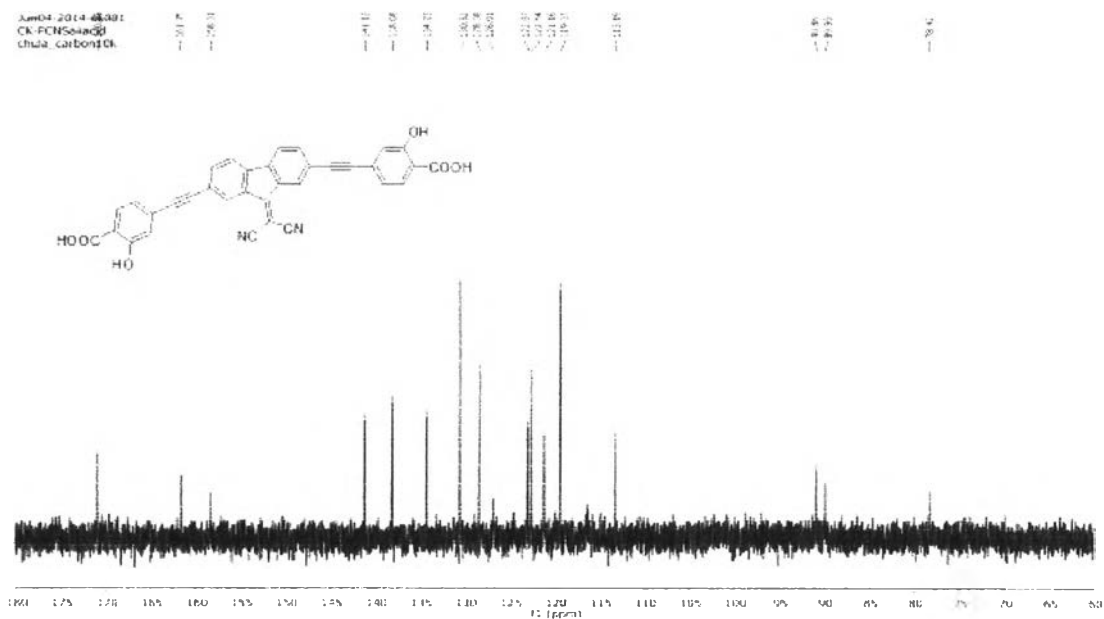


Figure A.17 ^{13}C -NMR of F4 in $\text{DMSO-}d_6$

D:\DATA\W\rawatt14\Floor\Good\CK-F1_new\CK-F1_new0_B111

Comment 1 CK-F1_new

Comment 2

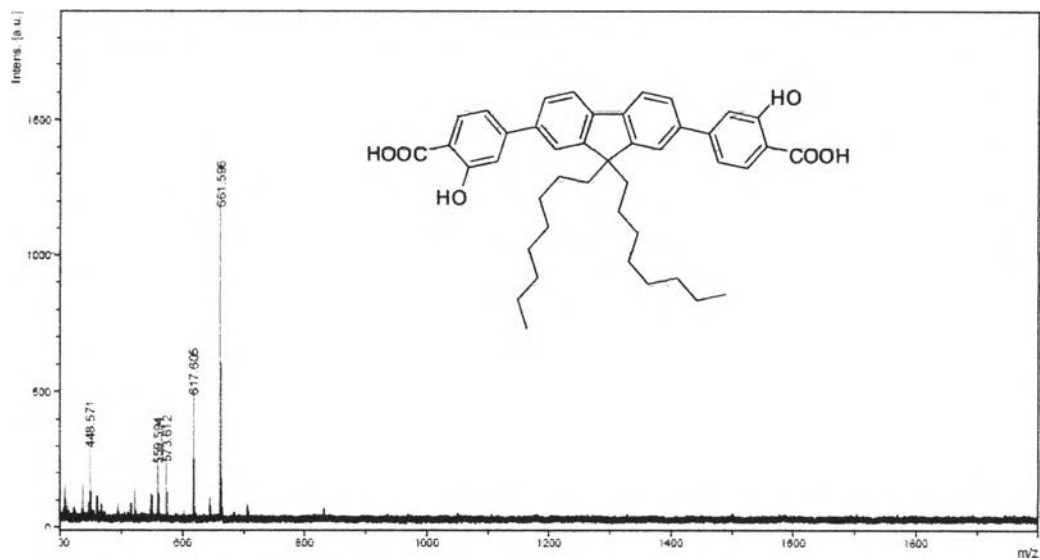


Figure A.18 MALDI-TOF-MS of F1



D:\DATA\Wittawat\14Floor\Good\FOctSalicylicAcid\FOctSalicylicAcid0_A111

Comment : FOctSalicylicAcid

Comment 2

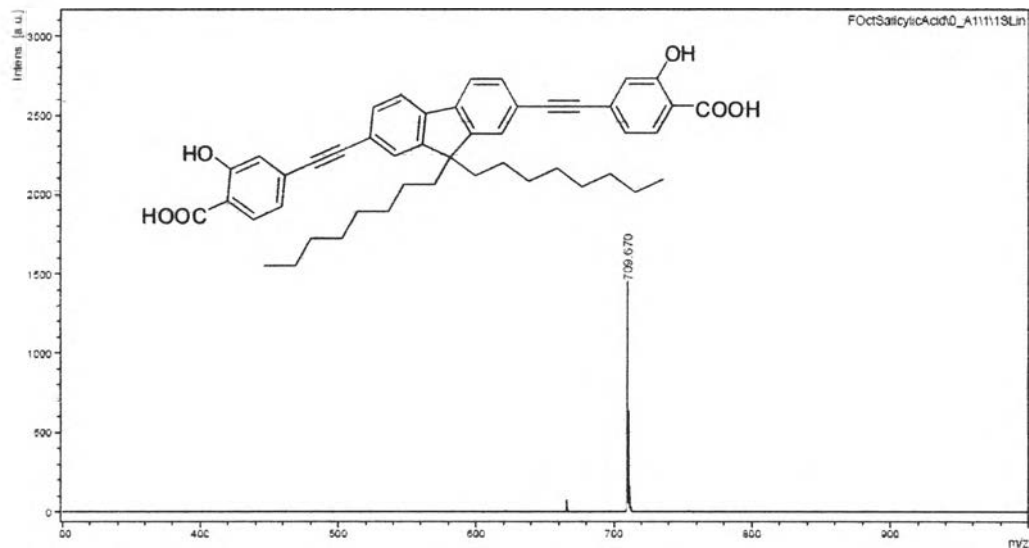


Figure A.19 MALDI-TOF-MS of F2

Mass Spectrum List Report

Analysis Info		Acquisition Date	4/11/2014 2:48:46 PM
Analysis Name	D:\Data\Data Service\Year 2014\04_2014\11042014\Fluorenone salicylic acid_neg_11042014.d	Operator	NL
Method	tune_low_fortest_negative2 m	Instrument / Ser#	micrOTOF-Q II 10335
Sample Name	Fluorenone salicylic acid_neg_11042014		
Comment			

Acquisition Parameter

Source Type	ESI	Ion Polarity	Negative	Set Nebulizer	0.4 Bar
Focus	Not active	Set Capillary	2500 V	Set Dry Heater	180 °C
Scan Begin	50 m/z	Set End Plate Offset	-500 V	Set Dry Gas	4.0 l/min
Scan End	1500 m/z	Set Collision Cell RF	150.0 Vpp	Set Divert Valve	Waste

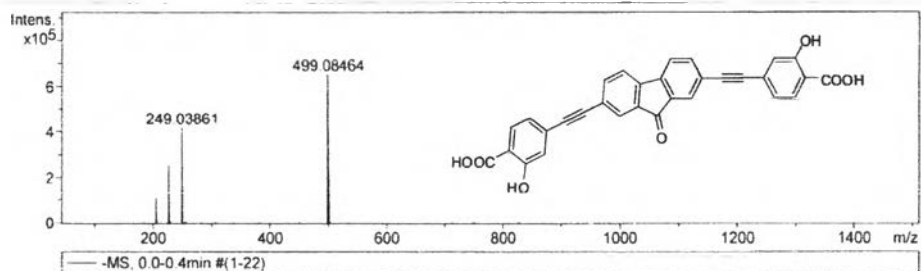


Figure A.20 HRMS of F3



D:\DATA\weerawat5.0657\PGood0_F51

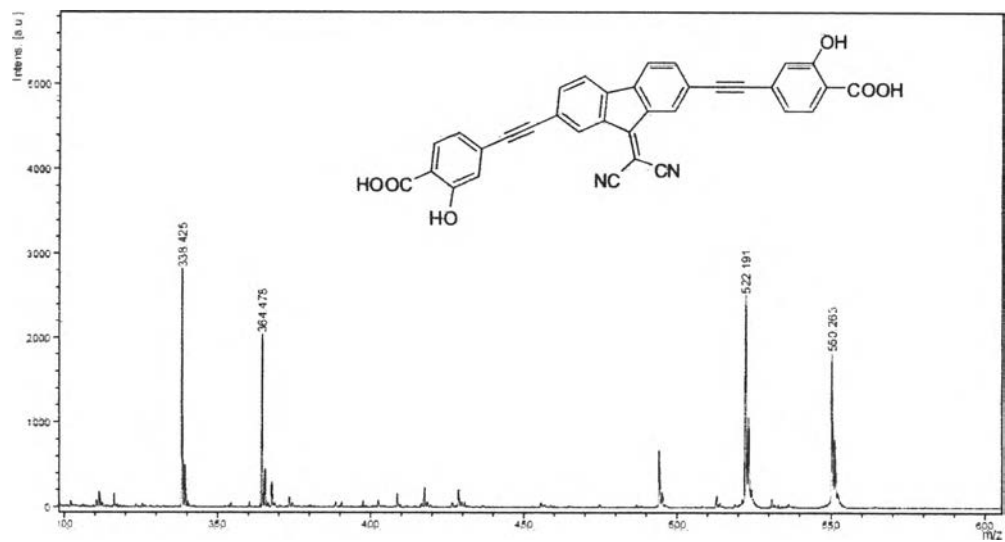
Comment 1 PGood
Comment 2

Figure A.21 MALDI-TOF-MS of F4



VITA

Mr.Chenwit Khaokeaw was born on March 12, 1989 in Singburi, Thailand. He graduated with high school degree from Pibulwittayalai School, Lopburi. He graduated with bachelor degree of Science, major of chemistry from Chulalongkorn University. In 2011, he has been a graduate student in Petrochemistry and Polymer Science and become a member of Material Advancement via Proficient Synthesis Group under supervision of Assoc. Prof. Dr. Paitoon Rashatasakhon and he further received a Master Degree in Petrochemistry and Polymer Science from Chulalongkorn University. His present address is 303 Moo. 1 Promburi, Promburi, Singburi, Thailand 16160.

